


Quality thy name is.....

SINCE 1961





OSCAR[®]

Machine Shop Equipments




CATALOGUE





MILLING MACHINE VICE


COOE NO. 803 SWIVEL BASE
 CODE NO. 803S STEEL BODY SWIVEL BASE
 CODE NO. 803P PLAIN BASE
 CODE NO. 803PS STEEL BODY PLAIN BASE



SIZE IN INCHES	2	3	4	5	6	8	10	12
Width of jaws in mm	50	75	100	125	150	200	250	300
Opening of jaws in mm	50	75	100	125	150	200	250	300
Depth of jaws i mm	28	35	40	50	50	60	75	75
Length overall in mm	210	280	320	390	465	590	725	820
Height overall 803 & 803 S in mm	83	100	110	140	140	165	190	200
Height overall 803P & 803PS in mm	60	70	80	100	100	115	140	145
Weight (Approx) 803 & 803S in kgs.	4.3	10	15	28	34	66	105	175
Weight (Approx) 803P & 803PS in kgs.	3	7.4	11.5	20.5	26	53	80	135

PRECISION MILLING MACHINE VICE

J & S Type (England)
 CODE NO. 850 (Swivel Model)
 CODE NO. 850P (Plain Model)



*Extra
 Heavy
 duty*

SIZE IN INCHES	4	6	8
Width of jaws in mm	100	150	200
Opening of jaws in mm	100	150	200
Depth of jaws i mm	40	50	60
Length overall in mm	320	465	590
Height overall 850 in mm	110	140	165
Height overall 850P in mm	80	100	115
Weight (Approx) 850 in kgs.	15.5	34	68
Weight (Approx) 850P in kgs.	12	26	55

TILTING & SWIVELING VICE


CODE NO. 800(CI-BODY)
 CODE NO. BOOS (SG-IRON BODY)



SIZE IN INCHES	2	3	4	5	6	8
Width of jaws in mm	50	75	100	125	150	200
Opening of jaws in mm	50	75	100	125	150	200
Depth of jaws i mm	28	35	38	50	50	60
Length overall in mm	220	275	340	460	485	635
Height overall 800 & 800 S in mm	110	135	150	180	195	230
Weight (Approx) 800 & 800 S in kgs.	3.5	8	16	30	40	75

SHAPER MACHINE VICE

CODE NO. 802 SWIVEL BASE
 CODE NO. 802P PLAIN BASE



SIZE IN INCHES	6	8	10	12
Width of jaws in mm	150	200	250	300
Opening of jaws in mm	200	250	300	360
Depth of jaws i mm	50	55	70	75
Length overall in mm	530	685	770	860
Height overall 802 in mm	155	170	205	220
Height overall 802P in mm	120	130	160	190



UNIVERSAL MACHINE VICE


CODE NO. 801(SG-IRON BODY)



SIZE IN INCHES	4	6
Width of jaws in mm	100	150
Opening of jaws in mm	65	115
Depth of jaws in mm	25	40
Height overall 801 in mm	175	225
Weight (Approx) 801 in kgs.	10	25

DIVIDING HEAD

CODE NO. 848



SIZE IN INCHES	4½	5½	6½
Gear worm ratio	1:40	1:40	1:40
Centre height in mm	115	140	165
Spindle Bore in mm	20	32	38
Spindle Taper	9•	9•	9•
Overall height vertical position in mm	210	260	310
Length of base in mm	175	240	270
Width of base in mm	125	150	170
Weight in kgs	65	90	125

INDEXING PLATES

	4½	5½	6½
SIDE-A	11,16,19,25,37,41,49	11,16,19,25,37,41,49	7,13,16,19,20,23,27,31,33,39,47,53
SIDE-B	13,17,18,27,33,43,51	13,17,18,27,33,43,51	9,11,15,17,18,21,25,29,37,41,49,51
Set of Gears	24,24,28,32,36,40,44 48,56,64,72,86, 100 teeth D.P.14. (6Yz=12D.P.)		

WITH COMPLETE GEAR SET

ROTARY MILLING TABLES




CODE NO. 811 (Universal W/O Indexing)
 CODE NO. 811 ID (Universal with Indexing)
 CODE NO. 815 (Horizontal W/O Indexing)
 CODE No 815 IO (Horizontal with Indexing)

SIZE IN INCHES	6	8	10	12	15	18	20
Dia. of table in mm	150	200	250	300	375	450	500
Table slate in mm	14	14	14	14	14	16	16
Centre Bush Bore	MT2	MT3	MT3	MT3	MT3	MT3	MT3
Worm & Gear Ratio	1:40	1:40	1:40	1:40	1:40	1:40	1:40
Weight 811 & 811 ID in kgs.	24	31	45	77	98	135	155
Weight 815 & 815 ID in kgs.	20	26	40	70	90	120	135




COMPOUND & SINGLE SLIDING TABLE



CODE NO. 808 (Compound Sliding Table)
CODE NO. 808S (Single Sliding Table)

SIZE IN INCHES	808						808S			
	6x6	8x8	12x8	12x12	12x20	16x16	6x6	8x8	12x8	12x12
Height in mm	115	120	145	145	165	180	50	65	145	145
Overall Length in mm	300	350	510	510	680	620	300	350	510	510
T. Slot size in mm	13	13	13	13	16	16	13	13	13	13
Travel Both ways in mm	100	125	200	200	370	300	100	125	200	200
Weight in kgs.	13	18	38	44	85	95	7	12	21	26

3-WAY TILTING & SWIVLING VICE



CODE NO. 830

SIZE IN INCHES	4	6
Width of jaws in mm	100	150
Opening of jaws in mm	100	150
Depth of jaws in mm	38	52
Length overall in mm	450	530
Height overall 830 in mm	195	285
Weight (Approx) 830 in kgs.	30	62

BENCH VICE Double Rib (Heavy Duty)



Extra
Heavy
duty

CODE NO. 840 (Plain Model)
CODE NO. 840S (Swivel Model)
 Fitted With SG Iron Nut

SIZE IN NUMBER	0	1	2	3	4	5	6	8
SIZE IN INCHES	2½	3	3½	4	4½	5	6	8
Width of Jaws	65	80	90	100	115	125	150	200
Opening of Jaws	70	85	110	120	140	170	200	235
Depth of Jaws	50	55	60	70	75	85	90	110
Approximate weight 840 in kgs.	3½	6	8	13	16	20	25	39
Approximate weight 840S in kgs.	--	8	11	16	18½	20½	28	46

BENCH VICE (Commercial Duty)




CODE NO. 841
 Fitted With SG Iron Nut

SIZE IN NUMBER	0	1	2	3	4	5	6	8	10	12
SIZE IN INCHES	2½	3	3½	4	4½	5	6	8	10	12
Width of Jaws	65	80	90	100	115	125	150	200	250	300
Opening of Jaws	70	85	110	120	140	170	200	235	285	305
Depth of Jaws	50	50	55	65	65	80	85	110	125	125
Approximate weight 840 in kgs.	3½	5	7	10	11½	14	16½	30	50	53




DRILL VICE SUPER DELUXE


CODE NO. 812


SIZE IN INCHES	4	6	8
Width of Jaws	100	150	200
Opening of Jaws	140	220	280
Depth of Jaws	40	55	60
Height overall in mm	80	110	130
Length overall in mm	360	460	590
Width overall in mm	200	255	320
Approx. Weight in kgs	11	25	40

DRILL VICE (Commercial Type)


CODE NO. 825 (CI Body)
CODE NO. 825S (SG Iron Body)


SIZE IN INCHES	2	3	4	5	6
Width of Jaws	50	75	100	125	150
Opening of Jaws	50	85	110	140	160
Depth of Jaws	20	25	35	40	40
Height overall in mm	40	45	55	62	65
Approx. Weight 825 in kgs	0.8	2	3.2	4.5	6
Approx. Weight 825S in kgs	0.8	2	3.2	4.5	6

DRILL VICE HEAVY DUTY


CODE NO. 813 (CI Body)
CODE NO. 813S (SG Iron Body)

SIZE IN INCHES	3	4	5	6	8
Width of Jaws	75	100	125	150	200
Depth of Jaws	40	45	50	50	70
Opening of Jaws	100	130	135	180	225
Height overall in mm	70	80	95	95	110
Approx. Weight 813 in kgs	4	6	8.5	12.5	23
Approx. Weight 813S in kgs	3	5	7	11	-

DRILL VICE EXTRA HEAVY DUTY



CODE NO. 860

SIZE IN INCHES	3	4	6
Width of Jaws	80	100	150
Depth of Jaws	45	60	60
Opening of Jaws	75	115	155
Height overall in mm	75	90	95
Approx. Weight in kgs	4.5	8	16.5



UNIGRIP MACHINE VICE


CODE NO. 810



SIZE IN INCHES	3¼	4	5	6
Width of Jaws	80	100	125	150
Depth of Jaws	25	25	40	40
Opening of Jaws	80	100	125	150
Approx. Weight in kgs	2.5	4	6.5	8

BENCH VICE (ALL STEEL BODY)

CODE NO. 805 (Plain Model)
CODE NO. 805S (Swivel Model)



SIZE IN INCHES	3	4	5	6	8
Width of Jaws	80	100	125	150	200
Opening of Jaws	85	105	130	155	205
Depth of Jaws	58	70	82	88	105
Approximate weight 805 in kgs.	4.5	6	9.5	11.5	17
Approximate weight 805S in kgs.	5	6.75	10.25	12.5	18

PIPE VICE

CODE NO. 827 PILLAR TYPE
CODE NO. 827R ROUND PILLAR
CODE NO. 831 SELF LOCKING



SIZE IN INCHES	1½	2	2½	3	3½	4	4½	6
Pipe Holding Capacity	38	50	64	75	89	100	115	153
Approx weight 827 in kgs.	2.2	3.7	--	5	--	5.5	--	--
Approx weight 827R in kgs.	4.8	6.3	--	11.5	--	17.5	--	--
Approx weight 831 in kgs.	2.5	4	5	--	7.5	--	11	26

PIPE VICE OPEN TYPE

CODE NO. 828



SIZE IN NO.	1	2	3	4
Pipe Holding Capacity in mm	30	50	75	100
Approx. weight in kgs.	4.5	8.5	13	17

