

cooling system



COBRA





The COBRA drop ejector is designed to accurately shoot small quantities of liquid to distinct targets.

An air actuated piston shoots the drops through a flexible hose onto the target.

The drop shots can be automatically timed or manually determined by the user, the amount of liquid in each shot can also be adjusted by a tuning screw at the back of the COBRA all according to the user's needs.

The COBRA is operated by clean air, pressure 3-9 bar. Most liquids and solvents up to 250 cst viscosity can be applied.

COBRA spare parts

		Order no.
	Banjo screw + washer	MC0232
	Banjo fitting	MC0031
	Nozzle nut	MC0001
	Washer	MC0030

OPERATING INSTRUCTIONS

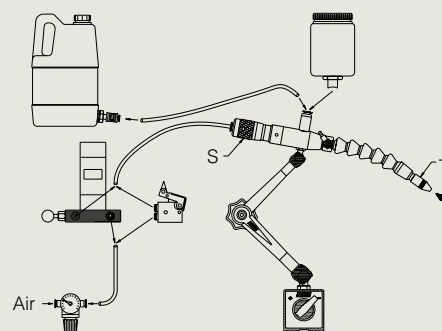
The fluid can be supplied either by fitting the bowl (CB0146) directly onto the unit, or by using the large container (CB0147) and connecting it to the unit by 4 mm hose. Set up the pneumatic circuit as shown in one of the drawings (a) or (b) or (c). All connections are to be made with 4 mm hose.

Open drop size control nut "S" to maximum drop size. Start pulsing the unit by pressing the actuating valve many times, or operate the automatic pulse generator, until drops emerge.

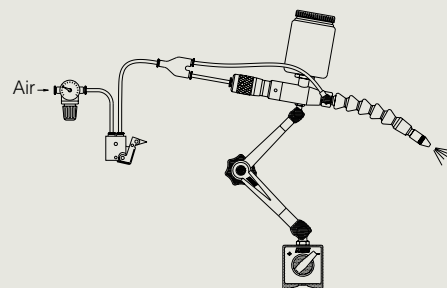
Adjust the drop size to your needs.

If you have set up the circuit according to drawing (b) or (c), adjust the air flow with the nozzle nut "T".

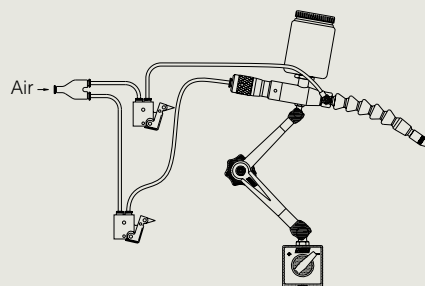
- a.** Setup for single drops using mechanical valve or automatic pulse generator



- b.** Setup for finely dispersed droplets



- c.** Setup to supply drops and air jet independently



COBRA

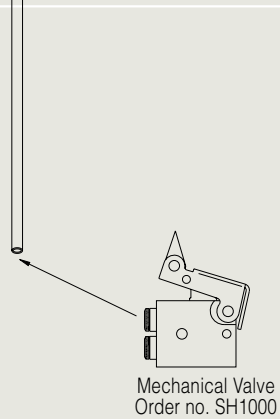
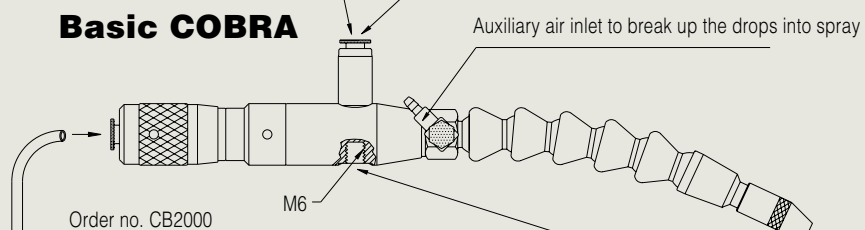
Setup options and accessories

Containers



Basic COBRA

4mm dia. Ny hose lon
Order no. RNY004



Holding Systems

