


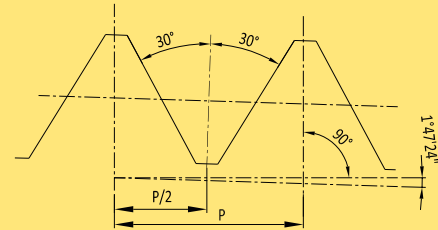
Thread Gauge



NPT

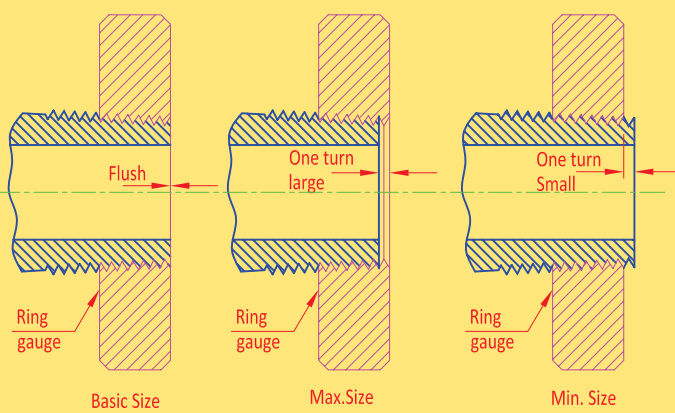


Gauge dimensions are as per ANSI/ASME B1.20.1. Gauges are supplied as Basic Step & Min/Max Step.



GAUGING EXTERNAL THREADS

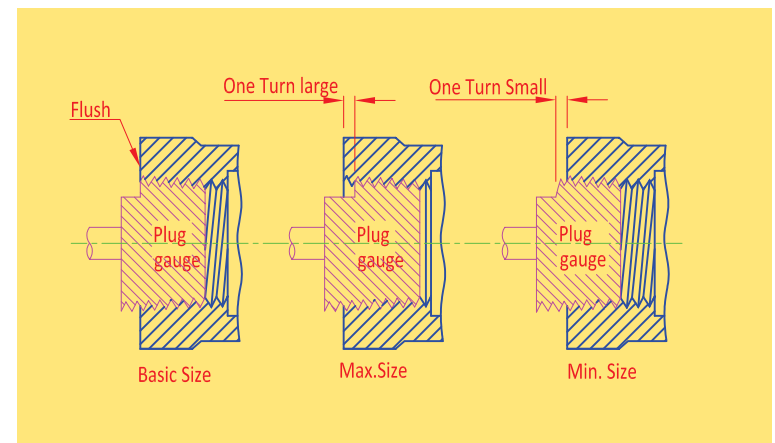
With Basic Step Ring Gauge



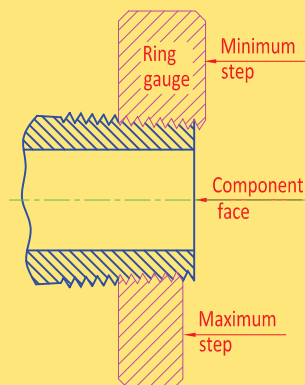
The Basic Step gauge when screwed onto the threads of the component by hand, should be flush with the end of the component face within 1 turn, as shown above

GAUGING INTERNAL THREADS

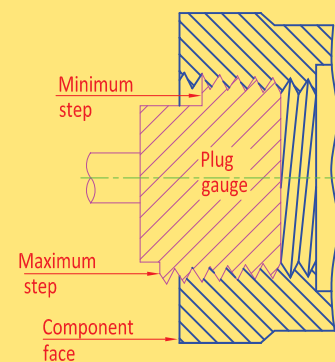
With Basic Step Plug Gauge



With Min / Max Step Ring Gauge



With Min / Max Step Plug Gauge



When using a Min/Max Step type gauge, the end of the component face should be flush between the Minimum and Maximum steps.