

## MIRANDA PRODUCTS PRICE LIST

DPM01052026 VERSION 3

CARBIDE TOOLS - EFFECTIVE FROM 10TH APRIL 2026

HSS TOOLS WITH EFFECT FROM 01ST MAY 2026



**Certainty  
at every turn<sup>TM</sup>**

## TERMS & CONDITIONS

1. All Govt. taxes and levies are extra.
2. Delivery F.O.R destination
3. This price list is effective from 10th April 2026 for Carbide Tools & 01st May 2026 fo HSS Tools and supersedes our previous Price list, prices are subject to revision without any notice.
4. For unlisted intermediate sizes, please contact the respective sales team.
5. We also manufacture special products as per your requirements.
6. Please contact our team for prices of customised products as per your requirements.

## NEW PACKAGING FEATURES



# CERTIFICATE OF REGISTRATION

This is to certify that the management system of:

## Dormer Pramet India Private Limited

included as part of certificate for Dormer Pramet

Address: Plot No. 903 & 904, GIDC, Ankleshwar – 393002,  
Dist. Bharuch, Gujarat, India

has been registered by Intertek as conforming to the requirements of

## ISO 9001:2015

The management system is applicable to:

Development, manufacturing, marketing and sales of cutting tools.

**Certificate Number:**

0085130/J

**Initial Certification Date:**

31 January 2010

**Valid Until:**


17 January 2027



intertek



Accred. no. 1639  
Certification of management systems  
ISO/IEC 17021-1



**Angelique Björklund**

MD, Business Assurance Nordics

Intertek Certification AB

P.O. Box 1103, SE-164 22 Kista, Sweden



In the issuance of this certificate, Intertek assumes no liability to any party other than to the Client, and then only in accordance with the agreed upon Certification Agreement. This certificate's validity is subject to the organization maintaining their system in accordance with Intertek's requirements for systems certification. Validity may be confirmed via email at [certificate.validation@intertek.com](mailto:certificate.validation@intertek.com) or by scanning the code to the right with a smartphone.

The certificate remains the property of Intertek, to whom it must be returned upon request.



# CERTIFICATE OF REGISTRATION

This is to certify that the management system of:

## Dormer Pramet India Private Limited

included as part of certificate for Dormer Pramet

Address: Plot No. 903 & 904, GIDC, Ankleshwar – 393002,  
Dist. Bharuch, Gujarat, India

has been registered by Intertek as conforming to the requirements of

## ISO 9001:2015

The management system is applicable to:

Manufacturing and distribution of cutting tools

**Certificate Number:**


0085130/I

**Initial Certification Date:**

31 January 2010

**Valid Until:**

17 January 2027

**Angelique Björklund**

MD, Business Assurance Nordics

Intertek Certification AB

P.O. Box 1103, SE-164 22 Kista, Sweden



In the issuance of this certificate, Intertek assumes no liability to any party other than to the Client, and then only in accordance with the agreed upon Certification Agreement. This certificate's validity is subject to the organization maintaining their system in accordance with Intertek's requirements for systems certification. Validity may be confirmed via email at [certificate.validation@intertek.com](mailto:certificate.validation@intertek.com) or by scanning the code to the right with a smartphone.

The certificate remains the property of Intertek, to whom it must be returned upon request.



# CONTENT

## HSS TOOLBIT BLANKS

HSS Square Toolbit Blanks (Inch).....	7
HSS Square Toolbit Blanks (mm).....	8
HSS Round Toolbit Blanks (Inch).....	9
HSS Round Toolbit Blanks (mm).....	10
HSS Flat (Rectangular) Toolbit Blanks (Inch).....	12
HSS Flat (Rectangular) Toolbit Blanks (mm).....	13
HSS Parting Toolbits.....	13
HSS Toolbit Blank Zedd P.....	14
Customised Toolbit.....	15

## HSS DRILLS

HSS Parallel Shank Jobber Series.....	19
HSS Parallel Shank Stub Series.....	22
HSS Intermediate Length Drill.....	23
HSS Jobber Drill - Steam Tempered.....	23
HSS Jobber Drill Set.....	24
HSS Jobber Drills Tin Coated.....	25
HSS-E Jobber Drills Tin Coated.....	25
HSS Parallel Shank-Long Series.....	26
HSS Parallel Shank-Extra Long Series.....	27
HSS Center Drills.....	30
HSS & HSS-E Taper Shank Drills.....	32
HSS Taper Shank Drills - Long Series.....	35
HSS Taper Shank Extra Long Series.....	36
Customised Parallel shank Drills.....	38
Masonry Drills.....	39

## HSS ENDMILLS & REAMERS

HSS (M2 & M42) Parallel Shank Endmills Center Cut Endmills.....	41
HSS (M2 & M42) HSS Parallel Shank Endmills Non-Center Cut Endmills.....	42
HSS (M2 & M42) HSS Parallel Shank Slot Drills.....	43
HSS (M2 & M42) HSS Parallel Shank Endmills - : Long Series.....	44
HSS Parallel Shank Roughing Endmills M42.....	44
HSS Parallel Shank Ball Nose Endmill.....	44
M42 TiAlN Coated Center Cut Endmills.....	45
Customised Endmills & Slotdrills.....	45
HSS Reamers with H7 Tolerance.....	47
HSS Taper Pin Hand Reamers.....	49
Customised Reamers.....	49

## CORE DRILLS

High Speed Steel Taper Shank Core Drills.....	51
-----------------------------------------------	----

## HSS & TCT ANNULAR CUTTERS

HSS Annular Cutter.....	54
TCT Annular Cutter.....	55

## HSS Taps

HSS Staright Flute Taps (Metric Coarse).....	57
M35 and M42 HSS Taps (Metric Coarse).....	60
HSS Long Shank Machine Taps.....	60
Left Hand Taps (Metric Coarse).....	61
HSS Straight Flute Taps (Metric Fine).....	61
HSS Staright Flute Taps (Metric Fine).....	62
HSS Machine Taps (Metric Fine).....	65
HSS Hand Taps - BSW.....	65
HSS Hand Taps - BSF.....	66
HSS Hand Taps - BA.....	66
HSS UNC Taps.....	67
HSS UNF Taps.....	68
HSS Pipe Taps.....	68
HSS Taps (UNF).....	69
HSS UN Taps.....	69
HSS-E (8% Co) Nib Taps.....	69
HSS Helicoil Taps - Metric Coarse.....	70

Customised HSS Taps.....	70
High Performance Taps - Miranda edge platinum cut.....	79

## TUNGSTEN CARBIDE TIPPED TOOLS

ISO 1 (110) Bar Turning Tools.....	81
ISO 2 (111) Cranked Turning & Facing Tools.....	81
ISO 3 (123)Cranked Finishing Tools.....	81
ISO 5 (126 ) Cranked Facing Tools.....	82
ISO 6 ( 117 ) Cranked Knife Tools.....	82
ISO 7 (150) Parting Off Tools.....	82
ISO 8 (130)Boring Tools (Square ).....	83
ISO 8 (131)Boring Tools (Round).....	83
ISO 9 (135)Boring Tools (Square).....	83
ISO 9 (136)Boring Tools (Round).....	84
115 - Cranked Round Nose Turning Tools.....	84
116 Bar Turning Tools.....	84
140 ( 60°) Boring Tools (Square).....	84
140 ( 60°)Boring Tools (Round).....	85
141 ( 90°)Boring Tools (Square).....	85
141 ( 90°) Boring Tools (Round).....	85
142 ( 45°)Boring Tools (Square).....	85
142 ( 45°) Boring Tools (Round).....	86
156 Cranked Internal Recessing Tools.....	86
165 Straight Threading Tools ( 55°).....	86
165 Straight Threading Tools (60°).....	86
166 Internal Threading Tools (60°).....	87
Ind-2 External Threading Tools.....	87
113 Straight Round Nose Turning Tool.....	87
122 Pointed Turning Tools.....	87
ISO 4 (127) Recessing Tools.....	88
163 Straight Turning & Grooving Tools.....	88
Customised CTT.....	88

## TUNGSTEN CARBIDE ROTARY BURRS

Tungsten Carbide Rotary Burrs.....	91
Customised TCRB.....	93

## SOLID CARBIDE ENDMILLS

2 Flute Solid Carbide End Mill.....	96
4 Flute Solid Carbide End Mill Standard.....	96
4 Flute Solid Carbide End Mill Long.....	97
4 Flute Solid Carbide End Mill Extra Long.....	98
2 Flute Solid Carbide Ball Nose End Mill Standard.....	98
4 Flute Solid Carbide Ball Nose End Mill Standard.....	99
4 Flute Solid Carbide Ball Nose End Mill Long.....	99
4 Flute Solid Carbide Ball Nose End Mill Extra Long.....	100
Customised Solid carbide Endmills.....	100

## PREMIUM MAXX PRO SOLID CARBIDE ENDMILLS

4 Flute SC Sq. End Mill Maxx Pro - Standard Length (45 To 60 HRC).....	101
4 Flute SC Sq. End Mill Maxx Pro - Long Length (45 To 60 HRC).....	102
2 Flute SC Ball Nose Maxx Pro - Standard Length (45 To 60 HRC).....	102
4 Flute SC Ball Nose Maxx Pro - Standard Length (45 To 60 HRC).....	103
4 Flute SC Ball Nose Maxx Pro - Long Length (45 To 60 HRC).....	103
4 Flute SC Ball Nose Maxx Pro - Extra Long Length (45 To 60 HRC ).....	104

## SOLID CARBIDE DRILL, CENTRE DRILL & REAMER

Solid Carbide Jobber Drill.....	105
Solid Carbide Stub Drill.....	107
Solid Carbide Centre Drill 60° Countersink, Bright.....	109
Solid Carbide Centre Drill 60° Countersink, Bright Bs Type.....	109
Solid Carbide Reamer, H7 Accuracy, Bright Finish.....	110
Customised Solid Carbide Drills.....	110

## HSS TOOLBITS SQUARE & ROUND

### INTRODUCTION

Miranda HSS Square and round toolbits are in blank form to cover many applications with one tool. Our special heat treatment provides higher tool life. Multiple re-grinding allows usage of total tool life. Most suitable for copy turning. Ideal solution for general lathe work & traub machine,



- Squares with 15° Bevel edge
- Round with 0° Bevel edge

#### Manufacturing Standards

I.S.	11143-1991
DIN	4964
ISO	5421

### FEATURES & BENEFITS

- ▶ Excellent performance on critical application
- ▶ Special Surface treatment Improves Wear Resistance
- ▶ Superior Performance
- ▶ Extended re-sharpening frequency
- ▶ Available in Zedd, Zedd+, S100, S200, S400E, S400, S500 Grades for different applications

[BACK TO CONTENT PAGE](#)

## HSS SQUARE TOOLBIT BLANKS (INCH)

		GRADES						
INCH	EQUIVALENT MM	ZEDD M2 SQ. PRICE (RS)/NO	S100 M35 SQ. PRICE (RS)/NO	S200 M42 SQ. PRICE (RS)/NO	S400 T42 SQ. PRICE (RS)/NO	S400 E M35 SQ. PRICE (RS)/NO	S500 T42 SQ. PRICE (RS)/NO	PKT. QTY.
3/32 x 2.1/2	2.38 x 63.50	*	*	*	*	*	*	10
3/32 x 3	2.38 x 76.20	193	*	*	915	*	972	10
1/8 x 3	3.18 x 76.20	193	427	602	634	*	661	10
1/8 x 4	3.18 x 101.60	253	770	*	1,160	*	1,210	10
1/8 x 6	3.18 x 152.40	*	*	*	1,830	*	*	10
5/32 x 3	3.97 x 76.20	193	433	617	648	*	662	10
5/32 x 4	3.97 x 101.60	259	*	958	1,010	*	*	10
3/16 x 3	4.76 x 76.20	165	341	447	470	400	487	10
3/16 x 4	4.76 x 101.60	217	*	653	687	594	720	10
3/16 x 6	4.76 x 152.40	336	909	1,400	1,470	1,070	1,470	10
1/4 x 3	6.35 x 76.20	188	433	602	634	511	662	10
1/4 x 4	6.35 x 101.60	221	589	799	841	687	876	10
1/4 x 6	6.35 x 152.40	319	961	1,300	1,380	1,130	1,430	10
1/4 x 8	6.35 x 203.20	453	*	*	2,330	1,870	2,450	10
5/16 x 3	7.94 x 76.20	210	568	771	816	671	869	10
5/16 x 4	7.94 x 101.60	271	781	1,060	1,110	919	1,190	10
5/16 x 6	7.94 x 152.40	447	*	1,700	1,790	1,470	1,900	10
5/16 x 8	7.94 x 203.20	568	*	2,410	2,540	2,090	2,710	10
5/16 x 10	7.94 x 254.00	*	*	*	3,170	*	*	10
3/8 x 3	9.53 x 76.20	262	661	915	971	773	1,030	10
3/8 x 4	9.53 x 101.60	319	882	1,210	1,280	1,040	1,380	10
3/8 x 6	9.53 x 152.40	495	1,390	1,950	2,050	1,650	2,190	10
3/8 x 8	9.53 x 203.20	671	1,980	2,760	2,910	2,330	3,100	10
3/8 x 10	9.53 x 254.00	864	*	*	3,850	3,090	4,110	10
1/2 x 3	12.70 x 76.20	393	1,040	1,500	1,570	*	1,640	10
1/2 x 4	12.70 x 101.60	495	1,390	1,950	2,050	1,650	2,200	10
1/2 x 6	12.70 x 152.40	755	2,140	3,060	3,230	2,530	3,370	10
1/2 x 8	12.70 x 203.20	990	3,000	4,270	4,490	3,530	4,700	10
1/2 x 10	12.70 x 254.00	1,510	4,200	*	6,200	*	6,550	10
9/16 x 4	14.29 x 101.60	*	*	*	*	*	2,710	1
9/16 x 6	14.29 x 152.40	*	*	*	3,820	*	4,080	1
9/16 x 8	14.29 x 203.20	*	*	*	*	*	5,650	1
5/8 x 4	15.88 x 101.60	783	*	3,280	3,460	2,710	3,590	1
5/8 x 6	15.88 x 152.40	1,150	3,450	4,810	5,050	4,060	5,400	1
5/8 x 8	15.88 x 203.20	1,560	4,720	*	7,100	5,550	7,350	1
3/4 x 4	19.05 x 101.60	1,080	*	4,510	4,740	*	5,000	1
3/4 x 6	19.05 x 152.40	1,580	4,780	6,600	6,950	5,650	7,500	1
3/4 x 8	19.05 x 203.20	2,160	*	9,050	9,550	7,550	10,000	1
3/4 x 10	19.05 x 254.00	*	*	*	11,900	*	*	1
1 x 4	25.40 x 101.60	*	*	7,400	*	*	8,300	1
1 x 6	25.40 x 152.40	2,660	7,950	11,100	11,700	9,350	12,400	1
1 x 8	25.40 x 203.20	3,620	*	14,800	15,600	12,500	16,600	1

- ZEDD = (HSS with 0% Cobalt) (62-65 HRC)
- S100 = M35 (HSS with 5% Cobalt) (63-66 HRC)
- S200 = M42 (HSS with 8% Cobalt) (65-68 HRC)
- S400 = T42 (HSS with 10% Cobalt) (64-67 HRC)
- S400E = M35 with Cryogenic (Ultra Low) Heat Treatment (64-67 HRC)
- S500 = T42 with Cryogenic (Ultra Low) Heat Treatment (65-69 HRC)

(Square Toolbit Blanks are with bevelled ends)

[BACK TO CONTENT PAGE](#)

\* Please contact our team for prices

## HSS SQUARE TOOLBIT BLANKS (MM)

NOMINAL SIZE	GRADES						PKT. QTY.
	ZEDD M2 SQ. PRICE (RS)/NO	S100 M35 SQ. PRICE (RS)/NO	S200 M42 SQ. PRICE (RS)/NO	S400 T42 SQ. PRICE (RS)/NO	S400 E M35 SQ. PRICE (RS)/NO	S500 T 42 SQ. PRICE (RS)/NO	
3 x 75				634	*	661	10
3 x 100	253	*	1,110	1,160	*	*	10
4 x 75	*	*	*	648	*	662	10
4 x 100	259	*	*	1,010	*	*	10
5 x 75	165	*	*	470	*	487	10
5 x 100	217	*	*	687	*	720	10
5 x 150	336	*	1,400	1,470	*	*	10
6 x 75	188	*	602	634	511	662	10
6 x 100	221	589	799	841	*	876	10
6 x 150	319	*	1,300	1,380	*	1,430	10
6 x 200	453	*	*	2,330	*	*	10
8 x 75	210	*	771	816	*	869	10
8 x 100	271	781	*	1,110	919	1,190	10
8 x 150	447	1,250	*	1,790	*	1,900	10
8 x 200	568	1,780	*	2,540	*	*	10
10 x 75	292	*	*	1,050	*	*	10
10 x 100	345	961	1,340	1,410	1,130	1,500	10
10 x 150	534	*	2,100	2,210	*	2,350	10
10 x 200	746	*	*	3,110	*	*	10
10 x 250	*	*	*	4,100	*	*	10
12 x 75	393	*	*	1,570	*	*	10
12 x 100	495	1,390	1,950	2,050	1,650	2,200	10
12 x 150	755	2,140	3,060	3,230	2,530	3,370	10
12 x 200	990	*	*	4,490	3,530	4,700	10
12 x 250	1,510	*	*	6,200	*	*	10
14 x 100	610	1,790	*	2,540	*	*	1
14 x 150	*	*	3,640	3,820	*	*	1
14 x 200	*	3,760	*	5,300	*	*	1
16 x 100	783	*	*	3,460	2,710	3,590	1
16 x 150	1,150	3,450	4,810	5,050	4,060	5,400	1
16 x 200	1,560	4,720	*	7,100	5,550	*	1
20 x 100	*	*	4,920	5,200	*	5,450	1
20 x 150	1,720	5,200	7,350	7,750	*	8,150	1
20 x 200	*	6,950	*	10,300	8,200	10,900	1
25 x 100				7,800	*	*	1
25 x 150	*	7,950	11,100	11,700	*	*	1
25 x 200	*	*	*	15,600	*	16,600	1

- ZEDD = (HSS with 0% Cobalt) (62-65 HRC)
- S100 = M35 (HSS with 5% Cobalt) (63-66 HRC)
- S200 = M42 (HSS with 8% Cobalt) (65-68 HRC)
- S400 = T42 (HSS with 10% Cobalt) (64-67 HRC)
- S400E = M35 with Cryogenic (Ultra Low) Heat Treatment (64-67 HRC)
- S500 = T42 with Cryogenic (Ultra Low) Heat Treatment (65-69 HRC)

[BACK TO CONTENT PAGE](#)

\* Please contact our team for prices

## HSS ROUND TOOLBIT BLANKS (INCH)

		GRADES						PKT. QTY.
INCH	EQUIVALENT MM	ZEDD M2 RD. PRICE (RS)/NO	S100 M35 RD PRICE (RS)/NO	S200 M42 RD PRICE (RS)/NO	S400 T42 RD PRICE (RS)/NO	S400 E M35 RD PRICE (RS)/NO	S500 T 42 RD PRICE (RS)/NO	
3/32 x 2.1/2	2.38 x 63.50	*	*	*	*	*	*	10
3/32 x 3	2.38 x 76.20	*	*	*	*	*	*	10
1/8 x 3	3.18 x 76.20	*	*	602	634	*	*	10
1/8 x 4	3.18 x 101.60	*	*	*	1,160	*	1,210	10
5/32 x 3	3.97 x 76.20	*	*	*	648	*	*	10
5/32 x 4	3.97 x 101.60	*	*	*	1,010	*	*	10
3/16 x 3	4.76 x 76.20	*	*	447	470	*	487	10
3/16 x 4	4.76 x 101.60	*	*	653	687	*	720	10
3/16 x 6	4.76 x 152.40	*	*	*	1,470	*	*	10
1/4 x 3	6.35 x 76.20	*	*	*	634	*	662	10
1/4 x 4	6.35 x 101.60	*	*	*	841	*	876	10
1/4 x 6	6.35 x 152.40	*	*	1,300	1,380	*	1,430	10
1/4 x 8	6.35 x 203.20	*	*	*	2,330	*	2,450	10
5/16 x 3	7.94 x 76.20	*	*	771	816	*	*	10
5/16 x 4	7.94 x 101.60	*	*	1,060	1,110	*	1,190	10
5/16 x 6	7.94 x 152.40	*	*	*	1,790	*	1,900	10
5/16 x 8	7.94 x 203.20	*	*	*	*	*	*	10
3/8 x 3	9.53 x 76.20	*	*	915	971	*	1,030	10
3/8 x 4	9.53 x 101.60	*	882	1,210	1,280	*	*	10
3/8 x 6	9.53 x 152.40	*	*	1,950	2,050	*	2,190	10
3/8 x 8	9.53 x 203.20	*	*	*	2,910	*	*	10
3/8 x 10	9.53 x 254.00	*	*	*	*	*	*	10
1/2 x 3	12.70 x 76.20	*	*	*	1,570	1,230	*	10
1/2 x 4	12.70 x 101.60	*	*	1,950	2,050	*	2,200	10
1/2 x 6	12.70 x 152.40	*	*	3,060	3,230	*	3,370	10
1/2 x 8	12.70 x 203.20	*	*	*	4,490	*	*	10
1/2 x 10	12.70 x 254.00	*	*	*	*	*	*	10
9/16 x 4	14.29 x 101.60	*	*	*	*	*	*	1
9/16 x 6	14.29 x 152.40	*	*	*	3,820	*	*	1
9/16 x 8	14.29 x 203.20	*	*	*	*	*	*	1
5/8 x 4	15.88 x 101.60	*	*	3,280	3,460	*	*	1
5/8 x 6	15.88 x 152.40	*	*	4,810	5,050	4,060	5,400	1
5/8 x 8	15.88 x 203.20	*	*	*	7,100	*	*	1
3/4 x 4	19.05 x 101.60	*	*	*	4,740	*	*	1
3/4 x 6	19.05 x 152.40	*	4,780	6,600	6,950	5,650	7,500	1
3/4 x 8	19.05 x 203.20	*	*	*	9,550	7,550	*	1
1 x 4	25.40 x 101.60	*	*	*	*	*	8,300	
1 x 6	25.40 x 152.40	*	*	*	11,700	*	*	1
1 x 8	25.40 x 203.20	*	*	*	15,600	*	*	1

- ZEDD = (HSS with 0% Cobalt) (62-65 HRC)
- S100 = M35 (HSS with 5% Cobalt) (63-66 HRC)
- S200 = M42 (HSS with 8% Cobalt) (65-68 HRC)
- S400 = T42 (HSS with 10% Cobalt) (64-67 HRC)
- S400E = M35 with Cryogenic (Ultra Low) Heat Treatment (64-67 HRC)
- S500 = T42 with Cryogenic (Ultra Low) Heat Treatment (65-69 HRC)

[BACK TO CONTENT PAGE](#)

\* Please contact our team for prices

## HSS ROUND TOOLBIT BLANKS (MM)

NOMINAL SIZE	GRADES						PKT. QTY.
	ZEDD M2 RD. PRICE (RS)/NO	S100 M35 RD PRICE (RS)/NO	S200 M42 RD PRICE (RS)/NO	S400 T42 RD PRICE (RS)/NO	S400 E M35 RD PRICE (RS)/NO	S500 T42 RD PRICE (RS)/NO	
3 x 75	*	427	*	634	*	*	10
3 x 100	*	770	*	1,160	*	*	10
4 x 75	*	433	*	648	*	662	10
4 x 100	259	671	958	1,010	*	1,030	10
5 x 75	*	341	*	470	*	487	10
5 x 100	*	502	653	687	*	720	10
5 x 150	*	*	*	1,470	*	*	10
6 x 75	*	433	602	634	*	662	10
6 x 100	*	589	799	841	*	876	10
6 x 150	*	*	1,300	1,380	*	1,430	10
6 x 200	*	*	2,210	2,330	*	*	10
8 x 75	*	*	771	816	*	869	10
8 x 100	271	*	1,060	1,110	*	*	10
8 x 150	*	*	1,700	1,790	*	1,900	10
8 x 200	*	*	2,410	2,540	*	*	10
10 x 75	*	*	999	1,050	*	1,120	10
10 x 100	345	*	1,340	1,410	*	*	10
10 x 150	*	1,500	2,100	2,210	*	2,350	10
10 x 200	*	*	*	3,110	*	*	10
10 x 250	*	*	*	*	*	*	10
12 x 75	*	*	1,500	1,570	*	1,640	10
12 x 100	*	*	1,950	2,050	*	2,200	10
12 x 150	*	*	*	3,230	2,530	3,370	10
12 x 200	*	*	4,270	4,490	*	*	10
12 x 250	*	*	*	6,200	*	*	10
14 x 100	*	*	*	2,540	*	2,710	1
14 x 150	*	*	*	3,820	*	4,080	1
14 x 200	*	*	*	5,300	*	*	1
16 x 100	*	*	3,280	3,460	*	3,590	1
16 x 150	*	3,450	4,810	5,050	*	5,400	1
16 x 200	*	*	*	7,100	*	7,350	1
20 x 100	*	3,480	*	5,200	*	5,450	1
20 x 150	*	5,200	*	7,750	6,150	8,150	1
20 x 200	*	*	*	10,300	*	*	1
25 x 150	*	*	*	11,700	9,350	*	1
25 x 200	*	*	*	*	*	*	1

- ZEDD = (HSS with 0% Cobalt) (62-65 HRC)
- S100 = M35 (HSS with 5% Cobalt) (63-66 HRC)
- S200 = M42 (HSS with 8% Cobalt) (65-68 HRC)
- S400 = T42 (HSS with 10% Cobalt) (64-67 HRC)
- S400E = M35 with Cryogenic (Ultra Low) Heat Treatment (64-67 HRC)
- S500 = T42 with Cryogenic (Ultra Low) Heat Treatment (65-69 HRC)


[BACK TO CONTENT PAGE](#)

\* Please contact our team for prices

# HSS TOOLBITS FLAT & PARTING

## INTRODUCTION

Miranda parting blades are ready to use for parting off and slotting applications on lathe. Unique design of parting blades helps for faster parting off in wide range of material.



- 0° Bevel edge
- Parting available in MII and T42
- Flats available in MIII and T42

### Manufacturing Standards

I.S.	11143-1991
DIN	4964
ISO	5421

## FEATURES & BENEFITS

- ▶ Unique design of tool gives best performance in parting operations
- ▶ M35 grade in flats to give ease of grinding with high tool life
- ▶ HSS Cobalt Tool bits increase wear resistance and tool life in Parting off & Slotting

[BACK TO CONTENT PAGE](#)

## HSS FLAT (RECTANGULAR) TOOLBIT BLANKS (INCH)

NOMINAL SIZE		GRADES		PKT. QTY.
		MARK III	T42	
INCH	EQUIVALENT MM	PRICE (RS)/NO	PRICE (RS)/NO	
1/8 x 1/2 x 6	3.18 x 12.70 x 152.39	991	1,830	10
1/8 x 1/2 x 8	3.18 x 12.70 x 203.20		1,720	10
1/8 x 3/4 x 6	3.18 x 19.05 x 152.40	1,320	2,050	10
1/8 x 1 x 6	3.18 x 25.40 x 152.40	1,880	2,940	10
3/16 x 3/8 x 8	4.76 x 9.53 x 203.20	*	1,790	10
3/16 x 1/2 x 8	4.76 x 12.70 x 203.20	*	1,870	10
3/16 x 3/4 x 4	4.76 x 19.05 x 101.60	*	1,720	10
3/16 x 1 x 6	4.76 x 25.40 x 152.40	2,060	3,600	10
1/4 x 3/8 x 8	6.35 x 9.53 x 203.20	1,160	2,280	10
1/4 x 1/2 x 4	6.35 x 12.70 x 101.60	793	1,240	10
1/4 x 1/2 x 6	6.35 x 12.70 x 152.40	1,210	1,910	10
1/4 x 1/2 x 8	6.35 x 12.70 x 203.20	*	2,350	10
1/4 x 5/8 x 6	6.35 x 15.88 x 152.40	1,450	2,340	10
1/4 x 3/4 x 6	6.35 x 19.05 x 152.40	1,720	2,690	10
1/4 x 1 x 6	6.35 x 25.40 x 152.40	2,090	3,280	10
3/8 x 1/2 x 2	9.53 x 12.70 x 50.80	651	*	10
3/8 x 1/2 x 4	9.53 x 12.70 x 101.60	1,190	1,870	10
3/8 x 1/2 x 6	9.53 x 12.70 x 152.40	1,790	2,910	10
3/8 x 1/2 x 8	9.53 x 12.70 x 203.2	*	3,930	10
3/8 x 1/2 x 10	9.53 x 12.70 x 254	*	5,900	10
3/8 x 5/8 x 4	9.53 x 15.88 x 101.60	1,320	2,070	10
3/8 x 5/8 x 6	9.53 x 15.88 x 152.40	2,070	3,230	10
3/8 x 5/8 x 8	9.53 x 15.88 x 203.2	*	4,620	10
3/8 x 3/4 x 6	9.53 x 19.05 x 152.40	2,380	3,720	10
3/8 x 3/4 x 8	9.53 x 19.05 x 203.20	*	5,200	10
3/8 x 7/8 x 6	9.53 x 22.23 x 152.40	*	6,400	10
3/8 x 1 x 6	9.53 x 25.40 x 152.40	4,080	6,400	10
1/2 x 5/8 x 6	12.70 x 15.88 x 152.40	2,550	4,520	1
1/2 x 3/4 x 4	12.70 x 19.05 x 101.60	1,880	*	1
1/2 x 3/4 x 6	12.70 x 19.05 x 152.40	2,820	5,000	1
1/2 x 3/4 x 8	12.70 x 19.05 x 203.20	3,760	*	1
1/2 x 1 x 6	12.70 x 25.40 x 152.40	3,700	5,800	1
5/8 x 3/4 x 6	15.88 x 19.05 x 152.40	3,840	6,550	1
3/4 x 1 x 6	19.05 x 25.40 x 152.40	5,400	10,400	1
3/4" X 1.1/4" X 8"	19.05 x 31.75 x 203.20	*	19,000	1

• Mark III- M35 (HSS with 5% Cobalt) (63-66 HRC), T42 (HSS with 10% Cobalt) (64-67 HRC)

## HSS FLAT (RECTANGULAR) TOOLBIT BLANKS (MM)

NOMINAL SIZE	GRADES		PKT. QTY.	NOMINAL SIZE	GRADES		PKT. QTY.
	MARK III	T42			MARK III	T42	
MM	PRICE (RS)/NO	PRICE (RS)/NO		MM	PRICE (RS)/NO	PRICE (RS)/NO	
3 x 6 x 50		467	10	8 X 20 X 200	*	5,250	10
3 x 10 x 150		1,790	10	10 X 16 X 75	*	1,800	10
3 x 12.7 x 150		2,330	10	10 X 16 X 90	*	2,450	10
3 x 20 x 100		1,320	10	10 x 16 x 150	*	3,230	10
3 x 20 x 150	*	2,050	10	10 x 20 x 150	*	3,720	10
3 x 20 x 200	*	3,020	10	10 x 25 x 50	*	1,430	10
3 x 25 x 150	1,880	2,930	10	10 x 25 x 150	*	6,400	10
4 X 12 X 200	*	1,780	10	12 x 20 x 150	2,820	5,000	1
4 X 20 X 200	*	2,740	10	12 x 25 x 150	*	5,800	1
4 X 25 X 150	*	3,690	10	14 x 10 x 100	*	2,070	1
5 x 25 x 150	2,060	3,280	10	16 x 20 x 50	1,600	*	10
5 X 8 X 100	750	*	10	16 x 20 x 60	1,910	*	10
5 X 8 X 125	*	1,760	10	16 x 20 x 150	*	6,550	1
5 X 8 X 150	*	2,280	10	16 x 25 x 150	*	8,450	1
6 x 10 x 200	*	2,280	10	20 x 25 x 150	5,400	*	1
6 x 12 x 100	793	*	10	25 X 10 X 60	*	1,970	10
6 x 12 x 150	1,210	*	10	25 x 25 x 12	*	1,066	10
6 x 16 x 150	1,450	*	10	25 X 25 X 16	*	1,320	10
6 x 20 x 150	1,720	*	10	30 X 30 X 16	*	2,810	10
6 x 25 x 150	2,090	3,280	10	30 X 20 X 300	*	32,900	1
8 X 13 X 150	2,500	*	10	30 X 25 X 175	*	19,100	1
8 X 13 X 200	*	4,730	10	35 x 10 x 60	*	3,070	10
8 X 20 X 125	1,990	*	10	40 x 40 x 16	*	3,480	10

• Mark III- M35 (HSS with 5% Cobalt) (63-66 HRC), T42 (HSS with 10% Cobalt) (64-67 HRC)

## HSS PARTING TOOLBITS

NOMINAL SIZE		GRADES			PKT. QTY.
		MARK II	T42	S500	
INCH	EQUIVALENT MM	PRICE (RS)/NO	PRICE (RS)/NO	PRICE (RS)/NO	
3/32 x 1/2 x 4	2.38 x 12.70 x 101.60	1,040	1,820		10
3/32 x 5/8 x 5	2.38 x 15.88 x 127.00	1,300	2,400		10
1/8 x 3/4 x 6	3.18 x 19.05 x 152.40	1,660	2,940	3,030	10
1/8 x 7/8 x 6	3.18 x 22.23 x 152.40	1,940	3,590		10
3/16 x 1 x 6	4.76 x 25.40 x 152.40	2,410	4,110	4,400	10

• Mark II - M2 (HSS with 0% Cobalt) (62-65 HRC), T42 (HSS with 10% Cobalt) (64-67 HRC)

• S500 - T42 with Cryogenic (Ultra Low) Heat Treatment (65-69 HRC)

[BACK TO CONTENT PAGE](#)

\* Please contact our team for prices

### HSS TOOLBIT BLANK ZEDD P

PRODUCT DESCRIPTION	PRICE (RS)/NO	PACKING QTY
TOOLBIT BLANK SQ 3/16"X4" H SS ZEDD P	238	10
TOOLBIT BLANK SQ 3/16"X6" H SS ZEDD P	367	10
TOOLBIT BLANK SQ 1/4"X3" ZEDD P	206	10
TOOLBIT BLANK SQ 1/4"X4" ZEDD P	241	10
TOOLBIT BLANK SQ 1/4"X6" ZEDD P	346	10
TOOLBIT BLANK SQ 5/16"X3" H SS ZEDD P	228	10
TOOLBIT BLANK SQ 5/16"X4" H SS ZEDD P	298	10
TOOLBIT BLANK SQ 5/16"X6" H SS ZEDD P	488	10
TOOLBIT BLANK SQ 3/8"X3" ZEDD P	284	10
TOOLBIT BLANK SQ 3/8"X4" ZEDD P	346	10
TOOLBIT BLANK SQ 3/8"X6" ZEDD P	540	10
TOOLBIT BLANK SQ 3/8"X8" ZEDD P	732	10
TOOLBIT BLANK SQ 1/2"X3" ZEDD P	430	10
TOOLBIT BLANK SQ 1/2"X4" ZEDD P	540	10
TOOLBIT BLANK SQ 1/2"X6" ZEDD P	824	10
TOOLBIT BLANK SQ 1/2"X8" ZEDD P	1,080	10
TOOLBIT BLANK SQ 5/8"X4" ZEDD P	858	10
TOOLBIT BLANK SQ 5/8"X6" ZEDD P	*	10
TOOLBIT BLANK SQ 3/4"X6" ZEDD P	1,730	10
TOOLBIT BLANK SQ 1"X6" ZEDD P	*	10
TOOLBIT BLANK SQ 1"X8" ZEDD P	3,950	10

#### FEATURE

- Superior Performance
- Improved Wear Resistance
- Extended Pointing Frequency
- Special Surface Treatment
- Excellent Performance on Critical Application

[BACK TO CONTENT PAGE](#)

\* Please contact our team for prices

## CUSTOMISED TOOLBIT

PRODUCT DESCRIPTION	PRICE (RS)/NO	PRODUCT DESCRIPTION	PRICE (RS)/NO
12 x 9 x 20 mm M2 TOL -0.03	197	Parting Blade 2.5 x 20 x 200 mm M42	2,700
4.5 x 3 x 20 mm M2 TOL -0.03	187	Parting Blade 2 x 20 x 200 mm M42	2,580
4 x 3 x 13 mm M2 TOL -0.03	99	Parting Blade 4.5 x 20 x 200 mm M42	4,730
6.5 x 5.5 x 20 mm M2 TOL -0.03	198	Parting Blade 1.5 x 12 x 125 mm T42	2,910
TB BLANK FL 6.38X3.21X20 MM M2 TOL -0.03	198	Parting Blade 1/4" x 1" x 6" S500	5,050
TOOLBIT BLANK SQ 5.1X60 MM WITH 0' BEVEL M2	261	TB BLANK RD 2X60 MM S400	580
TOOLBIT BLANK SQ 2.8X60 MM WITH 0' BEVEL	264	TOOLBIT RD 3X50 MM S400	634
TB BLANK SQ 8X100 MM M2 TOL +0.05	341	TOOLBIT BLANK RD 15X75 MM M42	2,410
TOOLBIT BLANK RD 6.5X90 MM S200	348	TOOLBIT BLANK RD 18X100 MM S400	2,660
TB BLANK SQ 10X100 MM M2 TOL +0.05	433	TOOLBIT BLANK RD 17X100 MM S400	3,490
TOOLBIT BLANK RD 8.5X95 MM S200	503	TOOLBIT BLANK RD 18X150 MM S400	3,940
TOOLBIT RD 4.5x100 mm S100	741	TOOLBIT BLANK RD 17X150 MM S400	5,350
TOOLBIT BLANK RD 10.5X105 MM S200	826	TOOLBIT BLANK RD 15X150 mm S500	5,400
TOOLBIT RD 2.5x100 mm S100	860	TB BLANK SQ 5.5X5.5X125 MM S400	708
TRIMMING BIT SQ 19.05X55 MM M2 - DRG ID	1,014	TB BLANK SQ 6X150 MM S500 +0.03/+0.10	1,680
TRIMMING BIT SQ 19.05X55 MM M2 - DRG OD	1,014	TB BLANK SQ 8X150 MM S500 +0.03/+0.10	2,320
TOOLBIT BLANK FL 25X25X12 MM T42	1,066	TOOLBIT BLANK SQ 7/16"X6" S400	3,020
T.B SQ 3/8"X8" HSS ZEDD TIN COATING	1,050	TB BLANK SQ 10X150 MM S500 +0.03/+0.10	3,260
TRIMMING BIT SQ 19.05X65 MM M2 - DRG ID	1,166	TOOLBIT SQ 12X150 MM S500 +0.03/+0.1 M	3,710
TB BLANK SQ 6.38/6.41 MM X 6" T42	1,663	TB BLANK SQ 1/2"X6" S500 +0.03/+0.10	4,050
TOOLBIT BLANK RD 12.7X200 MM S200	1,760	TB BLANK SQ 14X150 MM S500 TOL+0.03/+0.1	4,080
Parting tool 3.25 x 19 x 160 mm M35	1,912	TB BLANK SQ 16X150 MM S500 TOL+0.03 +0.1	6,200
Parting tool 3.25 x 19 x 170 mm M35	1,981	TB BLANK SQ 20X150 MM S500 TOL+0.03 +0.1	9,450
SP FL 3.5x25.8x160mm M2 (61-63 HRC)	2,173	TB BLANK SQ 22X150 MM S500 TOL+0.03 +0.1	14,800
SP FL 3.5x25.8x240mm M2 (61-63 HRC)	2,674	TOOLBIT BLANK SQ 22X150 MM S500	14,800
TOOLBIT BLANK SQ 1"X6" M2 WITH CRYO	2,955	TB BLANK SQ 1"X6" S500 +0.03/+0.10	14,900
TOOLBIT BLANK RD 10X250MM S400	3,944	TB SQ 25X150 mm S500 TOL +0.03 / +0.1	14,900
Pre-Sealing Punch for Flatening Machine	4,965	TOOLBIT BLANK SQ 1.1/8"X6" S500	19,200
Parting Blade 1.1 x 12 x 200 mm M42	3,050	TB BLANK SQ 32X150 MM S500 +0.03/+0.10	20,100
Parting Blade 1.5 x 12.7 x 200 mm M42	2,670	TOOLBIT BLANK SQ 1.1/2"X6" T42	32,400
Parting Blade 1.5 x 15 x 200 mm M42	3,030	TOOLBIT BLANK SQ 1.1/4"X6" T42	32,400
Parting Blade 1.5 x 20 x 170 mm M42	3,190	TOOLBIT BLANK SQ 1.1/2"X8" S500	41,300
Parting Blade 1.5 x 20 x 200 mm M42	3,030	TB BLANK SQ 36X150 MM S500 +0.03/+0.10	44,100
Parting Blade 1.9 x 20 x 200 mm M42	2,480		

[BACK TO CONTENT PAGE](#)

\* Please contact our team for prices

## PARALLEL SHANK REGULAR DRILLS

### INTRODUCTION

Most common twist drill for hand-held power tool or machine use. For machining low to medium strength carbon and alloy steel. Due to the bright finish also good for aluminium and copper alloys. Regular "jobber" length which is ideal for drilling up to 4xD, yet can be used drilling deeper when pecking is applied.



- HSS Jobber & Stub Drill
- 118° Point angle
- DC Range : 0.80 -20 mm
- IS : 5101-1991

### FEATURES & BENEFITS

- ▶ Parallel Shank Drills for General Purpose  
Available in Stub and Jobber Variant, Uncoated and TiN Coated
- ▶ Type N point geometry meant for wide range of material
- ▶ Specially design for smooth flow and faster evacuation of chips
- ▶ Bright finish till 14mm and above 14.1 with blue steam tempered body and flutes, bright finish margins and point relief
- ▶ Jobber Drill sets available in 1-13 mm, 1-10 mm, 1.5 -6.5 mm, 1/16-1/4, 1/16-3/8, 1/16-1/2", 1-6 (0.1 mm), 6-10 (0.1 mm)

[BACK TO CONTENT PAGE](#)

# HSS HIGH PERFORMANCE SUPER DRILLS

## INTRODUCTION

Miranda Super drills are for hand-held power tool or machine use meant for precision drilling. Great choice for machining stainless steel. Due to the 5% Cobalt content also good to be used for super alloys, high alloy steel and austenitic cast-iron. Self centering split point requires less torque and thrust and thus reduce axial force and increases tool life. This point helps break up chips in deep hole drilling and is an excellent choice when used on CNC equipment.



- HSS-E Jobber drill
- Bright finish
- 130° split point
- DC Range : 1.00 - 16 mm
- IS : 5101-1991

## FEATURES & BENEFITS

- ▶ 130° self-centering split point with special web thinning that reduces thrust
- ▶ High helix flute and reinforced web gives maximum rigidity
- ▶ Reduced contact area that results in less heat generation
- ▶ Improved cutting action and faster chip evacuation
- ▶ Higher productivity in tough machining materials

[BACK TO CONTENT PAGE](#)

## PARALLEL SHANK GOLD DRILLS

### INTRODUCTION

Twist drill for hand-held power tool or machine use. With yellow steam tempering for machining a broad range of materials from non-ferrous metals to medium strength cast steel. Regular "jobber" length which is ideal for drilling up to 4xD, yet can be used drilling deeper when pecking is applied. As per DIN 1897 (stub) & IS 5101/DIN 338 (jobber)



- HSS Jobber Drill
- DC Range : 1.00-20 mm
- HSS Stub Drill
- DC Range : 1.50-20 mm
- IS : 5101-1991

### FEATURES & BENEFITS

- ▶ Specially designed & treated for precision drilling in general application for longer life and heat resistance
- ▶ Premium-grade industrial steel & super hard performance coating for longer life, heat resistance & precision drilling
- ▶ Unique flute design for superior material removal
- ▶ Improves hole finish due to better lubrication properties.

[BACK TO CONTENT PAGE](#)

## HSS DRILLS

### HSS PARALLEL SHANK JOBBER SERIES (IS 5101 / DIN 338)

SIZES			PRICE RS./10 NOS.		
MM	INCH	DG	STD. JOBBER DRILLS	GOLD JOBBER DRILLS	SUPER JOBBER DRILLS
			M2	M2	M35
0.80			1,130	*	*
0.90			1,200	*	*
1.00		-	670	750	900
1.02		60	670	*	*
1.04		59	670	*	*
1.05			670	*	*
1.07		58	670	*	*
1.09		57	670	*	*
1.10		-	670	750	900
1.18		56	670	*	*
1.19	3/64	-	670	750	900
1.20		-	670	750	900
1.25			670	*	*
1.30		-	670	750	900
1.32		55	670	*	*
1.35			670	*	*
1.40		54	670	750	900
1.45			670	*	*
1.50		-	670	750	900
1.51		53	670	*	*
1.55			670	*	*
1.59	1/16	-	670	750	900
1.60		-	670	750	900
1.61		52	690	*	*
1.63			*	780	
1.65			690	*	*
1.70		51	690	780	950
1.75			690	*	*
1.78		50	690	*	*
1.80		-	690	780	950
		49	690		
1.85			690	*	*
1.90		-	690	780	950
1.93		48	690	780	*
1.95			690	780	*
1.98	5/64	-	690	780	950
1.99		47	690	*	*
2.00		-	690	780	950
2.06		46	690	*	*
2.08		45	690	780	*
2.10		-	690	780	950
2.18		44	690	*	*
2.20		-	690	780	950
2.26		43	690	*	*
2.30		-	690	780	950
2.35			690	*	*
2.37		42	690	*	*
2.38	3/32	-	690	780	950
2.40		-	690	780	950

SIZES			PRICE RS./10 NOS.		
MM	INCH	DG	STD. JOBBER DRILLS	GOLD JOBBER DRILLS	SUPER JOBBER DRILLS
			M2	M2	M35
2.44		41	690	780	*
		40	690	*	*
2.45			690	*	*
2.50		-	690	780	950
2.53		39	690	*	*
		38	690	*	*
2.55			690	*	950
2.60		-	690	780	950
2.64		37	690	*	*
2.65			690	*	*
2.70		-	690	780	950
2.71		36	690	*	*
2.75			690	*	*
2.78	7/64	-	690	780	950
2.79		35	690	*	*
2.80		-	730	780	970
2.82		34	730	*	*
2.87		33	730	*	970
2.90		-	730	800	970
2.93			*	*	970
2.95			730	*	*
		32	730	*	970
3.00		-	730	800	970
		31	850	940	*
3.05			*	*	1,140
3.10		-	850	940	1,140
	1/8	-	870	960	1,140
3.20		-	900	960	1,180
3.25			900	*	*
		30	900	960	*
3.30		-	900	960	1,180
3.40		-	900	960	1,180
3.45			900	960	1,180
		29	900	*	*
3.50		-	900	960	1,180
		28	900	*	*
	9/64		900	960	1,180
3.60		-	1,300	1,430	1,750
3.65			1,300	*	*
		27	1,300	*	*
3.70		-	1,300	1,430	1,750
		26	1,300	*	*
3.75			1,300	*	*
3.80			1,300	1,430	1,750
		25	1,300	*	*
3.86		24	1,300	*	*
3.90		-	1,300	1,430	1,750
3.91		23	1,300	*	*
3.95			1,300	*	*

[BACK TO CONTENT PAGE](#)

\* Please contact our team for prices

### HSS DRILLS HSS PARALLEL SHANK JOBBER SERIES (IS 5101 / DIN 338)

SIZES			PRICE RS./10 NOS.		
MM	INCH	DG	STD. JOBBER DRILLS	GOLD JOBBER DRILLS	SUPER JOBBER DRILLS
			M2	M2	M35
	5/32	-	1,300	1,430	1,750
		22	1,300	*	*
4.00		-	1,300	1,430	1,750
		21	1,550	1,730	*
4.05			1,550	*	*
		20	1,550	*	*
4.10		-	1,550	1,730	2,100
4.15			1,550	*	*
4.20		-	1,550	1,730	2,100
4.25			1,550	*	*
		19	1,550	*	*
4.30			1,550	1,730	2,100
		18	1,550	*	*
	11/64	-	1,550	1,730	2,100
		17	1,550	*	*
4.40		-	1,550	1,730	2,100
4.50			2,050	2,280	2,770
		15	2,050	*	*
4.60		-	2,050	2,280	2,770
		14	2,050	*	*
4.70		13	2,050	2,280	2,770
4.75			2,050	*	*
	3/16	-	2,050	2,280	2,770
4.80			2,050	2,280	2,770
4.85			2,260	*	*
4.90		-	2,260	2,500	3,050
		10	2,260	*	*
4.95			2,260	*	*
		9	2,260	*	*
5.00		-	2,260	2,500	3,050
		8	2,260	*	*
5.10		-	2,260	2,500	3,050
		7	2,260	*	*
	13/64	-	2,260	2,500	3,050
		6	2,260	*	*
5.20		-	2,260	2,500	3,050
5.22		5	2,420	*	*
5.30		-	2,420	2,700	3,300
5.31		4	2,420	*	*
5.40		-	2,420	2,700	3,300
5.41		3	2,420	*	*
5.45			*	*	3,300
5.50		-	2,420	2,700	3,300
	7/32	-	2,420	2,700	3,300
5.60		-	2,420	2,700	3,300
5.61		2	2,710	*	*
5.70		-	2,710	3,010	3,660
5.79		1	2,710	*	*
5.80		-	2,710	3,010	3,660
5.90		-	2,710	3,010	3,660

SIZES			PRICE RS./10 NOS.		
MM	INCH	DG	STD. JOBBER DRILLS	GOLD JOBBER DRILLS	SUPER JOBBER DRILLS
			M2	M2	M35
	15/64	-	2,710	3,010	3,660
6.00		-	2,710	3,010	3,660
6.04		B	2,960	*	*
6.10		-	2,960	3,300	4,020
6.15		C	2,960	3,300	*
6.20		-	2,960	3,300	4,020
		D	2,960	*	*
6.25			2,960	*	*
6.30		-	2,960	3,300	4,020
	1/4	E	2,960	3,300	4,020
6.40		-	2,960	3,300	4,020
6.50		-	3,780	4,200	5,130
6.60		-	3,780	4,200	5,130
6.63		G	3,780	*	*
6.70		-	3,780	4,200	5,130
6.75	17/64	H	3,780	4,200	5,130
6.80		-	3,780	4,200	5,130
6.90		-	4,140	4,600	5,600
6.95			4,140	*	*
7.00		J	4,140	4,600	5,600
7.10		-	4,140	4,600	5,600
	9/32	K	4,140	4,600	5,600
7.20		-	4,140	4,600	5,600
7.30		-	4,380	4,860	5,930
7.40		-	4,380	4,860	5,930
7.50		-	4,380	4,860	5,930
	19/64	-	4,750	5,270	6,410
7.60		-	4,750	5,270	6,410
7.70		-	4,750	5,270	6,410
7.80		-	4,750	5,270	6,410
7.90		-	5,190	5,760	7,030
	5/16	-	5,190	5,760	7,030
8.00		-	5,190	5,760	7,030
8.03		O	5,190	*	*
8.10		-	5,190	5,760	7,030
8.20		-	5,190	5,760	7,030
8.25			6,170	*	*
8.30		-	6,170	6,850	8,500
	21/64	-	6,170	6,850	8,500
8.40		-	6,170	6,850	8,500
8.50		-	6,170	6,850	8,500
8.60		-	6,170	6,850	8,500
8.70		-	6,170	6,850	8,500
	11/32	-	6,580	7,300	9,050
8.80		-	6,580	7,300	9,050
		S	6,290	*	*
8.90		-	6,580	7,300	9,050
9.00		-	6,580	7,300	9,050
9.10		-	6,800	7,540	9,270
	23/64	-	6,800	7,540	9,340

[BACK TO CONTENT PAGE](#)

\* Please contact our team for prices

## HSS DRILLS

### HSS PARALLEL SHANK JOBBER SERIES (IS 5101 / DIN 338)

SIZES			PRICE RS./10 NOS.		
MM	INCH	DG	STD. JOBBER DRILLS	GOLD JOBBER DRILLS	SUPER JOBBER DRILLS
			M2	M2	M35
9.20			6,800	7,540	9,340
9.30			6,800	7,540	9,340
9.34		U	6,800	*	*
9.40			6,800	7,540	9,340
9.50			6,800	7,540	9,340
	3/8		7,730	8,580	10,600
9.60			7,730	8,580	10,600
9.70			7,730	8,580	10,600
9.80			7,730	8,580	10,600
9.90			8,610	9,560	11,800
	25/64		8,610	9,560	11,800
10.00			8,610	9,560	11,800
10.10			8,610	9,560	11,800
10.20			8,610	9,560	11,800
		Y	*	10,200	*
10.30			9,370	10,400	12,800
	13/32		9,370	10,400	12,800
10.40			9,370	10,400	12,800
10.50			9,370	10,400	12,800
10.60			9,370	10,400	12,800
10.70			9,910	11,000	13,500
	27/64		9,910	11,000	13,500
10.80			9,910	11,000	13,500
10.90			9,910	11,000	13,500
11.00			9,910	11,000	13,500
11.10			11,100	12,300	15,100
	7/16		11,100	12,300	15,100
11.20			11,100	12,300	15,100
11.30			11,100	12,300	15,100
11.40			11,100	12,300	15,100
11.50			11,600	12,900	15,900
	29/64		11,600	12,900	15,900
11.60			11,600	12,900	15,900
11.70			11,600	12,900	15,900
11.80			11,600	12,900	15,900
11.90			12,500	13,800	17,000
	15/32		12,500	13,800	16,900
12.00			12,500	13,800	17,000
12.10			12,500	13,800	17,000
12.20			12,500	13,800	17,000
12.30			13,200	14,700	18,000
	31/64		13,200	14,700	18,000
12.40			13,200	14,700	18,000
12.50			13,200	14,700	18,000
12.60			13,200	14,700	18,000
12.70			13,900	15,500	19,000
	1/2		13,900	15,500	*
12.80			13,900	15,500	19,000
12.90			13,900	15,500	19,000
13.00			13,900	15,500	19,000

SIZES			PRICE RS./10 NOS.		
MM	INCH	DG	STD. JOBBER DRILLS	GOLD JOBBER DRILLS	SUPER JOBBER DRILLS
			M2	M2	M35
	33/64		17,300	18,500	23,500
13.10			17,300	18,500	23,500
13.20			17,300	18,500	22,800
13.30			17,300	18,500	22,800
13.40			17,300	18,500	22,800
	17/32		18,400	20,500	25,000
13.50			18,400	20,500	25,200
13.60			18,400	20,500	25,200
13.70			18,400	20,500	25,200
13.80			18,400	20,500	25,200
	35/64		20,000	22,200	27,200
13.90			20,000	22,200	27,200
14.00			20,000	22,200	27,300
14.10			19,900	*	*
14.20			19,900	*	*
14.25			19,900	22,200	27,200
	9/16		20,700	23,300	28,500
14.30			20,900	*	*
14.40			20,900	*	*
14.50			22,300	23,300	30,300
14.60			*	*	*
	37/64		22,300	25,100	30,700
14.70			22,300	*	*
14.75			22,500	25,100	30,700
14.80			22,500	*	*
15.00			22,500	25,100	30,700
	19/32		22,500	25,100	30,700
15.25			22,500	25,100	30,700
15.30			22,600	*	*
15.40			23,400	*	*
	39/64		23,400	*	*
15.50			24,200	26,800	33,200
15.60			24,200	*	*
15.75			24,200	26,800	33,200
15.80			24,200	*	*
	5/8		24,200	26,800	33,200
16.00			24,200	26,800	33,200
16.30			24,800	*	*
16.50			25,600	28,400	35,200
			*	*	*
17.00			25,600	28,400	35,200
	11/16		25,600	28,800	*
17.50			27,900	*	35,200
18.00			27,700	30,700	39,500
18.50			29,300	*	39,500
19.00			29,300	32,500	39,500
19.05	3/4		29,300	32,900	*
19.50			29,500	37,300	40,200
20.00			35,300	37,300	40,200

[BACK TO CONTENT PAGE](#)

\* Please contact our team for prices

## HSS PARALLEL SHANK STUB SERIES

### IS : 5100 - 1969

SIZES		PRICE (RS)/10 NOS	
MM	INCH	STD. STUB DRILLS	GOLD STUB DRILLS
1.50		670	770
	1/16	670	*
1.60		*	770
1.65		*	770
1.90		690	770
	5/64"	690	*
2.00		690	*
2.20		690	*
	3/32"	690	*
2.50		690	*
2.60		690	*
	7/64"	690	770
2.80		690	*
2.90		*	840
3.00		690	*
3.10		690	*
	1/8"	830	910
3.20		870	*
3.30		870	*
3.40		870	*
3.50		870	*
	9/64"	870	960
3.70		1,230	*
3.80		1,230	*
	5/32"	1,230	1,380
4.00		1,230	1,380
4.20		1,390	*
	11/64"	1,400	*
4.40		1,770	*
4.50		1,830	*
4.70		1,830	*
	3/16"	1,830	1,970
4.80		1,830	*
4.90		1,970	*
5.00		1,970	2,190
5.10		1,970	*
	13/64"	1,970	2,190
5.20		1,970	*
5.30		2,040	*
5.40		2,040	*
5.50		2,120	*
	7/32"	2,120	*
5.90		2,320	*
	15/64"	2,330	*
6.00		2,410	2,670
6.10		*	2,860
6.20		2,590	2,860
6.30		2,590	*
	1/4"	2,680	2,980
6.40		2,680	*
6.50		3,310	*
	17/64"	3,310	3,670
6.80		3,310	*
7.00		3,630	*

SIZES		PRICE (RS)/10 NOS	
MM	INCH	STD. STUB DRILLS	GOLD STUB DRILLS
7.10		3,630	*
	9/32"	3,630	4,030
7.40		3,630	*
7.50		3,630	4,180
	19/64"	3,990	*
7.60		3,990	*
7.70		3,990	*
7.80		3,990	*
	5/16"	4,550	5,060
8.00		4,550	5,060
8.10		5,610	*
	21/64"	5,610	*
8.50		5,610	*
8.60		5,850	*
	11/32"	5,850	*
8.80		5,850	6,510
9.00		5,850	*
9.10		5,940	*
	23/64"	5,940	*
9.50		6,170	*
	3/8"	6,450	7,150
9.80		6,450	*
9.90		7,590	*
	25/64"	7,900	*
10.00		7,900	8,420
10.10		8,490	*
10.20		8,490	*
	13/32"	8,490	9,860
10.50		8,490	*
	27/64"	9,200	*
10.80		9,550	*
11.00		9,550	*
	7/16"	10,600	11,100
11.50		10,600	*
	29/64"	10,600	*
11.80		10,600	*
	15/32"	10,800	*
12.00		11,300	*
12.10		11,300	*
12.20		11,300	*
12.50		11,800	*
12.70		12,000	14,000
	1/2"	12,500	14,000
13.00		12,500	15,200
	17/32"	14,700	*
13.50		15,600	*
	35/64"	15,600	*
14.00		17,000	*
14.20		18,400	*
	9/16"	18,890	21,100
14.80		20,700	*
	5/8"	21,130	*
18.00		23,510	25,700
20.00		34,100	36,201

[BACK TO CONTENT PAGE](#)

\* Please contact our team for prices

**HSS INTERMEDIATE LENGTH DRILL, TYPE N, 130° PA - BRIGHT FINISH**

DESCRIPTION	PRICE (RS)/10 NOS
1/8"	920
3.20 mm	970
3.5 mm	970
9/64"	970
4.20 mm	1,680
5.00 mm	2,440
13/64"	2,440
5.80 mm	2,950

DESCRIPTION	PRICE (RS)/10 NOS
6.20 mm	3,220
6.50 mm	4,280
6.80 mm	4,280
8.50 mm	6,820
10.00 mm	9,520
10.50 mm	10,400
10.50 mm	9,420

**HSS JOBBER DRILL - STEAM TEMPERED**

DESCRIPTION	PRICE (RS)/10 NOS
3.50 mm	910
4.20 mm	1,740
4.50 mm	2,170

DESCRIPTION	PRICE (RS)/10 NOS
5.20 mm	2,170
7.00 mm	4,980
8.00 mm	6,520



[BACK TO CONTENT PAGE](#)

\* Please contact our team for prices



**HSS JOBBER DRILL SET  
IS:5101 - 1991**

DRILL SET (MM)	REGULAR	GOLD	SUPER	TIN COATED
1.50 TO 6.50 MM (13 Pcs.)	2,350	2,600	*	2,810
1.00 TO 10.00 MM (19 Pcs.)	6,550	*	*	7,850
1.00 TO 13.00 MM (25 Pcs.)	13,800	15,400	20,000	16,600
1.00 - 6.00 51 PCS	10,220	10,700	*	13,300
6.0 - 10.0 x 0.1 mm	*	*	*	27,200

DRILL SET (INCH)	REGULAR	GOLD	SUPER	TIN COATED
1/16 TO 1/4 INCH (13 Pcs.)	2,350	2,600	*	2,810
1/16 TO 3/8 INCH (21 Pcs.)	6,950	7,750	*	8,350
1/16 TO 1/2 INCH (1/32")				*
1/16 TO 1/2 INCH (29 Pcs.)	15,400	*	*	18,400

[BACK TO CONTENT PAGE](#)

\* Please contact our team for prices



### HSS JOBBER DRILLS TIN COATED HSS PARALLEL SHANK JOBBER SERIES, TYPE N 118° (IS 5101 / DIN 338)

SIZE	PRICE (RS)/NO	PACKET QTY	SIZE	PRICE (RS)/NO	PACKET QTY	SIZE	PRICE (RS)/NO	PACKET QTY
1.10 mm	99	10	3.90 mm	205	10	8.40 mm	847	10
1.20 mm	99	10	4.00 mm	212	10	8.50 mm	847	10
1.30 mm	99	10	4.10 mm	252	10	8.80 mm	1,015	10
1.40 mm	99	10	4.20 mm	252	10	9.00 mm	1,120	10
1.60 mm	99	10	4.30 mm	252	10	9.10 mm	1,120	10
1.70 mm	103	10	4.40 mm	252	10	9.20 mm	1,194	10
1.80 mm	103	10	4.60 mm	299	10	9.25 mm	1,194	10
1.90 mm	103	10	4.70 mm	299	10	9.30 mm	1,194	10
2.00 mm	108	10	4.80 mm	299	10	9.50 mm	1,194	10
2.10 mm	118	10	4.90 mm	332	10	9.60 mm	1,194	10
2.20 mm	118	10	5.00 mm	332	10	10.0 mm	1,270	10
2.30 mm	118	10	5.10 mm	332	10	10.20 mm	1,270	10
2.40 mm	118	10	5.20 mm	332	10	10.50 mm	1,350	10
2.50 mm	118	10	5.30 mm	351	10	11.00 mm	1,400	10
2.60 mm	118	10	5.40 mm	351	10	11.30 mm	1,630	10
2.70 mm	118	10	5.50 mm	351	10	11.50 mm	1,630	10
2.90 mm	120	10	5.60 mm	378	10	12.00 mm	1,710	10
3.00 mm	120	10	5.70 mm	378	10	12.30 mm	2,209	10
3.10 mm	164	10	5.80 mm	378	10	12.40 mm	2,228	10
3.20 mm	164	10	5.90 mm	378	10	12.50 mm	2,228	10
3.30 mm	171	10	6.00 mm	567	10	13.00 mm	2,228	10
3.40 mm	171	10	6.80 mm	567	10	13.20 mm	2,834	1
3.50 mm	171	10	7.10 mm	735	10	13.80 mm	2,834	1
3.60 mm	205	10	8.00 mm	735	10	WG08	319	10
3.70 mm	205	10	8.10 mm	735	10			
3.80 mm	205	10	8.20 mm	744	10			

### HSS-E JOBBER DRILLS TIN COATED, DIN 338

SIZE	PRICE (RS)/NO	PACKET QTY	SIZE	PRICE (RS)/NO	PACKET QTY	SIZE	PRICE (RS)/NO	PACKET QTY
3.00 mm	158	10	6.80 mm	765	10	11.00 mm	1,870	5
3.30 mm	230	10	8.00 mm	1,100	10	12.00 mm	2,310	5
4.00 mm	287	10	8.50 mm	1,100	10	12.50 mm	2,310	5
4.20 mm	340	10	9.50 mm	1,530	10	13.00 mm	2,310	5
5.00 mm	449	10	10.00 mm	1,690	10			
6.00 mm	765	10	10.50 mm	1,790	5			

[BACK TO CONTENT PAGE](#)

\* Please contact our team for prices

## HSS PARALLEL SHANK-LONG SERIES, DIN 340

SIZE		PRICE (RS)/NO	SIZE		PRICE (RS)/NO	SIZE		PRICE (RS)/NO
MM	INCH		MM	INCH		MM	INCH	
1.00		373	5.20		608	9.30		1,750
1.10		373	5.30		713	9.40		1,750
1.20		373	5.40		713	9.50		1,750
1.30		373	5.50		713	9.52	3/8	1,750
1.40		373		7/32	713	9.60		1,750
1.50		373	5.60		771	9.70		1,800
1.60		373	5.70		771	9.80		1,800
1.70		373	5.80		771	9.90		1,800
1.80		373	5.90		771		25/64	1,800
1.90		373		15/64	771	10.00		1,950
2.00		373	6.00		771	10.10		1,950
2.10		373	6.10		875	10.20		2,040
2.20		373	6.20		875	10.30		2,040
2.30		479	6.30		875		13/32	2,040
	3/32	*		1/4	875	10.40		2,040
2.40		479	6.40		1,120	10.50		2,100
2.50		479	6.50		1,120	10.60		2,290
2.60		479	6.60		1,360	10.70		2,290
2.70		479	6.70		1,360		27/64	2,290
	7/64	479		17/64	1,360	10.80		2,290
2.80		479	6.80		1,360	10.90		2,290
2.90		479	6.90		1,360	11.00		2,380
3.00		485	7.00		1,360	11.10		2,380
3.10		485	7.10		1,360		7/16	2,380
	1/8	485		9/32"	1,360	11.20		2,380
3.20		485	7.20		1,360	11.50		2,380
3.30		485	7.30		1,360	11.70		2,380
3.40		485	7.40		1,360	11.80		2,380
3.50		485	7.50		1,360	11.90		2,380
	9/64	485		19/64"	1,360	12.00		2,480
3.60		525	7.70		1,360	12.10		2,480
3.70		525	7.80		1,360	12.20		2,480
3.80		525	7.90		1,400	12.40		2,480
3.90		525	7.94	5/16	1,400	12.50		3,000
	5/32	525	8.00		1,400		1/2	3,340
4.00		525	8.10		1,400	12.70		3,340
4.10		525	8.20		1,400	12.80		3,340
4.20		525	8.30		1,400	13.00		3,340
4.30		525		21/64	1,400	13.50		3,340
	11/64	525	8.40		1,400	14.00		3,340
4.40		525	8.50		1,400		9/16	*
4.50		525	8.60		1,540	14.50		3,440
4.60		525	8.70		1,540	14.80		3,440
4.70		525		11/32	1,540	15.00		3,440
	3/16	525	8.80		1,550	15.50		*
4.80		525	8.90		1,550		5/8	*
4.90		608	9.00		1,550	16.00		3,510
5.00		608	9.10		1,750	18.00		3,910
5.10		608		23/64	1,750			
	13/64	608	9.20		1,750			

Note : Minimum order value required is Rs.20,000/- net.

[BACK TO CONTENT PAGE](#)

\* Please contact our team for prices

## HSS PARALLEL SHANK-EXTRA LONG SERIES, BS 328

SIZES		PRICE (RS)/NO					
		OAL MM 160	OAL MM 175	OAL MM 200	OAL MM 250	OAL MM 315	OAL MM 400
MM	INCH	FL MM 100	FL MM 120	FL MM 150	FL MM 200	FL MM 250	FL MM 350
3.00		1,440	1,940	2,410	*		
	1/8	1,440	1,940	*	*		
3.20		1,460	*	*	*		
3.50		1,460	1,950	*	*		
3.80		1,460	1,950	2,490	*		
4.00		1,460	1,950	2,950	3,880	*	
4.20		1,460	1,950	*	*	*	
4.50		1,460	2,000	2,960	4,160	*	
	3/16	1,460	2,000	*	4,260	*	
4.80		*	2,000	*	*	*	
5.00		1,460	2,040	3,020	4,260	5,350	
5.10		1,580	2,080	*	*	*	
5.20		1,630	2,080	3,220	4,260	*	
5.50		1,690	2,160	3,220	*	5,600	
	7/32	*	*	*	4,260	*	
5.80		*	2,160	3,270	4,210	*	
6.00		1,690	2,200	3,310	4,380	6,500	
6.20			*	3,850	*	*	
	1/4		2,660	*	4,960	*	
6.50			2,660	3,850	4,960	6,500	
6.70			*	4,020	*	*	
	17/64		*	*	5,000	*	
6.80			2,950	4,240	5,000	*	
7.00			2,950	4,240	5,000	7,300	
7.50			2,950	4,420	5,100	7,300	
7.80			3,030	4,510	5,200	*	
	5/16		*	*	5,550	*	
8.00			3,090	4,690	5,550	7,500	
	21/64		3,120	*	5,550	*	
8.50			3,230	4,770	5,550	7,500	
	11/32		*	*	5,550	*	
9.00			3,240	4,770	5,550	8,000	
9.50			3,330	4,780	6,350	8,000	
	3/8		3,330	*	*	*	
9.70			*	4,780	*	*	
9.80			3,530	4,780	6,400	*	
10.00			3,530	4,880	6,500	8,300	
10.20			3,530	4,880	6,800	*	
10.30			3,540	*	*	*	
10.50			3,680	5,050	6,800	8,550	
10.70			3,900	*	*	*	
	27/64		*	*	7,050	*	
11.00			3,900	5,100	7,050	9,000	
11.10			4,100	*	*	*	
11.30			4,100	*	*	*	
11.50			4,100	5,350	7,100	9,350	
	29/64		*	*	9,250	*	
11.70			*	5,400	*	*	
11.80			*	5,400	9,250	*	
	15/32		*	*	9,250	*	
12.00			*	*	9,250	10,200	
12.50			5,700	6,240	9,250	10,200	
	1/2		*	6,240	9,250	*	
12.80			*	*	9,250	*	
13.00			*	6,500	9,250	*	
14.00			*	6,500	9,250	*	

[BACK TO CONTENT PAGE](#)

\* Please contact our team for prices

HSS-E EXTRA LENGTH DRILL, TYPE N 118° - BRIGHT FINISH, BS 328

SIZES		PRICE (RS)/NO					
		OAL MM 160	OAL MM 200	OAL MM 250	OAL MM 315	OAL MM 400	
MM	INCH	OAL MM 100	OAL MM 150	OAL MM 200	OAL MM 250	OAL MM 350	
3.00		1,630	*	*	*		
	1/8	*	*	*	*		
3.20		*	*	*	*		
3.50		*	*	*	*		
3.80		*	*	*	*		
4.00		1,630	2,260	3,410	*	*	
4.20		*	*	*	*	*	
4.50		*	*	*	*	*	
	3/16	*	*	*	*	*	
4.80		*	*	*	*	*	
5.00		1,680	2,350	*	*	*	
5.10		*	*	*	*	*	
5.20		*	*	*	*	*	
5.50		*	*	*	*	*	
	7/32	*	*	*	*	*	
5.80		*	*	*	*	*	
6.00		1,770	2,540	3,830	*	*	
6.20		*	*	*	*	*	
	1/4	*	*	*	*	*	
6.50		*	3,080	4,440	*	*	
6.70		*	*	*	*	*	
	17/64	*	*	*	*	*	
6.80		*	3,230	4,830	*	*	
7.00		*	3,230	4,830	5,800	*	
7.50		*	*	*	*	*	
7.80		*	*	*	*	*	
	5/16	*	*	*	*	*	
8.00		*	3,600	5,400	6,400	*	
	21/64	*	*	*	*	*	
8.50		*	3,730	5,500	6,400	*	
	11/32	*	*	*	*	*	
9.00		*	3,740	*	*	*	
9.50		*	*	*	*	*	
	3/8		*	*	*	*	
9.70			*	*	*	*	
9.80			*	*	*	*	
10.00			3,910	6,600	*	*	
10.20			*	*	*	*	
10.30			*	*	*	*	
10.50			*	*	7,850	*	
10.70			*	*	*	*	
	27/64		*	*	*	*	
11.00			4,340	*	*	*	
11.10			*	*	*	*	
11.30			*	*	*	*	
11.50			*	*	*	*	
	29/64		*	*	*	*	
11.70			*	*	*	*	
11.80			*	*	*	*	
	15/32		*	*	*	*	
12.00			*	*	*	*	
12.50			*	*	*	*	
	1/2			*	*	*	
12.80				*	*	*	
13.00				*	*	*	
14.00				*	*	*	

[BACK TO CONTENT PAGE](#)

\* Please contact our team for prices and delivery

# HSS CENTRE DRILL

## INTRODUCTION

HSS CENTRE DRILL also known as spot drill with 120° point angle and 60° straight conical form. It is designed to create a conical hole, known as center hole or centering hole at the starting point of a workpiece. This center drill serves as a guide for accurately positioning and aligning subsequent drilling or machining applications.



- HSS Centre drill
- Bright finish
- DC Range: 1.0-8 mm
- Available in Type A, B, R & BS
- IS 6708/6709/6710-1977, BS 328 (part 2)

## FEATURES & BENEFITS

- ▶ Accurate centering
- ▶ Improved concentricity
- ▶ Reduced drill wander

[BACK TO CONTENT PAGE](#)

## HSS CENTER DRILLS

TYPE 'A', DIN 333			TYPE 'R', DIN 333			TYPE 'B', DIN 333			TYPE 'BS', BS-328			
PILOT DIA MM	BODY DIA MM	PRICE (RS)/NO	PILOT DIA MM	BODY DIA MM	PRICE (RS)/NO	PILOT DIA MM	BODY DIA MM	PRICE (RS)/NO	SIZE BS NO	PILOT DIA INCH	BODY DIA INCH	PRICE (RS)/NO
0.80	3.15	317	0.80	3.15	*							
1.00	3.15	320	1.00	3.15	*	1.00	4.00	525	BS-1	3/64"	1/8"	320
1.25	3.15	320	1.25	3.15	320	1.25	5.00	567	BS-2	1/16"	3/16"	320
1.60	4.00	320	1.60	4.00	320	1.60	6.30	661	BS-3	3/32"	1/4"	367
2.00	5.00	320	2.00	5.00	320	2.00	8.00	931	BS-4	1/8"	5/16"	572
2.50	6.30	367	2.50	6.30	367	2.50	10.00	1,190	BS-5	3/16"	7/16"	755
3.15	8.00	572	3.15	8.00	572	3.15	11.20	1,590	BS-6	1/4"	5/8"	1,420
4.00	10.00	707	4.00	10.00	707	4.00	14.00	2,130	BS-7	5/16"	3/4"	2,190
5.00	12.50	1,200	5.00	12.50	*	5.00	18.00	3,030				
6.30	16.00	1,420	6.30	16.00	*	6.30	20.00	3,340				
8.00	20.00	#N/A	8.00	20.00	*	8.00	25.00	4,630				

## HSS-E CENTRE DRILL, BRIGHT FINISH, BS 328

SIZE BS NO	PILOT DIA INCH	BODY DIA INCH	PRICE (RS)/NO
BS-1	3/64"	1/8"	369
BS-2	1/16"	3/16"	369
BS-3	3/32"	1/4"	422
BS-4	1/8"	5/16"	658
BS-5	3/16"	7/16"	1,110
BS-6	1/4"	5/8"	1,630

# HSS TAPER SHANK DRILLS

## INTRODUCTION

Versatile drill with larger diameters - up to 76 mm (3 inches). Tapered shank provides a better grip for holding it in the machine and full proof clamping to avoid spinning. Conventional 118° point provides strength and makes it easy to regrind. The robust design provides increased performance when used on conventional machines. Steam tempered body and flutes finish, bright finish margins, and point relief retains cutting fluid and prevents chip to tool welding. Suitable for drilling many materials.



- Available in HSS & HSSE
- DC Range: 3.00 - 3"
- DIN 345, IS 5103-1969

## FEATURES & BENEFITS

- ▶ Taper Shank Drill, Type N 118° - Blue Tempered flute with Bright Finish Point and Shank
- ▶ DC Range: 31.90 - 3" are with Web Thinning
- ▶ HSSE improves tool life thus better productivity and higher performance.

[BACK TO CONTENT PAGE](#)

**HSS & HSS-E TAPER SHANK DRILLS**  
**IS : 5103 - 1969, DIN 345**

SIZE		PRICE (RS)/NO	
MM	INCH	REGULAR (M2)	SUPER (M35)
3.00		549	662
	1/8	549	*
3.20		549	662
3.50		549	662
3.80		*	662
	5/32	549	*
4.00		549	744
4.20		740	876
	11/64	740	*
4.50		740	876
	3/16	740	*
4.80		740	876
5.00		761	876
	13/64	761	*
5.20		761	876
5.50		761	876
	7/32	761	*
5.80		761	876
6.00		844	1,000
6.20		844	1,000
	1/4	844	*
6.50		844	1,000
6.60		856	*
6.70		856	*
6.75		856	*
	17/64	856	*
6.80		856	1,000
7.00		912	1,140
	9/32	912	*
7.10		912	*
7.20		912	1,140
7.50		912	1,140
7.80		912	1,140
	5/16	991	*
8.00		991	1,140
8.20		1,100	*
	21/64	1,100	*
8.50		1,100	1,490

SIZE		PRICE (RS)/NO	
MM	INCH	REGULAR (M2)	SUPER (M35)
8.60		1,210	*
8.70		1,210	*
	11/32	1,210	*
8.80		1,330	1,530
9.00		1,330	1,640
9.20		1,330	1,640
9.50		1,330	1,640
	3/8	1,330	*
9.60		1,330	*
9.80		1,420	1,640
	25/64	1,420	*
10.00		1,440	1,740
10.20		1,440	1,740
	13/32	1,440	*
10.25		1,440	*
10.30		1,440	*
10.40		1,750	*
10.50		1,750	2,310
10.70		1,780	*
	27/64	1,780	*
10.80		1,780	2,310
11.00		1,780	2,410
	7/16	1,780	*
11.20		1,830	2,410
11.25		1,830	*
11.50		1,830	2,480
11.70		1,830	*
11.80		1,830	2,480
	15/32	1,830	*
12.00		1,860	2,520
12.20		1,860	2,520
12.25		1,860	*
	31/64	1,860	*
12.50		1,860	2,520
12.60		1,860	*
12.70		1,860	2,520
	1/2	1,860	*
12.80		2,580	3,490

SIZE		PRICE (RS)/NO	
MM	INCH	REGULAR (M2)	SUPER (M35)
13.00		2,580	3,490
13.10		2,670	*
13.20		2,670	3,490
13.25		2,670	*
	17/32	2,670	*
13.40		2,670	*
13.50		2,670	3,910
13.60		2,670	*
13.70		2,670	*
13.75		2,670	*
13.80		2,670	3,910
	35/64	2,890	*
14.00		2,890	3,910
14.10		2,890	*
14.20		2,890	*
14.25		2,890	4,190
	9/16	2,890	4,190
14.30		2,890	*
14.40		2,890	*
14.50		2,890	4,370
	37/64	2,890	*
14.75		2,890	4,370
14.80		2,890	*
15.00		3,310	4,370
	19/32	3,310	*
15.10		3,310	*
15.20		3,310	*
15.25		3,310	4,440
15.30		3,310	*
	39/64	3,310	*
15.50		3,310	4,450
15.60		3,310	*
15.75		3,310	4,450
15.80		3,310	*
	5/8	3,310	4,450
16.00		3,350	4,540
16.20		3,350	*
16.25		3,350	4,540

[BACK TO CONTENT PAGE](#)

\* Please contact our team for prices

## HSS & HSS-E TAPER SHANK DRILLS

### IS : 5103 - 1969, DIN 345

SIZE		PRICE (RS)/NO		SIZE		PRICE (RS)/NO		SIZE		PRICE (RS)/NO	
MM	INCH	REGULAR (M2)	SUPER (M35)	MM	INCH	REGULAR (M2)	SUPER (M35)	MM	INCH	REGULAR (M2)	SUPER (M35)
	41/64	3,350	*	21.25		4,920	6,650	27.25		9,450	12,800
16.30		3,350	*		27/32	4,920	*	27.50		9,450	12,800
16.50		3,350	4,540	21.50		5,050	6,850	27.75		9,450	*
	21/32	3,350	*	21.75		5,050	6,850		1.3/32"	10,400	*
16.75		3,350	4,540		55/64	5,050	*	28.00		10,400	14,100
16.80		3,350	*	22.00		5,150	7,000	28.20		10,400	*
17.00		3,580	4,860		7/8	5,150	7,000	28.25		10,400	14,100
	43/64	3,580	*	22.25		5,600	7,600	28.50		10,400	14,100
17.20		3,580	*	22.50		5,600	7,600		1.1/8	10,400	*
17.25		3,580	4,920		57/64	5,600	*	28.75		10,700	14,500
	11/16	3,580	*	22.75		5,750	7,750	29.00		10,800	14,700
17.50		3,580	4,920	23.00		5,750	7,750	29.25		10,800	14,700
17.75		3,580	4,920		29/32	5,750	*	29.50		10,900	14,700
17.80		3,990	*	23.25		6,000	8,150	29.75		10,900	*
	45/64	3,990	*	23.50		6,850	9,250	30.00		11,100	15,100
18.00		3,990	5,400	23.75		6,850	9,250		1.3/16"	11,734	*
18.25		3,990	5,400		15/16	6,850	*	30.25		12,600	17,100
	23/32	3,990	*	24.00		7,000	9,500	30.50		12,600	17,100
18.50		3,990	5,400		61/64"	7,150	*	30.75		12,800	17,400
	47/64	4,020	*	24.25		7,150	9,650	31.00		14,300	19,300
18.75		4,020	5,400	24.50		7,150	9,650	31.25		14,900	*
19.00		4,020	5,450		31/32"	7,150	*	31.50		14,900	20,200
	3/4	4,020	5,450	24.75		7,500	*	31.75		14,900	20,200
19.20		4,220	*	25.00		7,500	10,100		1.1/4	14,900	*
19.25		4,220	5,450		63/64	7,500	*	31.90		16,300	*
	49/64	4,220	*	25.25		7,600	*	32.00		16,300	22,100
19.50		4,220	5,700	25.40		7,600	*		1-17/64"	16,300	*
19.75		4,220	5,700		1"	7,600	*	32.25		16,300	*
	25/32	4,220	*	25.50		8,250	11,100	32.50		16,300	22,100
20.00		4,540	6,150	25.75		8,250	11,100	32.75		16,800	*
	51/64	4,590	6,200	25.80		8,300	*	33.00		16,800	22,700
20.25		4,590	*	26.00		8,300	11,200	33.25		16,800	*
20.50		4,590	6,200	26.25		8,900	12,100		1.5/16"	16,800	*
	13/16	4,590	*	26.40		9,150	*	33.50		17,300	23,500
20.70		4,790	*	26.50		9,150	12,400	33.75		17,700	*
20.75		4,790	6,500	26.75		9,350	*	34.00		17,700	23,900
20.90		4,790	*		1.1/16"	9,350	*	34.50		19,300	*
21.00		4,790	6,500	27.00		9,400	12,800		1.3/8	19,500	*

[BACK TO CONTENT PAGE](#)

\* Please contact our team for prices

**HSS & HSS-E TAPER SHANK DRILLS**  
**IS : 5103 - 1969, DIN 345**

SIZE		PRICE (RS)/NO	
MM	INCH	REGULAR (M2)	SUPER (M35)
35.00		19,500	26,400
	1-25/64"	19,500	*
35.50		20,700	*
	1.13/32"	20,700	*
36.00		21,000	28,400
	1.27/64"	21,400	*
36.50		21,400	*
	1.7/16"	21,400	*
37.00		21,900	29,700
37.50		23,400	*
	1-31/64"	23,400	*
38.00		23,700	32,100
	1.1/2	23,700	*
	1.33/64	24,400	*
38.50		24,400	*
	1-17/32"	24,400	*
39.00		25,900	35,100
39.50		25,900	*
	1.9/16	25,900	*
40.00		26,600	36,000
	1.37/64"	26,600	*
	1-19/32"	28,100	*
40.50		28,100	*
41.00		28,100	*
	1.5/8	28,100	*
41.50		29,200	*
42.00		29,200	39,500
	1.43/64"	29,200	*
42.50		29,900	*
43.00		31,000	42,000
43.50		31,000	*
44.00		32,100	43,500
	1.47/64"	32,100	*
	1.3/4	32,100	*
44.50		32,100	*
45.00		32,900	44,500
	1.25/32"	32,900	*

SIZE		PRICE (RS)/NO	
MM	INCH	REGULAR (M2)	SUPER (M35)
45.50		34,400	*
	1.51/64"	34,400	*
46.00		34,400	*
46.50		36,100	*
47.00		36,100	*
47.50		36,800	*
	1.7/8	36,800	*
48.00		40,200	*
48.50		40,500	*
49.00		40,500	*
49.50		40,900	*
50.00		40,900	55,400
50.50		43,100	*
	2"	43,100	*
51.00		58,500	79,300
51.50		58,500	*
52.00		58,500	*
	2-1/32"	58,500	*
52.50		76,100	*
53.00		76,100	*
53.50		76,100	*
	2.1/8	76,100	*
54.00		76,100	103,144
54.50		80,000	*
	2-5/32"	80,000	*
55.00		80,000	*
55.50		80,000	*
	2.3/16"	80,000	*
56.00		83,300	*
56.50		83,300	*
57.00		83,300	*
	2-7/32"	83,300	*
	2.1/4"	83,300	*
57.50		90,900	*
58.00		90,900	*
58.50		90,900	*
	2.5/16"	90,900	*

SIZE		PRICE (RS)/NO	
MM	INCH	REGULAR (M2)	SUPER (M35)
59.00		92,700	*
59.50		92,700	*
60.00		92,700	*
	2.3/8"	92,700	*
60.50		98,500	*
61.00		98,500	*
61.50		98,500	*
62.00		98,500	*
62.50		98,500	*
	2-7/16"	98,500	*
63.00		1,00,200	*
63.50		1,00,200	*
	2.1/2	1,00,200	*
64.00		1,10,700	*
65.00		1,10,700	149,994
	2.9/16	1,10,700	*
66.00		1,11,500	*
	2.5/8	1,11,500	*
67.00		1,14,200	*
68.00		1,22,400	*
	2-11/16"	1,32,700	*
69.00		1,32,700	*
	2.3/4	1,32,700	*
70.00		1,32,700	*
71.00		1,43,200	*
	2-13/16"	1,43,200	*
71.50		1,43,200	*
72.00		1,46,000	*
73.00		1,46,000	*
	2.7/8	1,46,000	*
74.00		1,55,400	*
	2.15/16"	1,55,400	*
75.00		1,57,400	*
76.00		1,57,400	*
	3"	1,57,400	*

[BACK TO CONTENT PAGE](#)

\* Please contact our team for prices

### HSS TAPER SHANK DRILLS - LONG SERIES

IS : 8305 - 1976 (TYPE N), DIN 341

SIZE	OAL	PRICE (RS)/NO	SIZE	OAL	PRICE (RS)/NO	SIZE	OAL	PRICE (RS)/NO
MM	MM		MM	MM		MM	MM	
5.00	155	*	13.50	223	5,300	24.50	327	*
5.16	155	*	14.00	223	5,500	25.00	327	#N/A
5.56	161	*	14.29	245	*	25.40	327	*
6.00	161	*	14.50	245	*	25.50	335	*
6.35	167	*	15.00	245	6,900	26.00	335	17,000
6.50	167	*	15.50	251	*	26.50	335	*
6.80	174	2,520	15.87	251	*	27.00	343	*
7.00	174	*	16.00	251	7,369	27.50	343	*
7.50	174	*	16.50	257	7,500	28.00	343	*
7.80	181	2,750	17.00	257	15,736	28.50	351	*
7.94	181	*	18.50	269	*	29.00	351	*
8.00	181	#N/A	19.00	269	*	29.50	351	*
8.50	181	*	19.05	275	*	30.00	351	*
9.00	188	*	19.50	275	8,850	30.50	360	*
9.50	188	*	20.00	275	9,000	31.00	360	*
9.52	197	*	20.50	282	*	31.50	360	*
9.80	197	3,540	21.00	282	9,300	32.00	397	*
10.00	197	3,540	21.43	289	*	32.50	397	*
10.50	197	3,640	21.50	289	*	33.00	397	*
11.00	206	3,720	21.75	289	*	34.00	406	*
11.11	206	*	22.00	289	11,000	34.50	406	*
11.50	206	*	22.22	289	*	35.00	406	*
12.00	215	*	22.50	296	*	36.00	416	*
12.50	215	*	23.00	296	*	38.00	426	*
12.70	215	*	23.50	319	15,100	38.10	426	*
13.00	215	4,830	24.00	327	*	40.00	426	*

[BACK TO CONTENT PAGE](#)

\* Please contact our team for prices

**HSS TAPER SHANK TWIST DRILLS (EXTRA LONG SERIES)**  
**IS : 7822 - 2005, BS 328**

SIZES		PRICE (RS)/NO										
		OAL 200	OAL 235	OAL 250	OAL 300	OAL 315	OAL 325	OAL 350	OAL 370	OAL 400	OAL 450	OAL 500
MM	INCH	PRICE	PRICE	PRICE	PRICE	PRICE	PRICE	PRICE	PRICE	PRICE	PRICE	PRICE
6		2,430	*	*	*	*	*	*	*	*	*	*
6.5		2,430	*	*	*	*	*	*	*	*	*	*
7		*	*	3,925	*	*	*	*	*	*	*	*
	5/16"	3,720	*	*	*	*	*	*	*	*	*	*
8		3,720	*	*	3,770	*	*	*	*	*	*	*
8.5		3,720	*	4,380	*	*	*	*	*	*	*	*
9		3,720	*	4,385	*	6,400	*	*	*	*	*	*
9.3		*	*	4,520	*	*	*	*	*	*	*	*
9.5		*	*	4,520	*	*	*	*	*	*	*	*
10	-	*	*	*	6,230	*	*	*	*	*	*	*
10.5	-	3,720	*	4,830	*	*	*	*	*	*	*	*
11	-	*	*	4,870	*	*	*	*	*	*	*	*
11.5	7/16	*	*	*	*	*	*	*	*	*	*	*
11.8		*	*	*	6,900	*	*	*	*	*	*	*
12	-	*	*	*	*	*	7,950	*	*	*	*	*
12.5	1/2	*	*	5,392	*	*	*	*	*	*	*	*
13		*	*	6,400	8,300	9,450	*	*	*	*	*	*
13.5		*	3,557		6,800	*	*	11,200	*	*	*	*
14		*	*	6,800	9,100	*	*	*	*	14,249	*	*
14.5		*	*	6,850	9,249	*	*	11,448	*	*	*	*
15		*	*	*	9,479	*	*	11,682	*	14,733	19,300	*
15.5		*	*	*	*	*	*	11,860	*	14,931	*	*
15.8		*	*	*	9,300	*	*	*	*	*	*	*
16		*	*	*	*	*	*	*	*	15,241	*	*
16.5		*	*	*	9,493	*	*	12,242	*	*	*	*
17		*	*	*	10,047	*	10,900	12,400	*	*	*	*
17.5		*	*	*	*	*	*	12,700	*	15,918	20,500	*
18		*	*	*	10,446	*	*	*	*	16,213	*	*
18.25		*	*	*	10,131	*	*	*	*	*	*	*
18.5		*	*	*	10,612	*	*	12,992	*	*	*	*
19		*	*	*	*	*	*	13,212	*	*	*	*
19.5		*	*	*	*	*	*	*	*	*	*	*
20		*	*	*	10,600	*	*	*	*	*	21,700	26,547
20.5		*	*	*	*	*	*	13,834	*	*	*	*
21		*	*	*	*	*	*	*	*	17,818	*	*
21.5		*	*	*	11,239	*	*	*	*	18,156	*	*

[BACK TO CONTENT PAGE](#)

\* Please contact our team for prices

## HSS TAPER SHANK TWIST DRILLS (EXTRA LONG SERIES)

### IS : 7822 - 2005, BS 328

SIZES		PRICE (RS)/NO										
		OAL 200	OAL 235	OAL 250	OAL 300	OAL 315	OAL 325	OAL 350	OAL 370	OAL 400	OAL 450	OAL 500
MM	INCH	PRICE	PRICE	PRICE	PRICE	PRICE	PRICE	PRICE	PRICE	PRICE	PRICE	PRICE
22		*	*	*	11,500	*	*	*	*	18,500	*	*
22.5		*	*	*	*	*	*	14,893	*	*	*	*
23		*	*	*	*	*	*	*	*	*	*	*
23.5		*	*	*	*	*	*	*	*	*	*	*
24		*	*	*	*	*	*	16,684	*	20,325	*	*
24.5		*	*	*	*	*	*	*	*	*	*	*
25		*	*	*	*	*	*	*	*	*	26,891	*
25.5		*	*	*	*	*	*	*	*	*	*	*
26		*	*	*	*	*	*	*	*	23,000	*	*
26.5		*	*	*	*	*	*	*	*	*	*	*
27		*	*	*	*	*	*	*	*	*	*	*
27.5		*	*	*	*	*	*	*	*	*	*	*
28		*	*	*	*	*	*	*	*	25,717	*	37,800
28.5		*	*	*	*	*	*	*	*	*	*	*
31.5		*	*	*	*	*	*	*	27,100	*	*	*
32		*	*	*	*	*	*	*	*	*	*	44,176
33		*	*	*	*	*	*	*	*	31,837	*	*
34		*	*	*	*	*	*	*	*	*	*	*
35		*	*	*	*	*	*	*	*	*	*	*
36		*	*	*	*	*	*	*	*	*	*	*
37		*	*	*	*	*	*	*	*	*	*	*
38		*	*	*	*	*	*	*	*	*	*	*
39		*	*	*	*	*	*	*	*	*	*	*
40		*	*	*	*	*	*	*	*	*	*	*
41		*	*	*	*	*	*	*	*	*	*	*
42		*	*	*	*	*	*	*	*	*	*	*
43		*	*	*	*	*	*	*	*	56,473	*	*
44		*	*	*	*	*	*	*	*	*	*	*
45		*	*	*	*	*	*	*	*	*	*	*
46		*	*	*	*	*	*	*	*	*	*	*
47		*	*	*	*	*	*	*	*	*	*	*
48		*	*	*	*	*	*	*	*	*	*	*
49		*	*	*	*	*	*	*	*	*	*	*
50		*	*	*	*	*	*	*	*	*	*	88,367

[BACK TO CONTENT PAGE](#)

\* Please contact our team for prices

## CUSTOMISED PARALLEL SHANK DRILLS

PRODUCT DESCRIPTION	PRICE (RS)/NO	PRODUCT DESCRIPTION	PRICE (RS)/NO
MM		MM	
DR-LONG 2.00 HSS SUPER M35	505	DR-ELS 4.50 X150X225 PL HSS M2	2,327
DR-HINOX STUB 4.0 MM M35 SUPER D-325	172	DR-ELS 6.00 X150X225 PL HSS M2	2,604
DR-HINOX STUB 1/8" M35 SUPER D-325)	112	DR-ELS 9.70 X250X300 PL HSS M2	6,230
DR-LONG 2.80X52X85 GOLD HSS M2	460	DR-ELS DIA 12.0X200X300 MM HSS M2	7,118
DR-LONG 4.20X52X85 GOLD HSS M2	427	DR-ELS 10.00X300X350 HSS M2	7,960
DR-LONG 5.10 GOLD HSS M2	694	DR-ELS 5.0X135X200 HSS M2	1,968
CENTRE DRILL A 2.0X5.0X100MM HSS M2	581	DR-ELS 5.5X135X200 HSS M2	2,081
CD TYPE-A 2.5X6.3X100 MM HSS M2	526	Extra length Drill, HSS Bright 4.80 x 160 mm OAL	1,399
CD TYPE-A 3.15 X 8 X 100 MM HSS M2	993	Extra length Drill, HSS Bright 1.80 x 125 mm OAL	492
CD TYPE-A 5.00X12.5X100 MM HSS M2	1,774	Extra length Drill, HSS Bright 5.80 x 160 mm OAL	1,636
Center Drill Form A 1.00 x 4.00 mm HSS Bright	317	DR-ELS 12.00X300X350 HSS M2	9,228
CD TYPE-B 4.00X14.00X100 MM HSS M2	3,176	DR-ELS 10.0X200X300 HSS M2	6,230
CD B55 3/16"X7/16"X85MM M2 (DRG-CT004	1,057	DR 9.0 X 120 X 150 M2 HIGH HELIX PA 130	1,005
CD TYPE-A 3.15X8.0MM HSS M35	837	DR-ELS, HSS STEAM TEMPERED 6.00 x 250 mm OAL	3,314
CD TYPE-R 3.15X8.0 MM HSS M35	780	DR-ELS, HSS STEAM TEMPERED 6.00 x 315 mm OAL	4,380
DR-ELS 8.0X170X250 HSS M2	4,508	DR-ELS, HSS STEAM TEMPERED 13.00 x 250 mm OAL	6,239
DR-ELS 8.0X200X300 HSS M2	5,401	DR-STUB 3.50 HSS STEAM BLUEING M2	89
DR-ELS 11.00 X 120 PL HSS M2	997	DR-STUB 4.20 HSS STEAM BLUEING M2	138
DR-ELS 14.00 X 125 PL HSS M2	2,013	DR-STUB 4.50 HSS STEAM BLUEING M2	180
DR-LS 9.90X100X150 PL HSS M2	1,239	DR-STUB 20.0X67X130 M2 GOLD 1MM FLAT ON	3,091
DR-ELS 8.0X125X160 M2 35°-HELIX-ANGLE	1,115	Stub Drill, Type N HSS ST 16.00 mm	1,967
DR-ELS 7.00X135X200 M2	2,581	Stub Drill, Type N HSS ST 18.00 mm	2,351
DR-ELS 3.00 X 150 X 225 PL HSS M2	2,002	Stub Drill, Type N HSS ST 9/16 Inch	1,889
DR-ELS 4.00 X150X225 PL HSS M2	2,322	Stub Drill, Type N HSS ST 5/8 Inch	2,113

## CUSTOMISED TAPER SHANK DRILLS

PRODUCT DESCRIPTION	PRICE (RS)/NO	PRODUCT DESCRIPTION	PRICE (RS)/NO
MM		MM	
DR-LONG 14.60X125X180(OAL) HSS M2	2,418	HSS LS MTS DR 8.00X181 MM ST M35	3,720
DRILL TS 14.00 M2 FLANGE DRILL	2,966	DR-TS LS 11.50 X 135 X 225 PA120°	2,451
DRILL TS 18.00 M2 FLANGE DRILL	4,092	DR-TS ELS 8.50 X 165 X 265(OAL) HSS M2	4,546
DRILL TS 22.00 M2 FLANGE DRILL-DRG-406	5,292	DR-TS ELS 29.50 X 200 X 320 HSS M2	13,586
DRILL TS7/16 M2 FLANGE DRILL	5,292	DR-TS ELS 17.0X315 HSS M35	14,065
DRILL TS 15.50MM2(DRG D-380)FOR CYC IND	2,121	DR TS ELS 6.50 mm x 200 mm M2	2,430
DIN 341 HSS-E Long Length Taper Shank Drill 8.00 mm	3,720		

[BACK TO CONTENT PAGE](#)

\* Please contact our team for prices

**MASONARY DRILLS  
(GROUND FLUTED & BRIGHT PLATED)**

SIZE		FLUTE LENGTH	OVER ALL LENGTH	PRICE (RS)/NO
MM	INCH			
3		40	76	73
	1/8	40	76	73
	5/32	45	85	83
4		45	85	83
	3/16	45	90	89
5		45	90	90
	7/32	45	90	111
	15/64	60	110	119
6		60	110	119
	1/4	60	110	119
6.5		60	110	119
7		60	110	223
	9/32	60	110	223
	5/16	80	120	193
8		80	120	193
	11/32	80	120	226
9		80	120	226
	3/8	80	120	226
10		80	120	226
	7/16	115	160	314
	15/32	115	160	279
12		115	160	279
	1/2	115	160	279
13		115	160	279

[BACK TO CONTENT PAGE](#)

\* Please contact our team for prices

## HSS ENDMILLS

### INTRODUCTION

HSS Endmills are able to perform multiple types of milling operations. They can be used for face milling, peripheral milling, keyway milling and slot milling. Additionally they can be used for plunging operations also. Our endmills are user- friendly, cost effective and easy to use with the choices available in diameter ranging from small to larger sizes, no of flutes and flute lengths.



- M2/M42
- 2 FL/4 FL/6 FL- CC/NCC
- 30° Right hand Helix
- IS:6352/6353-1991, BS-122-1953

### FEATURES & BENEFITS

- ▶ Excellent heat and wear resistance properties
- ▶ Unique tool geometry increases tool life with accuracy
- ▶ HSS Co8 increases hot hardness and improves tool life and thus better productivity

[BACK TO CONTENT PAGE](#)

**HSS (M2 & M42) PARALLEL SHANK ENDMILLS, IS 6353 - 1991 & BS - 122 (PART -1) 1953  
CENTER CUT ENDMILLS**

DIA		4FL CC	4FL CC	6FL CC	6FL CC
MM	INCH	M2	M42	M2	M42
3.00		913	1,460	-	-
	1/8	913	*	-	-
3.50		*	*	-	-
	5/32	*	*	-	-
4.00		913	1,460	-	-
4.50		*	*	-	-
	3/16	*	*	-	-
5.00		913	1,460	-	-
5.50		*	*	-	-
6.00		1,020	1,630	-	-
	1/4	1,020	1,634	-	-
6.50		*	*	-	-
7.00	-	1,150	1,850	-	-
7.50		*	*	-	-
	5/16	*	*	-	-
8.00		1,150	1,850	-	-
8.50		*	*	-	-
9.00		1,150	1,850	-	-
9.50		*	*	-	-
	3/8	1,150	*	-	-
10.00	-	1,150	1,850	-	-
10.50		*	*	-	-
11.00		1,150	1,850	-	-
	7/16	*	*	-	-
11.50		*	*	-	-
12.00		1,190	1,910	-	-
12.50		*	*	-	-
	1/2	*	*	-	-
13.00	-	1,360	*	-	-
13.50		*	*	-	-
14.00		1,480	2,370	-	-
	9/16	*	*	-	-
14.50		*	*	-	-
15.00	.	1,720	2,750	-	-
15.50		*	*	-	-
	5/8	*	*	-	-
16.00		1,730	2,770	-	-
16.50		*	*	-	-
17.00	-	*	*	-	-
18.00	-	2,100	3,360	-	-
18.50		*	*	-	-

DIA		4FL CC	4FL CC	6FL CC	6FL CC
MM	INCH	M2	M42	M2	M42
19.00		2,100	*	-	-
	3/4	*	*	-	-
19.50		*	*	-	-
20.00		*	*	2,320	3,720
	13/16	-	-	*	*
21.00	-	-	-	*	*
22.00		-	-	2,640	*
	7/8	-	-	*	*
23.00	-	-	-	*	*
24.00	-	-	-	2,860	4,580
25.00		-	-	3,070	4,910
	1"	-	-	*	*
26.00	-	-	-	3,190	5,100
27.00	.	-	-	*	*
	1.1/8	-	-	*	*
28.00		-	-	4,390	*
29.00	-	-	-	*	*
30.00	-	-	-	4,820	*
30.50		-	-	*	*
	1.1/4	-	-	*	*
31.00		-	-	*	*
32.00		-	-	5,250	*
33.00	-	-	-	*	*
	1.3/8	-	-	*	*
34.00		-	-	*	*
35.00	-	-	-	*	*
36.00	-	-	-	6,950	*
37.00	-	-	-	*	*
38.00	-	-	-	*	*
39.00	-	-	-	*	*
40.00	-	-	-	8,950	*
41.00	1.5/8	-	-	*	*
42.00	-	-	-	9,850	*
43.00	-	-	-	*	*
45.00	1.3/4	-	-	11,400	*
46.00	-	-	-	*	*
47.00	1.7/8	-	-	*	*
48.00	-	-	-	13,300	*
49.00	-	-	-	*	*
50.00	-	-	-	14,600	*

[BACK TO CONTENT PAGE](#)

\* Please contact our team for prices

**HSS (M2 & M42) PARALLEL SHANK ENDMILLS, IS 6353 - 1991 & BS - 122 (PART -1) 1953  
NON-CENTER CUT ENDMILLS**

DIA		4FL NCC	4FL NCC	6FL NCC	6FL NCC
MM	INCH	M2	M42	M2	M42
3.00		913	1,460	-	-
	1/8	913	*	-	-
3.50		913	*	-	-
	5/32	913	*	-	-
4.00		913	1,460	-	-
4.50		913	1,460	-	-
	3/16	913	*	-	-
5.00		913	1,460	-	-
5.50		1,020	*	-	-
6.00		1,020	1,630	-	-
	1/4	1,020	1,630	-	-
6.50		1,160	*	-	-
7.00	-	1,160	1,850	-	-
7.50		1,160	*	-	-
	5/16	1,150	1,850	-	-
8.00		1,160	1,850	-	-
8.50		1,160	*	-	-
9.00		1,160	1,850	-	-
9.50		1,160	*	-	-
	3/8	1,150	1,850	-	-
10.00	-	1,160	1,850	-	-
10.50		1,160	*	-	-
11.00		1,160	1,850	-	-
	7/16	1,150	*	-	-
11.50		1,200	*	-	-
12.00		1,200	1,910	-	-
12.50		1,360	*	-	-
	1/2	1,190	1,910	-	-
13.00	-	1,360	2,170	-	-
13.50		1,490	*	-	-
14.00		1,490	2,370	-	-
	9/16	1,480	*	-	-
14.50		1,720	*	-	-
15.00	.	1,720	2,750	1,720	*
15.50		1,730	*	*	*
	5/8	1,730	2,770	*	*
16.00		1,730	2,770	1,730	2,770
16.50		1,890	*	*	*
17.00	-	1,890	3,030	1,890	*
18.00	-	2,100	3,360	2,100	3,360
18.50		2,100	*	*	*

DIA		4FL NCC	4FL NCC	6FL NCC	6FL NCC
MM	INCH	M2	M42	M2	M42
19.00		2,100	3,360	2,100	*
	3/4	2,100	3,360	2,100	*
19.50		2,320	*	*	*
20.00		2,320	3,720	2,320	3,720
	13/16	*	*	2,490	*
21.00	-	2,610	*	2,610	4,190
22.00		2,640	4,220	2,640	4,220
	7/8	2,640	*	2,640	4,220
23.00	-	2,860	*	2,860	*
24.00	-	2,860	*	2,860	4,580
25.00		3,070	4,910	3,070	4,910
	1"	3,070	*	3,070	4,910
26.00	-	3,190	*	3,190	5,100
27.00	.	*	*	3,760	*
	1.1/8	*	*	4,390	*
28.00		4,390	*	4,390	7,000
29.00	-	*	*	4,390	*
30.00	-	4,820	*	4,820	7,700
30.50		*	*	5,250	*
	1.1/4	*	*	5,250	*
31.00		*	*	5,250	*
32.00		5,250	*	5,250	8,400
33.00	-	-	-	5,850	*
	1.3/8	-	-	6,350	*
34.00		-	-	6,350	*
35.00	-	-	-	6,350	10,200
36.00	-	-	-	6,950	*
37.00	-	-	-	7,450	*
38.00	-	-	-	7,950	*
39.00	-	-	-	*	*
40.00	-	-	-	8,950	14,300
41.00	1.5/8	-	-	*	*
42.00	-	-	-	10,200	16,300
43.00	-	-	-	*	*
45.00	1.3/4	-	-	11,400	18,300
46.00	-	-	-	*	*
47.00	1.7/8	-	-	*	*
48.00	-	-	-	15,600	20,200
49.00	-	-	-	*	*
50.00	-	-	-	15,600	22,100

[BACK TO CONTENT PAGE](#)

\* Please contact our team for prices

**HSS (M2 & M42) PARALLEL SHANK SLOT DRILLS**  
**IS 6352 - 1991 & BS-122 (PART -1) 1953**

DIA		M2	M42	DIA		M2	M42
MM	INCH			MM	INCH		
3		1,110	1,780	19		2,400	*
	1/8	1,110	*		3/4	2,400	3,830
3.5		1,110	*	19.5		*	*
	5/32	*	1,780	20		2,400	3,830
4		1,110	1,780		13/16	*	*
4.5		1,110	*	20.5		2,750	
	3/16	1,110	1,780	21	-	2,800	
5		1,110	1,780	22		2,800	4,470
5.5		1,110	*		7/8	2,800	*
6		1,190	1,910	23	-	3,390	*
	1/4	1,190	1,910	24	-	3,390	5,300
6.5		1,190	*	25		3,390	5,300
7	-	1,190	1,910		1"	*	*
7.5		1,190	*	26	-	4,690	7,500
	5/16	1,190	1,910	27	.	*	*
8		1,190	1,910		1.1/8	*	*
8.5		1,190	*	28		5,750	9,200
9		1,190	1,910	29	-	*	*
9.5		1,230	*	30	-	5,750	*
	3/8	1,190	1,910	30.5		*	*
10	-	1,230	1,970		1.1/4	*	*
10.5		1,230	*	31		*	*
11		1,230	1,970	32		5,750	9,200
	7/16		*	33	-	*	*
11.5		1,350	*		1.3/8	*	*
12		1,350	2,160	34		*	*
12.5		1,640	*	35	-	*	*
	1/2	1,350	2,160	36	-	7,450	11,900
13	-	1,730	*	37	-	*	*
13.5		*	*	38	-	*	*
14		1,730	2,770	39	-	*	*
	9/16	*	*	40	-	8,600	13,700
14.5		*	*	41	1.5/8	*	*
15	.	1,950	3,120	42	-	*	*
15.5				43	-	*	*
	5/8	1,950	3,120	45	1.3/4	*	*
16		1,950	3,120	46	-	*	*
16.5		*	*	47	1.7/8	*	*
17	-	2,400		48	-	*	*
18	-	2,400	3,830	49	-	*	*
18.5		*	*	50	-	*	*

[BACK TO CONTENT PAGE](#)

\* Please contact our team for prices

### HSS (M2 & M42) PARALLEL SHANK ENDMILLS - : LONG SERIES IS 6353 - 1991

DIA	4FL CC	4FL CC	6FL CC	6FL CC	4FL NCC	4FL NCC	6FL NCC	6FL NCC
MM	M2	M42	M2	M42	M2	M42	M2	M42
3.00	1,180	*	-	-	*	*	-	-
4.00	1,180	1,900	-	-	1,180	1,900	-	-
5.00	1,180	*	-	-	1,180	1,900	-	-
6.00	1,330	2,040	-	-	1,330	2,040	-	-
7.00	1,500	*	-	-	*	*	-	-
8.00	1,500	2,400	-	-	1,500	2,400	-	-
9.00	1,500	*	-	-	*	*	-	-
10.00	1,500	2,400	-	-	1,500	2,400	-	-
11.00	1,550	*	-	-	*	*	-	-
12.00	1,550	2,480	-	-	1,550	2,480	-	-
13.00	*	*	-	-	1,930	*	-	-
14.00	1,930	3,080	-	-	*	3,080	-	-
15.00	2,250	*	-	-	2,250	*	-	-
16.00	2,250	3,600	-	-	2,250	3,600	-	-
17.00	2,730	*	-	-	*	*	-	-
18.00	2,730	4,370	-	-	*	4,370	-	-
19.00	3,020	*	-	-	*	*	*	*
20.00	3,020	*	3,020	4,840	*	*	3,020	4,840
21.00	*	-	*	*	-	-	-	*
22.00	*	-	3,430	5,500	-	-	*	5,500
23.00	*	-	4,000	*	-	-	*	*
24.00	*	-	*	*	-	-	*	*
25.00	*	-	4,000	6,400	-	-	*	6,400
26.00	*	-	*	6,650	-	-	*	*
27.00	*	-	*	*	-	-	*	*
28.00	*	-	*	9,100	-	-	*	*
29.00	*	-	*	*	-	-	*	*
30.00	*	-	6,250	10,000	-	-	*	*
31.00	-	-	*	*	-	-	*	*
32.00	-	-	*	*	-	-	*	*

#### HSS PARALLEL SHANK ROUGHING ENDMILLS - : M42 4 FLUTES IS : 6353 - 1991

SIZE	PRICE (RS)/NO	
	MM	STANDARD SERIES M42 NCC COARSE
6.00	3,300	2,290
8.00	3,300	2,290
10.00	3,300	2,840
12.00	3,300	3,290
14.00	5,000	5,800
16.00	5,850	5,850
18.00	7,100	7,100
20.00	7,950	7,950
22.00	8,500	8,550
25.00	10,000	10,000
28.00	13,500	14,200
30.00	15,600	15,700

#### HSS PARALLEL SHANK BALL NOSE ENDMILL IS : 6353 - 1991

SIZE	PRICE (RS)/NO	
	MM	STANDARD 4 FL M2
4.00	1,190	*
5.00	1,190	*
6.00	1,280	*
8.00	1,450	*
10.00	1,450	*
12.00	1,490	*
13.00	*	2,872
14.00	1,860	2,979
16.00	2,160	3,500
18.00	2,610	*
20.00	2,940	*
22.00	*	*
25.00	3,840	*
28.00	*	*
30.00	*	*

[BACK TO CONTENT PAGE](#)

\* Please contact our team for prices

## M42 TIALN COATED CENTER CUT ENDMILLS

PRODUCT DESCRIPTION	PRICE (RS)/NO	PRODUCT DESCRIPTION	PRICE (RS)/NO
ENDMILL 5X6X13X57X4F PLSHK CC M42 TIALN COATE	1,834	ENDMILL 13X12X26X83X4F PLSHK CC M42 TIALN COA	3,281
ENDMILL 6X6X13X57X4F PLSHK CC M42 TIALN COATE	2,009	ENDMILL 14X12X26X83X4F PLSHK CC M42 TIALN COA	3,486
ENDMILL 6.5X10X16X66X4F PLSHK CC M42 TIALN CO	2,533	ENDMILL 15X12X26X83X4F PLSHK CC M42 TIALN COA	3,868
ENDMILL 8X10X19X69X4F PLSHK CC M42 TIALN COAT	2,533	ENDMILL 16X16X32X92X4F PLSHK CC M42 TIALN COA	3,881
ENDMILL 10X10X22X72X4F PLSHK CC M42 TIALN COA	2,746	ENDMILL 18X16X32X92X4F PLSHK CC M42 TIALN COA	5,148
ENDMILL 11X12X22X79X4F PLSHK CC M42 TIALN COA	2,959	ENDMILL 20X20X38X104X4F PLSHK CC M42 TIALN CO	5,508
ENDMILL 12X12X26X83X4F PLSHK CC M42 TIALN COA	3,018	ENDMILL 25X25X45X121X6F PLSHK CC M42 TIALN CO	8,476


## CUSTOMISED ENDMILLS &amp; SLOTDRILLS

PRODUCT DESCRIPTION	PRICE (RS)/NO	PRODUCT DESCRIPTION	PRICE (RS)/NO
ENDMILL- 1/8"X4X10 X48 X4F PLSHK NCC M2	913	Slot Drill - 20X20X80X220X2F LS NCC M2	3,496
Endmill- 10.4X12X22X79X4F NCC M2	1,156	Slot Drill- 10X10X28X73X2F HSS	4,167
Endmill 3.5(+0.1/-0) MMX4F STDPLSHK NCC M35	1,242	Slot Drill- 16X16X63X180X2F M2	4,531
ENDMILL 12.10 MM X4F LONG PLSHK NCC M2	1,342	T/S ENDMILL 22XMT2X38X123X6F HSS NCC	4,556
Slot Drill - 5X6X13X57X2F BALL NOSE TIN COATED M2	1,579	Endmill 16X16X65X105X5F S/S CC M42 TIN	4,686
Endmill 12X12X50X100X4F BALL NOSE PLSHK M2	2,020	Endmill 20 MM X6F BALL NOSE STDPLSHK CC M42	4,697
Endmill- 3/8" M2/NCC/4F/LONG	2,025	Endmill- 32X25X53X133X6F NCC M2	5,260
Endmill- 8X10X19X69X4F WF NCC M42	2,034	Endmill 20X20X75X125X5F S/S CC M42 TIN	6,424
Endmill- 10X10X22X72X4F WF NCC M42	2,034	Slot Drill- 16X16X63X220X2F PLSHK CC M2	6,497
Endmill-16X16X70X160X4F LS NCC M2	2,475	ROUGHING ENDMILL 16 MM X4F LONGPLSHK M42	7,953
Endmill- 16XMT2X32X124X4F TANG END NCC M2	2,585	Endmill 1"X1"X4"X6.1/2X3F WFSHK BALL NOSE M2	8,619
Endmill- 7/8X3/4X1.5/8X3.5/8X4F P/SNCC M2, 4 Flute	2,636	Endmill 25X25X75X130X5F S/S CC M42 TIN	8,998
Endmill-16X16X80X200X4F LS NCC M2	2,679	ROUGHING ENDMILL CC Coarse 20X20X75X135X4F M42	9,012
Endmill 20 MM X6F BALL NOSE STDPLSHK CC M2	2,908	Endmill 1"X1"X4"X6.1/2X3F WFSHK B/N M42	13,786
Endmill- 20X16X38X104X6F WF M42	2,979	Endmill 50 MM X4F BALL NOSE STDPLSHK CC M2	17,281
Endmill- 18XMT2X32X124X4F TANG END NCC M2	3,147	ROUGHING ENDMILL 25X25X75X130X5F S/S CC M42 COARSE TIN	17,553
Endmill-20X20X70X210X4F LS NCC M2	3,326	SHELL ENDMILL 80X27X45 HSS M2	19,385
Endmill- 20XMT2X38X130X4F TANG END NCC M2	3,487		

## HSS REAMERS

### INTRODUCTION

HSS Reamers are end cutting tool with right handed spiral flutes used to finish predrilled holes in ferrous and non-ferrous material. It helps to get better accuracy in pre-drilled hole.



- Supplied in H7 tolerance
- Bevel lead 45°
- Helix angle 7° Left hand helix/Right hand cut
- IS : 5444/5445/5446/5447-1978

### FEATURES & BENEFITS

- ▶ Superior performance in a wide variety of materials
- ▶ Consistent quality & Longer tool life
- ▶ Superior surface finish
- ▶ Variants available HSS Hand Reamers, HSS Machine Reamers, HSS Chucking reamers, Taper PIN Reamers, Bridge reamers

[BACK TO CONTENT PAGE](#)

### HSS REAMERS WITH H7 TOLERANCE BS 328, IS 5444, IS 5445

SIZE		PRICE (RS)/NO		
DIAMETER		HSS HAND REAMER	HSS M42 HAND REAMER	TAPER SHK M/C REAMER
MM	INCH			
3.00		1,580	1,980	*
	1/8	1,580	*	*
3.50		*	1,980	*
3.80		*	1,980	*
4.00	-	1,580	1,980	1,580
4.20		1,580	*	*
4.70		*	1,980	*
	3/16	1,580	*	1,580
4.50	-	1,580	*	1,580
4.80		1,580	*	*
4.90		*	1,980	*
5.00	-	1,580	1,980	1,580
5.50		1,580	1,980	1,580
	7/32	1,580	*	1,580
5.70		*	1,980	*
5.80		*	1,980	*
5.90		*	2,300	*
6.00	-	1,840	2,300	1,840
6.10		1,840	2,300	*
6.30		1,840	*	*
	1/4	1,840	*	1,840
6.50		1,840	*	1,840
7.00	-	1,840	*	1,840
	9/32	2,090	*	*
7.50		2,090	*	2,090
	5/16	2,090	*	2,090
7.80		*	2,622	*
8.00	-	2,090	2,622	2,090
8.10		*	*	2,110
8.50		2,200	2,750	2,200
	11/32	2,200	*	2,200
9.00	-	2,200	2,750	2,200
9.50		2,390	*	2,390
	3/8	2,390	*	2,390
9.80		*	2,990	*
9.90		*	2,990	*
10.00	-	2,650	3,318	2,650

SIZE		PRICE (RS)/NO		
DIAMETER		HSS HAND REAMER	HSS M42 HAND REAMER	TAPER SHK M/C REAMER
MM	INCH			
10.10		*	*	2,649
	13/32	2,650	*	2,650
10.40		2,850	*	*
10.50		2,970	*	2,970
10.58		3,116	*	*
10.60		*	*	3,000
11.00	-	2,970	3,720	3,000
	7/16	2,970	*	3,000
11.50		3,090	*	3,090
	15/32	3,090	*	3,090
12.00	-	3,090	*	3,090
12.06		*	*	3,090
12.08		*	*	3,090
12.50		3,200	*	3,200
	1/2	3,200	*	3,200
13.00	-	3,900	*	3,900
	17/32	*	*	*
13.50		3,900	*	3,900
14.00	-	3,900	*	3,900
	9/16	3,900	*	3,900
14.50		3,920	*	3,920
15.00	-	3,920	*	3,920
	19/32	3,920	*	*
15.50		3,920	*	3,920
	5/8	3,920	*	3,920
16.00	-	3,920	*	3,920
16.10		4,530	*	*
16.40		*	*	4,657
16.50		4,530	*	4,530
16.80		*	*	4,360
16.85		*	*	4,360
16.90		*	*	4,360
17.00	-	4,530	*	4,530
	11/16	4,530	*	4,530
17.50		4,850	*	4,850
18.00	-	4,850	*	4,850
	23/32	5,150	*	*

[BACK TO CONTENT PAGE](#)

\* Please contact our team for prices

### HSS REAMERS WITH H7 TOLERANCE BS 328, IS 5444, IS 5445

SIZE		PRICE (RS)/NO		
DIAMETER		HSS HAND REAMER	HSS M42 HAND REAMER	TAPER SHK M/C REAMER
MM	INCH			
18.30		*	*	5,288
18.50		5,150	*	5,150
19.00	-	5,150	*	5,150
	3/4	5,150	*	5,150
19.50		5,750	*	5,750
19.85		*	*	5,910
20.00	-	5,750	*	5,750
	13/16	5,850	*	*
20.50		5,862	*	*
20.70		*	*	6,250
21.00	-	6,500	*	6,500
21.50		*	*	6,250
22.00	-	6,500	*	6,500
22.02		*	*	6,250
22.10		*	*	6,250
	7/8	6,500	*	6,500
22.50		*	*	7,300
22.60		*	*	7,300
23.00	-	7,600	*	7,600
23.50		*	*	8,100
	15/16	8,400	*	*
24.00	-	8,400	*	8,400
24.10		*	*	8,100
24.50		8,400	*	8,100
24.70		*	*	8,100
25.00	-	8,450	*	8,450
	1	8,600	*	8,250
25.50		10,412	*	*
26.00	-	10,400	*	10,400
26.70		*	*	11,500
	1.1/16	11,500	*	*
27.00	-	11,900	*	11,900
28.00	-	11,900	*	11,900
	1.1/8	11,500	*	*
29.00	-	12,200	*	12,600
30.00	-	13,600	*	13,600
	1.3/16	13,100	*	*
30.70		*	*	14,500
31.00	-	15,100	*	14,500

SIZE		PRICE (RS)/NO		
DIAMETER		HSS HAND REAMER	HSS M42 HAND REAMER	TAPER SHK M/C REAMER
MM	INCH			
	1.1/4	14,500	*	14,500
31.50		*	*	15,057
32.00	-	15,100	*	15,100
33.00	-	17,100	*	16,500
	1.5/16	16,500	*	*
34.00	-	19,200	*	*
	1.3/8	20,200	*	*
34.70		*	*	21,011
35.00	-	20,200	*	21,000
35.70		*	*	21,011
36.00	-	20,200	*	21,000
	1.7/16	20,400	*	*
37.00	-	22,200	*	23,076
37.80		*	*	22,200
38.00	-	22,200	*	23,100
	1.1/2	22,200	*	22,200
39.00	-	24,500	*	*
39.50		*	*	26,800
	1.9/16	26,800	*	*
40.00	-	26,800	*	27,900
40.15		*	*	26,800
40.20		*	*	42,900
41.00	-	27,000	*	*
	1.5/8	27,000	*	*
42.00	-	31,900	*	*
	1.11/16	31,900	*	*
43.00	-	31,900	*	*
44.00	-	31,900	*	*
	1.3/4	31,900	*	*
45.00	-	37,300	*	37,300
46.00	-	37,300	*	*
47.00	-	40,300	*	*
	1.7/8	43,300	*	*
48.00	-	43,300	*	*
49.00	-	43,300	*	*
	1.15/16	43,300	*	*
50.00	-	43,300	*	45,000
	2	43,300	*	*

[BACK TO CONTENT PAGE](#)

\* Please contact our team for prices

### HSS TAPER PIN HAND REAMERS (TAPER 1 IN 50) IS 5881

DIAMETER (MM)	PRICE (RS)/NO
5	1,580
6	1,840
8	2,090
10	2,650
12	2,970
14	*
16	3,920
20	5,750
24	8,100
25	8,450
26	*
28	11,500

DIAMETER (MM)	PRICE (RS)/NO
30	*
32	14,500
34	18,500
36	20,200
38	22,200
40	26,800
42	31,900
44	31,900
46	37,300
48	43,300
50	43,300

### CUSTOMISED REAMERS

PRODUCT DESCRIPTION	PRICE (RS)/NO
Taper Shank HSS Chucking Reamer 5.00 mm	1,579
Parallel Shank HSS Chucking Reamer 4.00 mm	1,580
Parallel Shank HSS Chucking Reamer 6.00 mm	1,840
Taper Shank HSS Chucking Reamer 8.00 mm	2,093
Parallel Shank Hand Reamer 6.35X6.35X50X100X6F(H7) M35	2,389
Parallel shank Hand Reamer 13/32" x 8 Flute	2,550
Taper Shank HSS Chucking Reamer 10.00 mm	2,649
Parallel Shank HSS Chucking Reamer 10.00 mm	2,649
Taper Shank HSS Chucking Reamer 12.00 mm	3,093
HSS Machine Reamer 11.9x11.94 mm DWG R 047	3,093
HSS Machine Reamer 11.7x11.8 mm DWG R 048	3,093
Parallel Shank HSS-E (M35) Chucking Reamer 6.30 mm	3,406
TAPER SHK M/C REAMER 10.0 MM HSS M42	3,310
BS (DIN 9) Taper Pin Hand Reamer- 5/16" HSS M2 FORM A	3,710
Parallel Shank HSS Chucking Reamer 14.00 mm	3,901
Parallel Shank HSS Chucking Reamer 14.00 mm	3,901
Parallel Shank HSS-E (M35) Chucking Reamer 8.20 mm	4,347
Taper Shank HSS Bridge Reamer 13.50 mm	4,679
Taper Shank HSS Bridge Reamer 13.5XMT2X115X209X5F ST. FLUTE M2	4,679

PRODUCT DESCRIPTION	PRICE (RS)/NO
TAPER SHK M/C REAMER 14.0 MM HSS M42	5,050
TAPER SHK M/C REAMER 16.0 MM HSS M42	5,100
Taper Shank HSS-E Chucking Reamer TiAIN 11.00 mm	5,233
Parallel Shank HSS-E (M35) Chucking Reamer 10.20 mm	5,788
BS (DIN 9) Taper Pin Hand Reamer- 1/2" HSS M2 FORM A	5,600
IS 5881 HSS Taper Pin Hand Reamers Form B 8 flutes	6,200
IS 5445 HSS TS Long Fluted Machine Reamers, (non-standard lengths) 10.05 mm	6,000
IS 5881 (DIN 9) Taper Pin Hand Reamer- HSS M2 FORM A - 14 mm	6,700
Taper Shank HSS Bridge Reamer 17.50 mm	7,963
Taper Shank Machine reamer 1" x 10 Flutes	8,600
Taper Shank HSS Bridge Reamer 22.00 mm	8,800
Taper Shank HSS Bridge Reamer 21.50 mm	9,856
Taper Shank HSS Bridge Reamer 23.50 mm	11,030
Taper Shank HSS Bridge Reamer 25.50 mm	11,672
Taper Shank Machine Reamer - 28.2 MM HSS M2 CORE DIA VARIATION	11,924
Taper Shank Machine Reamer - 25.2XMT3X175X302X10F HSS M2	12,647
IS 5881 (DIN 9) Taper Pin Hand Reamer- HSS M2 FORM A - 30 mm	16,600


[BACK TO CONTENT PAGE](#)

\* Please contact our team for prices

## HSS CORE DRILLS

### INTRODUCTION

HSS TS Core drills are designed to enlarge previously drilled, cored or punch holes to improve accuracy of holes. Three and four flute core drills have better hole size than two flute drills and produce a very good surface finish.



- Supplied in H7 tolerance
- Bevel lead 45°
- Helix angle 7° Left hand helix/Right hand cut
- IS 5366-1978, ISO 7079-1981, DIN 343-1981, BS 328-1959

### FEATURES & BENEFITS

- ▶ Specially designed flutes for longer life and heat resistance in general application
- ▶ Smooth Flutes help faster evacuation of chips and thus better accuracy.

[BACK TO CONTENT PAGE](#)

**HIGH SPEED STEEL  
TAPER SHANK CORE DRILLS**  
IS 5366 - 1978, ISO 7079 - 1981, DIN 343 - 1981, BS 328 - 1959

DIA		PRICE (RS)/NO	
MM	INCH	M2	M35
14.00		*	*
14.29	9/16	*	*
14.50		3,430	4,684
15.00		*	*
15.08	19/32	*	*
15.87	5/8	*	*
16.00		*	*
16.50		3,710	5,046
16.65		3,690	*
16.67	21/32	*	*
17.00		3,710	*
17.46	11/16	*	*
18.00		*	*
18.26	23/32	*	*
18.50		4,930	6,703
18.65		4,930	*
19.00		4,930	*
19.05	3/4	*	*
19.20		5,300	*
19.25		5,300	*
19.84	25/32	*	*
20.00		5,300	*
20.50		5,300	*
20.64	13/64	*	*
20.65		5,300	*
21.00		*	*
21.43	27/32	*	*
22.00		5,450	*
22.22	7/8	*	*
22.50		6,300	8,545
22.65		6,300	*
23.00		6,300	*
23.02	29/32	*	*
23.81	15/16	*	*
24.00		*	*
	31/32	7,150	
25.00		*	*
25.40	1	8,350	*
26.00		*	*
26.19	1.1/32	*	*
26.99	1.1/16	*	*
27.00		9,900	*
27.78	1.3/32	*	*
28.00		10,900	*
28.50		10,900	*

DIA		PRICE (RS)/NO	
MM	INCH	M2	M35
28.57	1.1/8	*	*
28.60		11,406	*
28.65		11,400	*
29.00	1.5/32	11,400	*
29.37		*	*
30.00	1.3/16	12,300	*
30.16	1.7/32	*	*
30.96		*	*
31.00		*	*
31.75	1.1/4	*	*
32.00		*	*
32.54	1.9/32	*	*
33.00		*	*
33.34	1.5/16	*	*
34.00		*	*
34.13	1.11/32	*	*
34.92	1.3/8	*	*
35.00		19,500	*
35.72	1.13/32	*	*
36.00		20,600	*
36.50		21,700	*
36.51	1.7/16	*	*
36.65		21,700	*
37.00		*	*
37.31	1.15/32	*	*
38.00		23,900	*
38.10	1.1/2	*	*
38.50		26,200	*
39.00		26,200	*
39.69	1.9/16	*	*
40.00		*	*
41.00		*	*
41.27	1.5/8	*	*
42.00		29,700	*
42.07	1.21/32	*	*
42.86	1.11/16	*	*
43.00		*	*
44.00		*	*
44.45	1.3/4	*	*
45.00		*	*
45.24	1.25/32	*	*
45.50		34,835	*
46.00		34,800	*
46.04	1.13/16	*	*
47.00		*	*

[BACK TO CONTENT PAGE](#)

\* Please contact our team for prices

**HIGH SPEED STEEL  
TAPER SHANK CORE DRILLS**  
IS 5366 - 1978, ISO 7079 - 1981, DIN 343 - 1981, BS 328 - 1959

DIA		PRICE (RS)/NO	
MM	INCH	M2	M35
47.62	1.7/8	*	*
48.00		*	*
49.00		*	*
49.21	1.15/16	*	*
50.00		*	*
50.80	2	*	*
51.00		*	*
52.00		*	*
52.39		*	*
53.00		*	*
53.97	2.1/8	*	*
54.00		*	*
55.00		*	*
55.56	2.3/16	*	*
56.00		*	*
57.00		*	*
57.15	2.1/4	*	*
58.00		*	*
58.74	2.5/16	*	*
59.00		*	*
60.00		*	*
60.32	2.3/8	*	*
61.00		*	*
61.91	2.7/16	*	*

DIA		PRICE (RS)/NO	
MM	INCH	M2	M35
62.00		*	*
63.00		*	*
63.50	2.1/2	*	*
64.00		*	*
65.00		*	*
65.09	2.9/16	*	*
66.00		*	*
66.67	2.5/8	*	*
67.00		*	*
68.00		*	*
68.26	2.11/16	*	*
69.00		*	*
69.85	2.3/4	*	*
70.00		*	*
71.00		*	*
71.44	2.13/16	*	*
72.00		*	*
73.00		*	*
73.02	2.7/8	*	*
74.00		*	*
74.61	2.15/16	*	*
75.00		*	*
76.00		*	*
76.20		*	*

**CUSTOMISED TAPERSHANK CORE DRILLS**

PRODUCT DESCRIPTION	PRICE (RS)/NO
TSCD 18.53XMT2X135X233X4F HSS M2	4,973
TSCD 19.45XMT2X250X348X4F HSS M2	10,393
TSCD 20.53XMT2X145X243X4F HSS M2	5,622
TSCD 22.53XMT2X150X248X4F HSS M2	6,306
TSCD 31/32"XMT3X160X281X4F HSS M35	11,556
TSCD 28.53XMT3X170X291X4F HSS M2	9,886
TSCD 25.67XMT3X250X371X4F HSS M2	16,607
TSCD 25.70XMT3X250X371X4F HSS M2	16,607

PRODUCT DESCRIPTION	PRICE (RS)/NO
TSCD 32.06XMT4X250X399X4F HSS M2	27,690
TSCD 36XMT4X195X344X4F HSS M2 WITHOUT BT	20,591
TSCD 36.53XMT4X195X344X4F HSS M2	16,949
TSCD 38XMT4X200X349X4F HSS M2 WITHOUT BT	23,895
TSCD 38.46XMT4X250X399X4F HSS M2	42,787
TSCD 38.5XMT4X200X349X4F M2 WITHOUT BT	26,205
TSCD 51.90XMT5X225X412X4F HSS M2	53,725
TSCD 64.50XMT5X245X432X4F HSS M2	97,736

\* Please contact our team for prices

[BACK TO CONTENT PAGE](#)

\* Please contact our team for prices

## HSS & TCT- ANNULAR CUTTERS

### INTRODUCTION

Annular cutter unlike drills use process of peripheral cutting reduces torque and thrust and meant for single pass cutting. This can be used on Fixed stable or non-fixed machine like portable magnetic drill. This cutters are meant for through hole cutting. ideal tool for Fabrication, Ship building, Bridge building, railroad etc.



#### SIZE RANGE

- Size : 12.0 mm to 102.0 mm
- Length : 35 mm, 50 mm, 75mm and 100 mm
- Special size / shank on request
- Coating on request

### FEATURES & BENEFITS

Reduced Torque and thrust	: Due to peripheral cutting
Minimizes kerf area	: Unique center free design
Reducing HP and feed pressure	: Alternating tooth geometry
Faster feed, less friction	: Evenly distributes chip load to multiple cutting edges
Longer tool life	: Special Heat treatment / surface treatment
Single pass-cutting	: No pre drilling required
High accuracy	: Less Drifting - Precise Center locating
Smooth hole finish	: Evenly distributes chip load to multiple cutting edges

[BACK TO CONTENT PAGE](#)

## HSS ANNULAR CUTTER

SIZE	HSS M2		HSS M42
	DIA. MM	LENGTH 35 MM	LENGTH 50MM
12	2,400	3,090	*
13	*	3,090	*
14	2,400	3,090	4,418
15	*	3,090	*
16	2,440	3,180	4,547
17	*	3,180	*
17.50	*	*	*
18	2,550	3,180	4,547
18.50	*	*	*
19	2,550	3,180	*
20	2,680	3,310	*
21	2,680	3,310	*
21.50	*	*	*
22	3,180	3,770	*
22.50	*	*	*
23	3,180	3,770	*
23.50	*	*	*
24	3,300	3,990	*
25	*	3,990	*
25.50	*	*	*
26	3,500	4,220	6,034
26.50	*	*	*
27	*	4,220	*
28	3,770	4,590	*
29	*	4,590	*
30	3,950	4,820	*
31	*	4,820	*
31.50	*	*	*
32	4,140	5,150	*
33	*	5,150	*
34	*	5,500	*
34.5	*	*	*
35	*	5,500	*
36	*	6,250	*
37	*	6,250	*
38	*	6,600	*
39	*	*	*
40	*	7,250	*

SIZE	HSS M2		HSS M42
	DIA. MM	LENGTH 35 MM	LENGTH 50MM
41	*	7,250	*
42	*	7,800	*
43	*	*	*
44	*	8,600	*
45	*	8,600	12,296
46	*	9,250	*
47	*	*	*
48	*	*	*
49	*	*	*
50	*	11,000	*
51	*	*	*
52	*	*	*
53	*	*	*
54	*	*	*
55	*	*	*
56	*	*	*
57	*	*	*
58	*	*	*
59	*	*	*
60	*	*	*
61	*	*	*
62	*	*	*
63	*	*	*
64	*	*	*
65	*	*	*
66	*	*	*
67	*	*	*
68	*	*	*
70	*	*	*
72	*	*	*
75	*	*	*
80	*	*	*
84	*	*	*
85	*	*	*
90	*	*	*
100	*	*	*
102	*	*	*

[BACK TO CONTENT PAGE](#)

\* Please contact our team for prices

## TCT ANNULAR CUTTER

SIZE	LENGTH 35 MM	LENGTH 50MM	LENGTH 75MM	LENGTH 100MM	SIZE	LENGTH 35 MM	LENGTH 50MM	LENGTH 75MM	LENGTH 100MM
DIA. MM					DIA. MM				
12.00	3,960	5,000	*	*	41.00	5,750	7,900	*	*
13.00	*	5,000	*	*	42.00	7,200	9,650	14,100	17,300
14.00	3,960	5,000	*	10,800	43.00	7,200	9,650	*	*
15.00	3,960	5,000	*	*	44.00	7,200	9,650	*	*
16.00	3,960	5,000	9,000	10,800	45.00	7,200	9,650	*	17,300
17.00	3,960	5,000	*	*	46.00	7,950	10,400	*	*
17.50	*	5,000	9,000	*	47.00	*	10,400	*	*
18.00	3,960	5,000	9,000	10,800	48.00	7,950	10,400	*	19,400
18.50		*			49.00	*	10,400	*	*
19.00	3,960	5,000	*	*	50.00	7,950	10,900	16,700	19,400
20.00	3,960	5,000	9,000	10,800	51.00	*	10,900	*	*
21.00	4,200	5,150	*	*	52.00	*	11,700	16,700	24,600
21.50	*	5,150	9,000	12,200	53.00	*	12,200	*	*
22.00	4,200	5,150	9,000	12,200	54.00	*	12,400	16,700	*
22.50	*	5,150	*	*	55.00	*	12,700	16,700	24,600
23.00	4,200	5,150	*	*	56.00	*	13,300	18,700	27,000
23.50	*	5,150	9,000	12,200	57.00	*	13,700	*	*
24.00	4,200	5,150	10,500	12,200	58.00	*	14,100	18,700	27,000
25.00	4,200	5,150	*	*	59.00	*	14,100	*	*
25.50	*	5,850	10,500	*	60.00	*	14,500	18,700	27,000
26.00	4,310	5,850	10,500	14,200	61.00	*	14,500	*	*
26.50	*	5,850	*	*	62.00	*	16,100	20,600	29,200
27.00	4,310	5,850	*	*	63.00	*	16,100	*	*
28.00	4,310	5,850	10,500	14,200	64.00	*	16,100	20,600	*
29.00	4,310	5,850	*	*	65.00	*	16,300	*	29,200
30.00	4,310	5,850	10,500	14,200	66.00	*	16,800	*	*
31.00	4,310	5,850	*	*	67.00	*	17,300	22,700	30,800
31.50	*	5,850	*	*	68.00	*	17,600	*	*
32.00	5,100	6,950	12,500	17,300	70.00	*	17,600	22,700	30,800
33.00	5,100	6,950	12,500	*	72.00	*	17,700	25,200	*
34.00	5,100	6,950	12,500	*	75.00	*	17,700	25,200	33,200
34.50	*	6,950	*	*	80.00	*	21,000	33,500	33,200
35.00	5,100	6,950	*	*	84.00	*	24,100	*	*
36.00	5,750	6,950	14,100	17,300	85.00	*	24,100	33,500	36,600
37.00	5,750	7,900	*	*	90.00	*	27,800	*	*
38.00	5,750	7,900	*	*	100.00	*	33,900	42,500	44,300
39.00	5,750	7,900	14,100	*	102.00	*	*	*	56,100
40.00	5,750	7,900	14,100	17,300					

## EJECTOR PIN

SIZE	PRICE (RS)/NO
6.34 X 73 MM	371
6.34 X 98 MM	499
7.98 X 105 MM	608


[BACK TO CONTENT PAGE](#)

\* Please contact our team for prices

# HSS TAPS

## INTRODUCTION

Hand and machine taps are mainly used for internal thread formation in components. Our taps offer good value of tools to General production line, component manufacturing on conventional and CNC machines. Our taps designs provides smooth cutting actions and faster chip evacuation



- MIRANDA Ground Thread Taps will be supplied in M2, M35 and M42 Grade of HSS
- DC Range : 2.0 to 140 mm
- straight flute, spiral point, spiral flute, Nib, Nut, Helicoil
- IS 6175, Bs949

## FEATURES & BENEFITS

- ▶ HSS substrate, with the right balance of toughness and hardness to provide tool flexibility which is the basis for safe and reliable tapping in on-the job applications, such as by hand or with the use of power tools.
- ▶ Bright finish, lowers the friction and improves the chip flow, which is especially beneficial when tapping soft ductile materials as it reduces sticking of material to the cutting edges.
- ▶ Available in all major thread forms like MC, MF, BSW, BSF, BSP, BSPT, UNC, UNF, NPT, BA, UN
- ▶ Hand & Machine available in Uncoated/TIN/TiAIN coated.

[BACK TO CONTENT PAGE](#)

## HSS STARIGHT FLUTE TAPS (METRIC COARSE)

SIZE	STRAIGHT FLUTE								
	TAPER	SECOND	BOTTOM	S03	IS 6175-P3 S03	SERIAL S03	SECOND TIN COATED	BOTTOM TIN COATED	S03 TIN COATED
	PRICE(RS)/NO	PRICE(RS)/NO	PRICE(RS)/NO	PRICE(RS)/SET	PRICE(RS)/SET	PRICE(RS)/SET	PRICE(RS)/NO	PRICE(RS)/NO	PRICE(RS)/SET
M2.0 x 0.40	805	805	805	2,410					
M2.2 x 0.45	805	805	805	2,410					
M2.3 x 0.40									
M2.5 x 0.45	805	805	805	2,410					
M2.6 x 0.45	805	805	805	2,410					
M3.0 x 0.50	485	485	485	1,460	1,460	1,500	475	679	1,750
M3.5 x 0.60	485	485	485	1,460			547		
M4.0 x 0.70	485	485	485	1,460	1,460	1,520	619	583	1,750
M4.5 x 0.75	518	518	518	1,550					
M5.0 x 0.80	518	518	518	1,550	1,550	1,630	619	619	1,860
M6.0 x 1.00	518	518	518	1,550	1,730	1,630	553	619	1,860
M7.0 x 1.00	624	624	624	1,870					
M8.0 x 1.25	624	624	624	1,870	1,870	1,960	557	766	2,290
M9.0 x 1.25	750	750	750	2,250					
M10 x 1.50	750	750	750	2,250	2,390	2,360	1,050	1,040	2,910
M11 x 1.50	1,380	1,380	1,380		4,150				
M12 x 1.75	1,180	1,180	1,180		3,530	3,710			4,400
M14 x 2.00	1,720	1,720	1,720		5,150	5,400			6,200
M16 x 2.00	1,720	1,720	1,720		5,150	5,400			6,200
M17 x 2.50	2,598								
M18 x 2.50	2,600	2,600	2,600		7,800	8,200			10,900
M19 x 2.50	3,320	3,320							
M20 x 2.50	3,320	3,320	3,320		9,950	10,500			11,500
M21 x 2.50	3,550								
M22 x 2.50	3,550	3,550	3,550		10,700	11,200			14,900
M23 x 3.00	3,740	3,740							
M24 x 3.00	3,960	3,960	3,960		11,900	12,500			15,700
M25 x 3.00					14,506				
M26 x 3.00	6,002				18,005				
M27 x 3.00	6,000	6,000	6,000		18,000				25,200
M28.5 x 3.00	6,103	6,103							
M30 x 3.50	6,700	6,700	6,700		20,100	21,100			28,200

HSS Ground Thread Hand Taps- Coarse Pitch

IS 6175- Part 1, 2 &amp; 3- 1992

[BACK TO CONTENT PAGE](#)

\* Please contact our team for prices

## HSS STARIGHT FLUTE TAPS (METRIC COARSE)

SIZE	STRAIGHT FLUTE								
	TAPER	SECOND	BOTTOM	S03	IS 6175-P3 S03	SERIAL S03	SECOND TIN COATED	BOTTOM TIN COATED	S03 TIN COATED
	PRICE(RS)/NO	PRICE(RS)/NO	PRICE(RS)/NO	PRICE(RS)/SET	PRICE(RS)/SET	PRICE(RS)/SET	PRICE(RS)/NO	PRICE(RS)/NO	PRICE(RS)/SET
M33 x 3.50	8,200	8,200	8,200		24,500				
M34 x 3.50					27,850				
M36 x 4.00	11,400	11,400	11,400		34,200				
M39 x 4.00			13,400		40,100				
M42 x 4.50	15,600	15,600	15,600		46,800	49,100			
M45 x 4.50			21,000		63,000				
M48 x 5.00	22,400	22,400	22,400		67,200	70,500			
M52 x 5.00					84,300				
M56 x 5.50	40,000	40,000	40,000		1,20,000				
M60 x 5.50	42,200		42,200		1,26,500				
M64 x 6.00					1,33,000				
M68 x 6.00					1,65,900				
M72 x 6.00									
M76 x 6.00									
M80 x 6.00									
M85 x 6.00									
M90 x 6.00									
M95 x 6.00									
M100 x 6.00									

## HSS TAPS (RETAPPING &amp; 6G) METRIC COARSE

SIZE	RETAPPING TAPER	SECOND BT	RETAPPING SECOND BT	SECOND 4H	SECOND 4H BT	SECOND 6G	SECOND BT 6G	BOTTOM 6G
	PRICE	PRICE	PRICE	PRICE	PRICE	PRICE	PRICE	PRICE
M3.0 x 0.50			485				534	499
M3.5 x 0.60								
M4.0 x 0.70	484	431			485		541	499
M4.5 x 0.75								
M5.0 x 0.80	518	462			518		575	532
M6.0 x 1.00	518		518	518			575	532
M7.0 x 1.00								
M8.0 x 1.25	624	557		624		624	624	624
M9.0 x 1.25								
M10 x 1.50	750	671			750	750	750	751

HSS Ground Thread Hand Taps- Coarse Pitch

IS 6175- Part 1, 2 &amp; 3- 1992

[BACK TO CONTENT PAGE](#)

\* Please contact our team for prices

## HSS TAPS SPPT, SPIRAL FLUTE (METRIC COARSE)

SIZE	SPIRAL POINT	SPIRAL POINT TIN	SPIRAL POINT 6G	SPIRAL POINT 6G TIN	SPIRAL POINT RETAPPING	SPIRAL POINT RETAPPING TIN	SPIRAL FLUTE	SPIRAL FLUTE TIN	SPIRAL FLUTE 6G	SPIRAL FLUTE TIN 6G
	PRICE(RS)/NO	PRICE(RS)/NO	PRICE(RS)/NO	PRICE(RS)/NO	PRICE(RS)/NO	PRICE(RS)/NO	PRICE(RS)/NO	PRICE(RS)/NO	PRICE(RS)/NO	PRICE(RS)/NO
M3.0 x 0.50	609	707	607	679	607	839	663	766		
M3.5 x 0.60	609									
M4.0 x 0.70	609	707	607	707	609	713	663	759	727	
M4.5 x 0.75										
M5.0 x 0.80	641	745	641	745	641	743	694	796		
M6.0 x 1.00	641	745	641	745	641	745	707	810		857
M7.0 x 1.00										
M8.0 x 1.25	743	879	743	886	743	927	784	924	784	
M9.0 x 1.25										
M10 x 1.50	927	1,150	928	1,050	928	1,300	985	1,420		1,440
M8.0 x 1.25	845						967			
M10 x 1.50	980						1,100	1,420		
M11 x 1.50										
M12 x 1.75	1,420	1,710					1,570	1,850		
M14 x 2.00	2,080	2,370					2,380			
M16 x 2.00	2,080	2,430					2,380	2,760		
M17 x 2.50										
M18 x 2.50	3,120						3,460			
M19 x 2.50										
M20 x 2.50	2,530	4,530					4,620	6,450		
M21 x 2.50										
M22 x 2.50	4,260						4,790	1,720		
M23 x 3.00										
M24 x 3.00	4,760	6,650					5,200	7,300		
M25 x 3.00										
M26 x 3.00										
M27 x 3.00	7,200	8,400					7,750	8,450		
M28.5 x 3.00										
M30 x 3.50	8,050	8,700					8,650			
M33 x 3.50										
M34 x 3.50										
M36 x 4.00										
M39 x 4.00										
M42 x 4.50										
M45 x 4.50										
M48 x 5.00							28,000			

HSS Ground Thread Hand Taps- Coarse Pitch

IS 6175- Part 1, 2 &amp; 3- 1992

[BACK TO CONTENT PAGE](#)

\* Please contact our team for prices

## M35 AND M42 HSS TAPS (METRIC COARSE)

SIZE	M35 TAPER	M35 PLUG	M35 BOTTOM	M35 S03	M35 S03 TIN	M42 BOTTOM	M42 S03	SPPT M35	SPPT M35 TIN	SPIRAL M35	SPIRAL M35 TIN
	PRICE(RS)/NO	PRICE(RS)/NO	PRICE(RS)/NO	PRICE(RS)/SET	PRICE(RS)/SET	PRICE(RS)/NO	PRICE(RS)/SET	PRICE(RS)/NO	PRICE(RS)/NO	PRICE(RS)/NO	PRICE(RS)/NO
M3.0 x 0.50	652	652	652	1,960	2,250	750	2,250	818			
M4.0 x 0.70	653	652	652	1,960	2,260	751	2,250		916		
M5.0 x 0.80	697	697	697	2,090	2,400	801	2,400	864	967		
M6.0 x 1.00	697	697	697	2,090	2,400	801	2,400		967	868	960
M8.0 x 1.25	837	837	837	2,520	2,940	964	2,890	998	1,141		1,094
M10 x 1.50	1,020	1,020	1,020	3,040	2,810	1,160	3,490		1,472	1,209	1,407
M12 x 1.75	*	1,590	*	4,770						1,920	
M14 x 2.00	*	*	*	6,950							3,248
M16 x 2.00	*	*	*	6,950			7,985			2,919	3,248
M18 x 2.50	*	*	*	10,400							
M20 x 2.50	*	*	*	13,400			15,425				6,130
M22 x 2.50	*	4,798	*	14,400							
M24 x 3.00	*	*	*	16,000			18,406				
M27 x 3.00	*	*	*	24,300							
M30 x 3.50	*	*	9,063	27,200							

## HSS LONG SHANK MACHINE TAPS

SIZE	STRAIGHT FLUTE			TYPE B	SPIRAL FLUTE	M35 BOTTOMING 6G
	TAPER	BOTTOM	BOTTOM TIN			
	PRICE(RS)/NO	PRICE(RS)/NO	PRICE(RS)/NO	PRICE(RS)/NO	PRICE(RS)/NO	PRICE(RS)/NO
M3.0 x 0.50	1,070	1,070		1,260		
M3.5 x 0.60						
M4.0 x 0.70	1,070	1,070		1,260		
M4.5 x 0.75						
M5.0 x 0.80	766	766	779	933		1,030
M6.0 x 1.00	818	818	865	996	1,030	1,100
M7.0 x 1.00		794				
M8.0 x 1.25	890	890	1,030	1,090	1,120	1,200
M9.0 x 1.25						
M10 x 1.50	1,140	1,140	1,360	1,360	1,390	1,540
M12 x 1.75	1,620	1,620	1,650	1,920	2,310	2,190
M14 x 2.00	2,350	2,350	2,710	2,780	3,060	
M16 x 2.00	2,350	2,350	2,700	2,780	3,060	
M18 x 2.50		3,450		4,070		
M20 x 2.50	4,250	4,250	4,890	5,000	5,200	
M22 x 2.50		4,750			5,200	
M24 x 3.00		5,150				
M25 x 3.00						
M27 x 3.00		7,400				
M30 x 3.50		8,550				
M33 x 3.50		10,000				

[BACK TO CONTENT PAGE](#)

\* Please contact our team for prices

## LEFT HAND TAPS (METRIC COARSE)

SIZE	STRAIGHT FLUTE			
	SECOND	S03	M42 4H S03	M42 4H SERIAL S03
	PRICE(RS)/NO	PRICE(RS)/SET	PRICE(RS)/SET	PRICE(RS)/SET
M3.0 x 0.50		1,820		
M3.5 x 0.60				2,838
M4.0 x 0.70		1,820		2,838
M4.5 x 0.75				
M5.0 x 0.80		1,940	3,309	3,541
M6.0 x 1.00	648	1,940		3,541
M8.0 x 1.25		2,330	3,979	
M10 x 1.50		2,820		
M12 x 1.75	1,472	4,420		
M14 x 2.00		2,150		
M16 x 2.00		6,450		
M18 x 2.50		9,750		
M20 x 2.50		12,400		
M22 x 2.50		13,300		
M24 x 3.00	4,950	14,800		
M25 x 3.00				
M27 x 3.00	7,500	22,500		
M30 x 3.50		25,200		

## HSS STRAIGHT FLUTE TAPS (METRIC FINE)

SIZE	STRAIGHT FLUTE							
	TAPER	SECOND	BOTTOM	S02	S03	M35 S02	M42 S02	SPIRAL FLUTE
	PRICE(RS)/NO	PRICE(RS)/NO	PRICE(RS)/NO	PRICE(RS)/SET	PRICE(RS)/SET	PRICE(RS)/SET	PRICE(RS)/SET	PRICE(RS)/NO
M3.0 x 0.25	*	*	697	*	*	*	*	
M3.5 x 0.35	*	*	*	*	*	*	*	
M4.0 x 0.50	723	723	723	1,450	2,170			
M4.5 x 0.50	*	*	673	*	*	*	*	
M5.0 x 0.50	723	723	723	1,450	2,170	1,910		
M5.5 x 0.50	*	*	*	*	2,170	*		
M6.0 x 0.50	*	*	*	1,550	*	*		
M6.0 x 0.75	723	723	723	1,450	2,170	1,910		
M7.0 x 0.75	815	815	815	1,630	2,440	*		
M8.0 x 0.75	815	815	815	1,630	2,440	2,200		
M8.0 x 1.00	738	738	738	1,480	2,440	1,990		
M9.0 x 1.00	913	913	913	1,830	2,740	*		
M10 x 0.50	*	*	*	2,080	*	*		
M10 x 0.75	829	829	829	1,660	2,490	*		
M10 x 1.00	829	829	829	1,660	2,490	2,240		1,133
M10 x 1.25	829	829	829	1,660	2,490	2,240		
M11 x 0.75	*	*	*		4,150	*		1,133
M11 x 1.00	*	*	*	2,770		*		
M12 x 0.75	*	*	*	2,770		*		
M12 x 1.00	1,380	1,380	1,380	2,770	4,150	3,740		
M12 x 1.25	1,380	1,380	1,380	2,770	4,150	3,741		

[BACK TO CONTENT PAGE](#)

\* Please contact our team for prices

## HSS STARIGHT FLUTE TAPS (METRIC FINE)

SIZE	STRAIGHT FLUTE							
	TAPER	SECOND	BOTTOM	S02	S03	M35 S02	M42 S02	SPIRAL FLUTE
	PRICE(RS)/NO	PRICE(RS)/NO	PRICE(RS)/NO	PRICE(RS)/SET	PRICE(RS)/SET	PRICE(RS)/SET	PRICE(RS)/SET	PRICE(RS)/NO
M12 x 1.50	1,380	1,380	1,380	2,770	3,710	3,735		1,769
M14 x 1.00	1,780	1,780	1,780	3,560	5,350	*		
M14 x 1.25	1,820	1,820	1,820	3,630	5,450	*		
M14 x 1.50	1,720	1,720	1,720	3,450	5,150	4,655		2,366
M15 x 0.75					5,860			
M15 x 1.00	*	*	*	*	5,350	*		
M16 x 0.75				3,553				
M16 x 1.00	1,780	1,780	1,780	3,550	5,350	4,800		
M16 x 1.25		1,770	1,770	3,550	5,300			
M16 x 1.50	1,730	1,730	1,730	3,450	5,200	4,660		
M17 x 1.00	*	*	3,240	*	9,750	*		
M18 x 0.75					10,700			
M18 x 1.00	*	3,240	3,240	6,500	*	8,750	10,056	
M18 x 1.25					10,700			
M18 x 1.50	2,960	2,960	2,960	5,900	*	*	9,175	
M18 x 2.00	3,240	3,240	3,240	6,500	9,750	*		
M19 x 1.00			3,743					
M20 x 1.00	*	3,740	3,740	7,500	*	10,100		
M20 x 1.50	3,740	3,740	3,740	7,500	11,200	10,100	11,606	4,931
M20 x 2.00	3,730	3,730	3,730	7,450	11,200	10,100		
M22 x 1.00	*	*	4,090	8,800	*	11,000		
M22 x 1.50	*	3,860	3,860	7,700	11,600	*		
M22 x 2.00	4,390	4,390	4,390	8,800	*	*		
M24 x 1.00	*	*	4,470	8,950	*	12,100		
M24 x 1.50	4,470	4,470	4,470	8,950	*	12,100	13,852	
M24 x 2.00	*	4,480	4,460	8,950	*	12,100	13,825	
M24 x 2.50				8,919				
M25 x 1.00	*	*	*	10,500	*	*		
M25 x 1.50	4,780	4,780	4,780	9,550	*	*	14,821	
M25 x 2.00	*	4,830	4,730	9,450	*	*		
M26 x 1.50	4,990	4,990	4,990	9,950	*	*		
M26 x 2.00	*	*	*	*	*	*		
M27 x 1.00	*	*	*	14,700	*	18,000		
M27 x 1.50	*	*	6,650	13,300	*	18,000		
M27 x 2.00	*	*	6,650	13,300	*	*		
M27 x 2.50				13,321				
M28 x 1.00	*	*	*	14,700	*	*		
M28 x 1.50	*	6,800	6,700	13,400	*	*		
M28 x 2.00	*	*	*	13,400	*	*	20,714	
M30 x 1.00	*	*	*	16,500	*	*		
M30 x 1.50	7,500	7,500	7,500	15,000	*	*		
M30 x 2.00	*	7,500	7,500	15,000	*	*	23,241	

[BACK TO CONTENT PAGE](#)

\* Please contact our team for prices

## HSS STARIGHT FLUTE TAPS (METRIC FINE)

SIZE	STRAIGHT FLUTE							
	TAPER	SECOND	BOTTOM	S02	S03	M35 S02	M42 S02	SPIRAL FLUTE
	PRICE(RS)/NO	PRICE(RS)/NO	PRICE(RS)/NO	PRICE(RS)/SET	PRICE(RS)/SET	PRICE(RS)/SET	PRICE(RS)/SET	PRICE(RS)/NO
M30 x 3.00	*	*	7,500	15,000	*	*		
M32 x 1.00				17,567				
M32 x 1.50	*	*	8,000	16,000	*	*		
M32 x 2.00	8,000	*	8,000	16,000	*	*		
M33 x 1.50	*	*	9,150	18,300	*	*		
M33 x 2.00	*	*	9,150	18,300	*	*		
M33 x 3.00	*	*	*	18,300	*	*		
M35 x 1.50	*	*	*	25,500	*	*		
M35 x 2.00				25,465				
M35 x 3.00	12,734	12,734		25,467				
M36 x 1.00				28,003				
M36 x 1.50	*	*	12,700	25,500	*	*	39,463	
M36 x 2.00	*	*	12,700	25,500	*	*		
M36 x 3.00	*	*	12,700	25,500	*	*		16,548
M38 x 1.00				34,899			49,177	
M38 x 1.50	*	*	*	31,700	*	*	49,177	
M38 x 2.00				31,726				
M39 x 1.50	*	*	15,900	31,700	*	*		
M39 x 2.00	*	*	*	31,700	*	*		
M39 x 3.00	*	*	15,900	31,700	*	*		
M40 x 1.00					52,890			
M40 x 1.50	*	*	17,600	33,300	*	*		
M40 x 2.00	*	*	*	35,300	*	*	54,656	
M42 x 1.50	*	*	17,600	35,300	*	*		
M42 x 2.00	*	*	*	35,300	*	*		
M42 x 3.00	17,600	*	*	35,300	*	*		
M42 x 4.00	*	*	15,600	*	*	*		
M44 x 1.00							75,765	
M45 x 1.50	*	*	*	48,900	*	*		
M45 x 2.00	*	*	*	48,900	*	*		
M45 x 3.00	*	*	*	48,900	*	*		
M48 x 1.50	*	*	*	47,500	*	*		
M48 x 2.00	*	*	*	47,500	*	*		
M48 x 3.00	*	*	23,700	47,500	*	*		
M48 x 4.00	*	*	*	47,500	*	*		
M50 x 1.50	*	*	*	56,100	*	*		
M50 x 2.00	*	*	*	56,100	*	*		
M50 x 3.00	*	*	*	56,100	*	*		
M51 x 3.00				63,283				
M52 x 1.50	*	*	*	63,300	*	*		
M52 x 2.00	*	*	*	63,300	*	*	98,089	
M52 x 3.00	*	*	*	63,300	*	*		
M52 x 4.00	*	*	*	63,300	*	*		

[BACK TO CONTENT PAGE](#)

\* Please contact our team for prices

## HSS STRAIGHT FLUTE TAPS (METRIC FINE)

SIZE	STRAIGHT FLUTE							
	TAPER	SECOND	BOTTOM	S02	S03	M35 S02	M42 S02	SPIRAL FLUTE
	PRICE(RS)/NO	PRICE(RS)/NO	PRICE(RS)/NO	PRICE(RS)/SET	PRICE(RS)/SET	PRICE(RS)/SET	PRICE(RS)/SET	PRICE(RS)/NO
M56 x 2.00	*	*	*	82,600	*	*	64,316	
M56 x 3.00	*	*	*	82,600	*	*		
M56 x 4.00	*	*	*	*	123,900	*		
M60 x 2.00							142,797	
M63 X 1.5				98,152				
M63 x 3.00				99,923				
M64 x 4.00	*	*	*	99,900	*	*		
M72 x 6.00	*	*	*	*	*	*		
M75 x 1.50	*	*	*	1,81,600	*	*		
M76 x 6.00	*	*	*	*	272,400	*		
M80 x 2.00	*	*	*	2,30,300	*	*	*	
M80 x 3.00	*	*	*	*	333,800	*	*	
M80 x 6.00	*	*	*	*	329,000	*	*	
M82 x 2.00	*	*	*	2,84,400	*	*	*	
M85 x 2.00	*	*	*	2,84,400	*	*	*	
M90 x 2.00	*	*	*	3,92,200	*	*	*	
M95 x 2.00	*	*	*	4,47,000	*	*	*	
M100 x 2.00	*	*	*	5,52,300	*	*	*	
M110 X 2.0				5,74,858				
M120 X 2.0				6,32,344				

## LEFT HAND HSS STRAIGHT FLUTE TAPS (METRIC FINE)

SIZE	STRAIGHT FLUTE				
	TAPER	SECOND	BOTTOM	S02	M35 SPIRAL FLUTE TIN COATED
	PRICE(RS)/NO	PRICE(RS)/NO	PRICE(RS)/NO	PRICE(RS)/SET	PRICE(RS)/NO
M10 x 1.25				2,077	
M12 x 1.25			1,730		
M12 x 1.50					3,462
M14 x 1.50			2,150		
M16 x 1.50			2,160		3,710
M16 x 1.50			2,160	4,313	
M18 x 1.50			3,700		4,140
M20 x 1.50			4,680		
M24 x 1.50			5,600		

[BACK TO CONTENT PAGE](#)

\* Please contact our team for prices

## HSS MACHINE TAPS (METRIC FINE)

SIZE	STRAIGHT FLUTE			
	TAPER	SECOND	BOTTOM	SPIRAL POINT
	PRICE (RS)/NO	PRICE (RS)/NO	PRICE (RS)/NO	PRICE (RS)/NO
M8 x 1.00	*	*	983	*
M10 x 1.00	*	*	1,230	*
M10 x 1.25	*	*	1,230	*
M12 x 1.25	*	*	1,770	*
M12 x 1.50	*	*	1,770	*
M14 x 1.50	*	*	2,190	*
M16 x 1.50	*	*	2,190	*
M18 x 1.50	*	*	3,690	*
M20 x 1.50	*	*	4,820	*
M24 x 1.50	*	*	5,600	*
M24 x 1.50	*	*	5,600	*
M36 x 3.00	*	*	16,400	*

## HSS TAPS- BSW

SIZE	TAPER	PLUG	BOTTOM	S03	SERIAL S03	SPIRAL POINT	SPIRAL FLUTE
	PRICE (RS)/NO	PRICE (RS)/NO	PRICE (RS)/NO	PRICE (RS)/NO	PRICE (RS)/NO	PRICE (RS)/NO	PRICE (RS)/NO
1/16 " x 40	*	*	*	1,520	*	*	*
1/8 " x 40	505	505	505	1,520	*	*	715
5/32 " x 32	505	505	505	1,520	*	*	*
3/16 " x 24	505	505	505	1,520	*	635	*
7/32 " x 24	*	*	*	1,530	*	*	*
1/4 " x 20	529	529	529	1,590	1,650	645	754
9/32 " x 26	*	*	*	1,780	*	*	*
5/16 " x 18	593	593	593	1,780	*	635	792
3/8 " x 16	723	723	723	2,170	2,280	890	972
7/16 " x 14	*	932	932	2,790	*	1,135	*
1/2 " x 12	1,180	1,180	1,180	3,550	3,720	1,380	1,560
9/16 " x 12	*	*	1,720	5,150	*	*	*
5/8 " x 11	1,720	1,720	1,720	5,150	5,350	2,080	2,400
11/16 " x 11	*	*	*	7,550	*	*	*
3/4 " x 10	2,620	2,620	2,620	7,850	8,250	*	*
13/16 " x 10	*	*	*	7,450	*	*	*
7/8 " x 9	3,620	3,620	3,620	10,900	*	*	*
15/16 " x 9	*	*	*	12,500	*	*	*
1 " x 8	4,540	4,540	4,540	13,600	14,300	*	*
1.1/8 " x 7	*	*	6,100	18,300	*	*	*
1.1/4 " x 7	*	*	7,350	22,000	*	*	*
1.3/8 " x 6	*	*	*	28,400	*	*	*
1.1/2 " x 6	*	*	11,400	34,200	35,900	*	*
1.5/8 " x 5	*	*	*	39,900	*	*	*
1.3/4 " x 5	*	*	*	46,700	*	*	*
1.7/8 " x 4.5	*	*	*	56,500	*	*	*
2 " x 4.5	*	*	*	73,700	*	*	*
2.1/4 " x 4	*	*	*	1,01,500	*	*	*
2.1/2 " x 4	42,990	*	*	1,29,000	*	*	*
2.3/4 " x 3.5	*	*	*	2,07,900	*	*	*
3 " x 3.5	*	*	*	2,18,200	*	*	*

[BACK TO CONTENT PAGE](#)

\* Please contact our team for prices

## HSS TAPS (BSF)

SIZE	S03	BOTTOM
	PRICE (RS)/NO	PRICE (RS)/NO
3/16 " x 32	1,520	505
7/32 " x 28	1,530	*
1/4 " x 26	1,590	526
9/32 " x 26	*	*
5/16 " x 22	1,780	594
3/8 " x 20	2,170	722
7/16 " x 18	2,790	932
1/2 " x 16	3,550	1,180
9/16 " x 16	5,150	*
5/8 " x 14	5,150	1,720
11/16 " x 14	7,550	*
3/4 " x 12	7,850	2,620
13/16 " x 12	*	*
7/8 " x 11	10,900	*
-	-	-
1 " x 10	13,600	4,540
1.1/8 " x 9	18,300	*
1.1/4 " x 9	22,000	*
1.3/8 " x 8	28,400	*
1.1/2 " x 8	34,200	11,400
1.5/8 " x 8	39,900	*
1.3/4 " x 7	46,700	*
-	-	-
2 " x 7	73,700	*
2.1/4 " x 6	101,500	*
2.1/2 " x 6	129,000	*
2.3/4 " x 6	207,900	*

## HSS TAPS (BA)

SIZE	S03
	PRICE (RS)/NO
0 x 25.4	1,870
1 x 28.2	1,870
2 x 31.4	1,660
3 x 34.8	1,660
4 x 38.5	1,650
5 x 43	1,660
6 x 47.9	1,820
8 x 59.1	3,070
10 x 72.6	3,631

[BACK TO CONTENT PAGE](#)

\* Please contact our team for prices

## HSS TAPS (UNC)

SIZE	S03	TAPER	PLUG	BOTTOM	TIN COATED SPIRAL FLUTE
	PRICE (RS)/SET	PRICE (RS)/NO	PRICE (RS)/NO	PRICE (RS)/NO	PRICE (RS)/NO
No.2 x 56	2,500	*	*	834	*
No.4 x 40	1,700	*	*	568	*
No.5 x 40	1,700	*	*	568	
No.6 x 32	1,700	*	*	568	
No.8 x 32	1,700	*	*	568	
No.10 x 24	1,700	*	*	568	
No.12 x 24	2,100	*	701	701	
1/8"X40	1,511	*	*	*	
3/16"X24	1,511	505	*	505	
1/4 " x 20	1,570	525	525	525	902
5/16 " x 18	1,780	594	*	594	1,020
3/8 " x 16	2,170	723	723	723	1,270
7/16 " x 14	2,790	*	*	932	*
1/2 " x 13	3,550	1,180	1,180	1,180	1,920
9/16 " x 12	5,150	*	*	1,720	*
5/8 " x 11	5,150	1,720	1,720	1,720	2,756
11/16"X11	7,191	*	*	*	*
3/4 " x 10	7,850	*	*	2,620	*
7/8 " x 9	10,900	*	3,620	3,620	*
1 " x 8	13,600	4,540	4,540	4,540	
1.1/8 " x 7	18,300	*	6,100	6,100	
1.1/4 " x 7	22,000	*	7,350	7,350	
1.3/8 " x 6	28,400	*	*	9,450	
1.1/2 " x 6	34,200	*	*	11,400	
1.5/8 " x 6	39,900	*	*	*	
1.3/4 " x 5	46,700	*	*	*	
1.7/8"X5	56,487	*	*	*	
2 " x 4.5	73,700	*	*	24,600	
2.1/4 " x 4.5	1,01,500	*	*	*	
2.1/2 " x 4	1,29,000	*	*	43,000	
2.3/4 " x 4	2,07,900	*	*	*	
3 " x 4	2,18,200	*	*	*	

BS 949

## HSS TAPS (UNF)

SIZE	S03	TAPER	PLUG	BOTTOM
	PRICE (RS)/SET	PRICE (RS)/NO	PRICE (RS)/NO	PRICE (RS)/NO
NO.0X80	3,552			
No.6 x 40	1,700	*	*	568
No.8 x 40	*	*	*	*
No.10 x 32	1,700	*	*	568
No.12 x 32	*	*	*	*
1/8"X44	1,511	*	*	*
3/16"X32	1,516	*	*	*
1/4 inch x 28	1,570	525	525	525
5/16 inch x 24	1,780	*	594	594
3/8 inch x 24	2,170	723	723	723
7/16 inch x 20	2,790	932	932	932
1/2 inch x 20	3,550	1,180	1,180	1,180
9/16 inch x 18	5,150	*	*	1,720
5/8 inch x 18	5,150	1,720	1,720	1,720
3/4 inch x 16	7,850	2,620	2,620	2,620
7/8 inch x 14	10,900	3,620	*	3,620
1 inch x 12	13,600	4,540	*	4,540
1.1/8 inch x 12	18,300	6,100	*	6,100
1.1/4 inch x 12	22,000	7,350	*	*
1.3/8 inch x 12	28,400	*	*	9,450
1.1/2 inch x 12	34,200	*	*	*
1.5/8 inch x 12	39,900	*	*	*

## HSS PIPE TAPS

SIZE	HSS BSP(P) G			HSS BSPT RP		HSS BSPT RC		
	TAPER	BOTTOM	S02	BOTTOM	S02	TAPER	BOTTOM	S02
	PRICE(RS)/NO	PRICE(RS)/NO	PRICE (RS)/SET	PRICE(RS)/NO	PRICE (RS)/SET	PRICE(RS)/NO	PRICE(RS)/NO	PRICE (RS)/SET
1/16" x 28								781
1/8 " x 28	781	781	1,560	781	2,280	1,140	1,140	2,280
1/4 " x 19	1,220	1,220	2,430	1,220	2,430	1,990	1,990	3,970
3/8 " x 19	1,830	1,830	3,660	1,830	5,100	2,550	2,550	5,100
1/2 " x 14	2,670	2,670	5,350	2,670	7,650	3,820	3,820	7,650
5/8 " x 14	*	3,030	6,050	4,330	8,650	4,330	4,330	8,650
3/4 " x 14	3,990	3,990	7,950	5,650	11,300	5,650	5,650	11,300
7/8 " x 14	5,050	5,050	10,100	7,200	*	-	-	-
1 " x 11	6,300	6,300	12,600	6,300	12,600	*	8,800	17,600
1.1/4 " x 11	9,700	9,700	19,400	*	*	-	-	-
1.1/2 " x 11	*	12,100	24,200	*	24,200	*	15,400	30,800
1.3/4 " x 11	*	15,200	30,300	*	38,500	*	*	38,500
2 " x 11	*	22,100	44,200	28,200	56,400	*	*	56,400
2.1/4 " x 11	*	*	75,500					
2.1/2 " x 11	*	*	1,07,700					
2.3/4 " x 11	*	*	1,12,800					
3 " x 11	*	*	1,36,400					
3.1/2 " x 11	*	*	1,79,300					

BS 949

[BACK TO CONTENT PAGE](#)

\* Please contact our team for prices

## HSS TAPS (NPT)

SIZE	TAPER	BOTTOM	S02	S02 M35	S02 M35 TIN
	PRICE(RS)/NO	PRICE(RS)/NO	PRICE(RS)/SET	PRICE(RS)/SET	PRICE(RS)/SET
1/16 " x 27	*	*	1,560		
1/8 " x 27	1,170	1,170	2,330	3,150	3,892
1/4 " x 18	*	2,040	4,080	5,500	6,254
3/8 " x 18	2,590	2,590	5,200	7,000	
1/2 " x 14	3,900	3,900	7,800	10,500	11,274
5/8"X14			8,773		
3/4 " x 14	5,800	5,800	11,600	15,600	16,343
7/8 " x 14			14,671		
1 " x 11.5	*	9,000	18,000	24,400	25,104
1.1/4 " x 11.5	*	12,900	25,800	34,800	
1.1/2 " x 11.5	*	16,000	32,000	43,200	
2 " x 11.5	28,900	28,900	57,800	*	*
2.1/2" x 8	*	*	68,200	*	*
3 " x 8	*	*	214,200	*	*
3.1/2 " x 8	*	*	286,000	*	*

## HSS UN TAPS

SIZE	S03	BOTTOM	S02	SIZE	S03	BOTTOM	S02
	PRICE (RS/SET)	PRICE (RS/NO)	PRICE (RS/SET)		PRICE (RS/SET)	PRICE (RS/NO)	PRICE (RS/SET)
1" x 12			10,133	1.3/4" x 12	*	*	31,200
1" x 14	15,200	*	*	1.7/8" x 8	*	18,800	37,700
1.1/16 " x 12	*	7,050	*	1.7/8" x 12	*	*	37,700
1.1/8" x 8	18,300	6,100	12,200	2 " x 8	*	24,600	49,100
1.1/4" x 8	22,000	7,350	14,700	2 " x 12	*	*	49,100
1.5/16 " x 12	*	11,600	*	2.1/4 " x 8	*	*	67,600
1.3/8" x 8	28,400	*	18,900	2.1/4 " x 12	*	*	67,600
1.1/2" x 8	34,200	11,400	*	2.1/2 " x 8	*	*	86,000
1.5/8" x 8	*	*	26,600	2.1/2 " x 12	*	43,000	86,000
1.3/4" x 8	*	*	31,200				

BS 949

## HSS-E (8%CO) NIB TAPS WITH ALCRN COATING TO MIRANDA STANDARD

SIZE	PRICE (RS/NO)
M6 x 1.00 mm	1,590
M8 x 1.25 mm	2,180
M6X1.0 NIB TAP 3FL M42 T/L 26.5MM	1,590
M8X1.25 NIB TAP 5FL M42 7H	2,180

[BACK TO CONTENT PAGE](#)

\* Please contact our team for prices

## HSS HELICOIL TAPS - METRIC COARSE

SIZE	TAPER	PLUG	BOTTOM	S03
	PRICE(RS)/NO	PRICE(RS)/NO	PRICE(RS)/NO	PRICE(RS)/SET
M3 x 0.50	484	484	484	
M4 x 0.70	515	515	515	1,540
M5 x 0.80	617	617	617	1,850
M6 x 1.00	617	617	617	1,850
M7x 1.00	*	*	700	*
M8 x 1.25	751	751	751	2,250
M10 x 1.50	1,180	1,180	1,180	3,530
M12 x 1.75	1,720	1,720	1,720	5,150
M14 x 2.00	*	*	2,600	*
M16 x 2.00	*	2,600	2,600	7,800
M20 x 2.50	3,550	3,550	3,550	10,700
M24 x 3.00	*	*	*	*

## DIN STANDARD TAPS

STANDARD	SIZE	BOTTOM TIN	SPPT M35	SPPT M35 TIN
		PRICE (RS)	PRICE (RS)	PRICE (RS)
DIN 371	M4.0 x 0.70		944	
	M5.0 x 0.80			1,099
	M6.0 x 1.00	741		1,099
	M8.0 x 1.25	911		
	M10 x 1.50	1,150		
DIN 376	M12 x 1.75	1,740		
	M14 x 2.00	2,460		
	M16 x 2.00	2,460		
	M18 x 2.50	3,690		
	M20 x 2.50	4,550		
	M24 x 3.00	5,400		

## CUSTOMISED HSS TAPS

LEFT HAND TAPS		LEFT HAND TAPS	
PRODUCT DESCRIPTION	PRICE (RS)/NO	PRODUCT DESCRIPTION	PRICE (RS)/NO
M3.5X0.6 LH S03 4H	1,816	M20X1.5 SPPT T/L 90 OAL 190 LH 7H TIN	7,315
M6X1.0 BOTTOM LH	648	M22X1.5 SPPT T/L 90 OAL 190 LH 7H TIN	8,280
M16X2.0 BOTTOM LH	2,146	M24X1.5 SPPT T/L 90 OAL 190 LH 7H TIN	8,929
M20X1.5 BOTTOM LH	4,678	M30X1.5 SPPT T/L 90 OAL 190 7H LH TIN	14,588
3/8"X16 BSW S03 LH	2,715	M33X1.5 SPPT T/L 90 OAL 190 LH 7H TIN	20,589
3/4"X14 BSP S02 LH	9,959	M40X1.5 SPPT T/L 50 OAL 190 LH 7H TIN	24,871
2"X11 BSP S02(LH)	55,296	M38X1.5 SPPT T/L 40 OAL 190MM 7H LH TIN	20,321
M4X0.7 BTM LH	606	1 1/8"X7 UNC SEC TH/L 75 LH A/P DRG	9,178
M5X0.8,BTM,LH	648	1 1/4"X7 UNC SECOND LH	9,177
M14X1.50 BOT LH	2,155	M12X1.75 BTM LH	1,472
M16X1.5 BOTTOM LH 5H6H TIN	2,668	M16X2.0 BTM LH	2,146
M18X1.5 LH BTM	3,698	M18X1.5 BOTTOM 6G LH	3,699
M24X1.5 LH BTM	5,586	M12X1.5 S02 LH	3,462
M24X2.0 SET LH	11,147	M3.5X0.6 4H LH SERIAL S03 M35	2,317
M14X1.5 TYPE 'C' LH	2,743	M10X1.25 LH TYPE "C" 6G	1,968
M16X1.5 TYPE "C" 3FL LH	2,743	M24X3.0 SPPT SPRL15DEG M35 LH6G OL160 BT	9,785
M18X1.50 TYPE "C" LH	4,617	M27X3.0 SPPT SPRL15DEG M35 LH6G OL170 BT	14,520
M20X1.5 TYPE "C" 3FL LH	6,025	M30X3.5 SPPT SPRL15DEG M35 LH6G OL180 BT	14,475
M24X1.5 TYPE "C" 3FL LH	6,978	M27X2.0 SPPT SPRL15DEG M35 LH6G OL160 BT	15,034
M20X1.5 SPPT T/L 90 OAL 190 LH 7H BT	8,040	M36X3.0 SPPT SPRL15DEG M35 LH6G OL200 BT	29,492
M38X1.5 SECOND T/L 90 OAL 190MM LH 7HTIN	21,008	M18X1.5 SPIRAL T/L 29MM OAL 104MM LH	6,518
M27X3.0 SECOND OAL 180MM LH 7H	9,313	M3.5X0.6 4H (LH) NUT TAP M35	1,576
M24X3.0 SPL TAP BTM LH OAL 180 MM TIN	6,884	M8X1.25 3FL S03 LH M42 4H6H T/L 30 OAL 6	3,545
M27X3.0 SPL TAP BTM LH OAL 180 MM TIN	10,615	M20X1.5 LH S02 M42	13,478
M38X1.5 SPPT T/L 90 OAL 190 LH 7H TIN	21,847	M32X2.0 LH S02 M42	28,749
M18X1.5 SPPT T/L 90 OAL 190 LH 7H TIN	6,050		

## CUSTOMISED HSS TAPS

UNC TAPS		UNC TAPS	
PRODUCT DESCRIPTION	PRICE (RS)/NO	PRODUCT DESCRIPTION	PRICE (RS)/NO
5/16"X18 UNC BOTTOM GH1 CI	594	1/2"X13 UNC 4FL BTM #11.489(2B) +0.4	2,164
1/4"X20 UNC SECOND TIN	649	5/8"X11 UNC TOLERANCE +0.015 OVER SIZE	2,345
3/8"X16 UNC BOTTOM 3FL 2BX (MF311088022)	722	3/4"X10 UNC BOTTOM GH1 CI	2,618
3/8"X16 UNC BOTTOM GH1 CI	722	5/8"X11 UNC 4FL BTM # 11.438(2B) +0.4	3,138
1/4"X20 UNC SPIRAL 3FL	754	3/4"X10 UNC BTM T/L 50MM & OAL 150MM BT	3,365
N010X24 UNC SECOND M35	766	1/2"X13 UNC SERIAL S03	3,730
5/16"X18 UNC SECOND TIN	770	3/4"X10 UNC 4FL BTM 2BX M35 TIN	4,466
N012X24 UNC SECOND TIN	867	3/4"X10 UNC TOLERANCE +0.015 OVER SIZE	4,487
3/8"x16 UNC BTM CI M35	1,005	7/8"x9 UNC T/L 70MM BTM TIN	5,224
1/2"X12 UNC TAPER	1,184	7/8"X11 UNC SPIRAL TIN	5,402
1/2"X13 UNC BOTTOM GH1 CI	1,184	5/8"X11 UNC SERIAL S03	5,434
1/2"X13 UNC BTM TIN	1,473	3/4"x10 UNC 35 DEG SPIRAL M35 1B	5,609
3/8"x16 UNC BTM CI OAL 100MM M35	1,540	1 1/8"X7 UNC SEC TH/L 75 A/P DRG	7,343
1/2"x13 UNC TOLERANCE +0.015 OVER SIZE	1,665	3/4"x10 UNC SERIAL S03	8,247
5/8"X11 UNC BOTTOM 3B TIN	2,061	1 7/8"X8 UNC S02	37,643

[BACK TO CONTENT PAGE](#)

\* Please contact our team for prices

## CUSTOMISED HSS TAPS

UNF TAPS	
PRODUCT DESCRIPTION	PRICE (RS)/NO
N010X32 UNF SECOND	568
1/4"X28 UNF BOTTOM TIN	625
3/8"X24 UNF BTM	723
1/4"X28 UNF BTM M35 TIN CI	877
3/8"X24 UNF SPIRAL 3FL	972
7/16"X20 UNF SECOND RETAPPING	1,023
N010X32 UNF SLOW SPIRAL M35 TIN CI	1,109
7/16"X20 UNF BTM CI TIN	1,224

UNF TAPS	
PRODUCT DESCRIPTION	PRICE (RS)/NO
3/8"X24 UNF SECOND M35 TIN	1,246
7/16"X20 UNF BTM M35 TIN	1,657
7/16"X20 UNF 3FL SPIRAL M35 TIN	2,027
3/4"X20 UNF, BTM	2,878
7/16"X20 UNF M35 ALCRONA DRG.NO.Ch01	4,598
3/4"X16 UNF SPPT 6FL FULL HSSETIN	5,405
1 1/8"X12 UNF BOTTOM TIN	6,717
1 5/8"X12 UNF BTM TIN	14,391

## CUSTOMISED HSS TAPS

HELICOIL	
PRODUCT DESCRIPTION	PRICE (RS)/NO
M8X1.0 ROUGHER HELICOIL	791
M10X1.25 SECOND HELICOIL	1,258
M10X1.25 BOTTOM HELICOIL	1,258
M10X1.0 HELICOIL ROUGHER	1,296

HELICOIL	
PRODUCT DESCRIPTION	PRICE (RS)/NO
M10X1.0 HELICOIL FINISHER	1,296
M12X1.5 BOTTOM HELICOIL	1,924
M10X1.25 HELICOIL S03 M42 T/L 20 OAL76MM	5,830

## CUSTOMISED HSS TAPS

BSW	
PRODUCT DESCRIPTION	PRICE (RS)/NO
1/4"x20 BSW TYPE"C"	744
5/16"X18 BSW TYPE"C"	761
3/8"X16 BSW TYPE "C"	943
3/16"X24 BSW SPIRAL M35 TIN 6HX	1,040
1/4"X20 BSW SPIRAL M35 TIN 6HX	1,132

BSW	
PRODUCT DESCRIPTION	PRICE (RS)/NO
7/16" X 14 BSW SPIRAL M35	1,738
1/2"X12 BSW SPIRAL 3FL M35 TIN	2,240
5/8"X11BSW SPIRAL 3FL TIN	2,756
3/4"X10 BSW SPIRAL 3FL	3,487
1"X14 BSW SPIRAL	5,755

## CUSTOMISED HSS TAPS

BSP	
PRODUCT DESCRIPTION	PRICE (RS)/NO
1/4"X19 BSP TAPER	1,216
1/4"X19 BSP TYPE "C" DIN 5156	1,504
1/4"X19 BSP OAL 200 A/P DRG NO.S23J08002	1,580
1/4"X19 BSPT BTM T/L 19 OAL 67MM	2,182
3/8"X19 BSP BTM RG	1,827
1/2"X14 BSP TAPER RG	2,668

BSP	
PRODUCT DESCRIPTION	PRICE (RS)/NO
1/2"X14 BSP OAL250 DRG NO S23J08004	4,029
3/4"X14 BSPT BOTTOM T/L 30MM	5,660
3/4"X14 BSP 5FL SPPT M35 TIN	7,675
1"X11 BSP TYPE"C" OAL 160MM	6,912
1"X11BSP,OAL250 A/P DRG NO.S23J08006	9,444
1 1/4"X11 BSP TYPE"C" OAL 160MM	10,661

[BACK TO CONTENT PAGE](#)

## CUSTOMISED HSS TAPS

TYPE B TAPS	
PRODUCT DESCRIPTION	PRICE (RS)/NO
M6X1.0 TYPE "B" TIN	1,140
M6X1.0 TYPE "B" 6G TIN	1,159
M8X1.25 TYPE "B" 6G TIN	1,331
M6X1.0 TYPE "B" M35	1,345
M8X1.25 TYPE "B" 3FL M35 TIN	1,148
M10X1.25 LS TYPE "B" 3FL	1,371

TYPE B TAPS	
PRODUCT DESCRIPTION	PRICE (RS)/NO
M10X1.5 TYPE "B" 6G TIN	1,685
M10X1.25 LS TYPE "B" M35 TIN	2,167
M12X1.75 TYPE "B" 4FL	1,915
M48X5.0 TYPE "B"	32,569
M48X5.0 TYPE "B" M35 OAL 300MM	50,565

## CUSTOMISED HSS TAPS

TYPE C TAPS	
PRODUCT DESCRIPTION	PRICE (RS)/NO
M5X0.8 TYPE "C" 6G	766
M5X0.8 TYPE "C" BLUE TEMP.	771
M6X1.0 TYPE "C" 6G	818
M6X1.0 TYPE "C" FEMALE CENTRE	818
M6X1.0 TYPE "C" BLUE TEMPERING	834
M6X1.0 TYPE "C" 6G TIN	865
M8X1.25 TYPE "C" RETAPPING	890
M8X1.25 TYPE "C" 6G	890
M8X1.25 TYPE "C" 6G RETAPPING TIN	1,040
M8X1.25 TYPE "C" M35	1,508
M10X1.25 TYPE "C" 4H 3FL	1,054
M10.3X1.5 TYPE "C" OAL 125MM	1,207
M10X1.25 TYPE "C" BT	1,239
M10X1.25 TYPE "C" 6G M35	1,661
M10X1.5 TYPE "A" OAL 150MM 6H	1,368
M10X1.5 TYPE "C" OAL 150MM 6H	1,368
M10X1.5 SPIRAL TYPE "C" M35	1,883
M12.3X1.75 TYPE "C" OAL 125MM	1,713

TYPE C TAPS	
PRODUCT DESCRIPTION	PRICE (RS)/NO
M12X1.25 TYPE "C" 4FL 6HX SG	1,773
M12X1.5 TYPE "C" 4FL CI	1,949
M12X1.25 LS TYPE "C" 4FL	2,031
M12X1.25 L.S.TYPE "C"-L.H.	2,213
M14X1.5 TYPE "C" 4FL CI	2,413
M14X1.5 LS TYPE "C" 4FL	2,451
M14X1.5 TYPE "C" 6HX TIN	2,566
M16X2.0 TYPE "C" 3FL 6HX (MF311088038)	2,350
M20X2.5 TYPE "C" OAL 275MM 6H	5,100
M20X1.5 TYPE "C" 4FL CI	5,301
M30X2.0 TYPE "C" 7H M42	11,047
M33X1.5 TYPE "C" 5H6H	10,512
M42X3.0 LS S02 (TYPE A & TYPE C)TIN	48,005
M48X3.0 LS S02 (TYPE "A" & TYPE "C")	59,714
M48 X 5.00 TYPE "C"	27,141
M48X5.0 TYPE "A" M35 OAL 300MM	43,970
M48X5.0 TYPE "C" M35 OAL 300MM	43,970
M52X4 SPIRAL TYPE "C" TIN	41,058

## CUSTOMISED HSS TAPS

SECOND TAPS	
PRODUCT DESCRIPTION	PRICE (RS)/NO
M4X0.7 P-3 SECOND M42	839
M5X0.8 P-3 SECOND M42	898
M6X1.0 LS SECOND 6H	876
M6X1.0 P-3 SECOND M42	898
N04 BA SECOND	553
5/16"X22 BSF SECOND	594
M8X1.25 SECOND MALE TIN	624
M8X1.25 SECOND RETAPPING BT 4H	624
M8X1.25 SECOND MALE RETAPPING BT	624
M8x1.25 SECOND MC1 HSSE	838
M8X1.0 SECOND BT	659
M8X1.25 LS SECOND	890
3/8"X20 BSF SECOND	723

SECOND TAPS	
PRODUCT DESCRIPTION	PRICE (RS)/NO
M10X1.25 SECOND BT	694
M10X1.25 SECOND 4H BT	#N/A
M12X1.25 SECOND 4H	1,385
M16X2.0 SECOND TIN 6H	2,230
M16X1.5 SECOND TIN 6H	2,241
M16X1.5 SECOND (M/D 16.12 TO 16.15)	2,640
M16X2.0 M42 SECOND	2,661
M20X1.5 SECOND 6G	3,343
M22X2.5 SECOND M35 7H	4,285
M27X3.0 SECOND OAL 180MM 7H	7,759
1 1/2"X8 BSF SECOND	11,385
M38X1.5 SECOND T/L 90 OAL 190MM 7H TIN	17,194

[BACK TO CONTENT PAGE](#)

\* Please contact our team for prices

## CUSTOMISED HSS TAPS

SPPT TAPS	
PRODUCT DESCRIPTION	PRICE (RS)/NO
M2.5X0.45 SPPT 3FL	943
M3.5X0.6 SPPT DIN371 6GX F/C TIN M35	1,088
M4X0.7 SPPT 3FLT 6GX M35 TIN	1,033
M5X0.8 SPPT 4H	641
M5X0.8 SPPT 3FL M42	889
M5X0.80 SPPT 6G M35 TIN	952
M5X0.8 SPPT 3FL M42 TIN	983
M5X0.8 SPPT 3FL 7G TIN M35	1,090
M5X0.5 6H+0.040 SPPT M35 TIN	1,255
M6X1.0 SPPT 3FL 4H	641
M6X1.0 SPPT 3FL 7G TIN M35	1,090
M6X1.0 SPPT M35 6GX TIN P-3	1,132
M8X1.25 SPPT 3FL F/C	743
M8X1.25 SPPT 3FL MALE	743
M8X1.0 SPPT TIN MALE CENTRE	1,051
M8X1.25 SPPT 6G 3FL TIN M35	1,141
M8X1.0 SPPT 6G M35 TIN P-3	1,469
N06 BA SPPT M35	912
M10X1.5 SPPT 3FL F/C	928
M10X1.0 SPPT 3FL	1,018
M10X1.25 SPPT 3FL	1,018
M10X1.5 SPPT 3FL 6G TIN MALE	1,311
M10X1.25 SPPT MALE CENTRE 3FL TIN	1,377
M12X1.25 SPPT 3FL	1,566
M12X1.5 SPPT 3FL	1,566
M12X1.25 SPPT TIN	1,796
M12X1.75 MALE CENTRE SPPT 3FL	1,421
M12X1.25 4FL SPPT 7G M35 TIN	2,615
M12X1.5 T/L 18MM SPPT 6HX M42	2,770

SPPT TAPS	
PRODUCT DESCRIPTION	PRICE (RS)/NO
M12X1.5 SPPT 6G MA2 HSSE	2,820
M16X1.5 SPPT 3FL	2,119
M16X1.5 SPPT M35 6G TIN	3,258
M18X1.5 SPPT T/L 90 OAL 190 7H TIN	4,827
M18X1.5 SPPT M35 DIN374 TIN	4,985
M20X2.5 SPPT 4FL	3,977
M20X2.5 SPPT 4FL M35 TIN	5,553
M20X1.5 SPPT T/L 90 OAL 190 7H TIN	5,718
M20X2.5 SPPT M42	6,166
M20X1.5 SPPT M35 TIN	6,281
M20X1.5 SPPT T/L 90 OAL 190 7H BT	6,641
M20X1.5 LS 'B' SPPT 4FLT TIN M35	8,196
M22X1.5 SPPT T/L 90 OAL 190 7H TIN	6,761
M20X1.5 SPPT 6FL FULL HSSE TIN	7,058
M24X1.5 SPPT T/L 90 OAL 190 7H TIN	7,246
M24X2.0 SPPT 4FL 4H	4,260
M24X3.0 SPPT SPRL15DEG M35 6G OL160 BT	7,964
M24X1.5 SPPT 6FL FULL HSSE TIN	8,355
M27X3.0 SPPT SPRL15DEG M35 6G OL170 BT	11,806
M30X3.5 SPPT SPRL15DEG M35 6G OL180 BT	11,766
M30X1.5 SPPT OAL 190 (Zero B/Taper) TIN	13,026
M30X1.5 SPPT OAL 190 TIN 7H RH	13,026
M30X1.5 SPPT T/L 90 OAL 190MM 7H BT	13,437
M30X3.0 SPPT SPRL15DEG M35 6G OL180 BT	13,698
M36X3.0 SPPT SPRL15DEG M35 6G OL200 BT	23,947
M38X1.5 SPPT T/L 40 OAL 190MM 7H TIN	16,994
M38X1.5 SPPT T/L 90 OAL 190 7H TIN	17,882
M40X1.5 SPPT T/L 50 OAL 190 7H TIN	19,896
M40X2.0 SPPT 6FL M35 TIN FULL HSSE	32,820

## CUSTOMISED HSS TAPS

NUT TAPS	
PRODUCT DESCRIPTION	PRICE (RS)/NO
M5X0.8 NUT TAP 3FL M35	1,441
M4X0.7 NUT TAP 3FL M42	1,653
M30X3.5 NUT TAP OAL 210MM T/L 90 M35 TIN	21,592
M33X3.5 NUT TAP OAL 210MM T/L 90 M35 TIN	23,740

NUT TAPS	
PRODUCT DESCRIPTION	PRICE (RS)/NO
M42X4.5 NUT TAP OAL 210MM T/L 90 M35 TIN	28,597
M45X4.5 NUT TAP OAL 210MM T/L 90 M35 TIN	34,202
M52X5.0 NUT TAP OAL 210MM T/L 90 M35 TIN	64,199

[BACK TO CONTENT PAGE](#)

\* Please contact our team for prices

## CUSTOMISED HSS TAPS

SPIRAL FLUTE TAPS	
PRODUCT DESCRIPTION	PRICE (RS)/NO
M6X1.0 DIN371 SPIRAL M35 TIN	1,148
M8X1.25 DIN376 15°SLOW SPIRAL M35 TIALN	1,848
M9X1.25 SPIRAL M35 TIALN	1,296
M10X1.25 SPIRAL 3FL 6G	1,133
M10X1.25 SPIRAL 6G TIN	1,694
M10X1.25 SPIRAL 6GX M35 TIN	1,713
M12X1.75 LS SPIRAL TIN	2,416
M12X1.0 SPIRAL 3FL TIN M35	2,856
M12X1.25 4FL SPIRAL M35 TIN	3,522
Miranda Standard HSS-E (8%Co) MF Spiral Flute Tap for General Purpose, TiCN Coated, M12 x 1.25 mm	4,780
Miranda Standard HSS-E (5%Co)M12X1.5 15DEG SPRL OAL115MM, TiN Coated M12 x 1.50 mm	3,140
Miranda Standard HSS-E (8%Co) MF Spiral Flute Tap for General Purpose, TiCN Coated, M14 x 1.50 mm	5,700
9/16"X20 UNEF SPIRAL BTM TIN M35	3,645
5/8"X20 UNEF SPIRAL BTM TIN M35	3,645
M16X1.5 SLOW SPIRAL M35 TIN	3,123

SPIRAL FLUTE TAPS	
PRODUCT DESCRIPTION	PRICE (RS)/NO
Miranda Standard HSS-E (5%Co) MF Slow Spiral Flute Tap 120 MM LA 22°, TiN Coated, M18 x 1.50 mm	4,770
M18X1.5 4FL SPIRAL TIN M35	5,730
IS 6175-P3 HSS-E (5%Co) MF 35° Spiral Flute Tap, TiN Coated, M18 x 1.50 mm	5,750
M18X1.5 3FL SLOW SPIRAL M35 TIN	6,310
M18X1.50 L.S SLOW SPIRAL 3FL M35 TIN	7,288
M24X3.0 DIN376 45°SPIRAL 6HX TiCN	8,859
Miranda Std. HSS-E (5%Co) MF Slow Spiral M27X2.0 SPPT SPRL15DEG M35 6G OL160 , ST, M27 x 2.00 mm	12,200
Miranda Std. HSS-E (5%Co) MF Slow Spiral M30X3.0 SPPT SPRL15 DEG 6G OL180, LH ST, M30 x 3.00 mm	16,900
M30X3.5 SPIRAL T/L 45MM OAL 140MM M35	9,928
1 1/4"X8 UN SPIRAL	9,911
M36X4.0 SPIRAL T/L 45MM OAL 140MM M35	15,985
IS 6175-P3 HSS-E (5%Co) MF 35° Spiral Flute Tap, TiN Coated, M38 x 1.50 mm	29,400
2"x8 UN SPIRAL	33,150

## CUSTOMISED HSS TAPS

SET OF THREE	
PRODUCT DESCRIPTION	PRICE (RS)/NO
M3X0.6 S03 M42 SIM CLASS II	2,472
M3X0.5 S03 SQ.LENGTH 25.00MM	2,644
M4X0.75 S03 M42 SIM CLASS II	2,472
M4X0.7 S03 SQ.LENGTH 24.00MM	2,644
M5 x 0.80 mm IS 6175-P2 HSS-E (5%Co), 4H Tol. TiN Coated	2,110
M5X0.8 4H S03 M42	2,248
M5X0.8 S03 SQ.LENGTH 28.00MM	2,827
M6X1.0 S03 F/C	1,552

SET OF THREE	
PRODUCT DESCRIPTION	PRICE (RS)/NO
M6X1.0 S03 M42 SIM CLASS II	2,472
M6X1.0 S03 SQ.LENGTH 31.00MM	2,827
M8X1.25 S03 SIM CLASS II	1,868
M8X1.25 3FL S03 M42 4H6H T/L 30 OAL 66MM	3,080
M12X1.75 S03 M35 4H TIN	5,854
M16X1.5 SERIAL S03	6,170
M30X3.0 LS SERIAL S03 TIN	14,375

## CUSTOMISED HSS TAPS

SET OF TWO (S02)	
PRODUCT DESCRIPTION	PRICE (RS)/NO
1/4"X26 BSF S02	1,047
1/4"X18 NPSF S02	3,784
M8X1.0 S02 M35 4H TIN	2,451
M10X1.0 S02 M35 4H TIN	2,834
M10X1.25 S02 M35 4H TIN	2,834
M12X1.25 S02 M35 TIN	3,969

SET OF TWO (S02)	
PRODUCT DESCRIPTION	PRICE (RS)/NO
M12X1.25 S02 M35 4H TIN	4,462
M16X1.0 SERIAL S02	3,732
M24X1.0 SERIAL S02	9,386
1"X14 NPT S02	18,047
1 3/8"x8 UN S02 TIN	20,204
M38X1.5 6G S02 M42	54,097

[BACK TO CONTENT PAGE](#)

\* Please contact our team for prices

## CUSTOMISED HSS TAPS

BOTTOM TAPS	
PRODUCT DESCRIPTION	PRICE (RS)/NO
M2.5X0.45 BTM M35 TIN	1,206
M4X0.7 BTM 4H	485
M5X0.8 BTM 6G BT(AL)	515
M6X1.0 BTM 6G BT(AL)	515
M6X1.0 BOTTOM FEMALE CENTRE	518
M6X1.0 BTM 25°LEAD ANGLE	519
M6X1.0 BOTTOM BLUE TEMP.	529
M6X1.0 BTM 6G M35	697
M6X1.0 BTM CI M35 6G	754
M6X1.0 SPL BTM M35 AS PER DRG.	827
M8X1.25 BTM MALE	624
M8X1.25 BTM 25°LEAD ANGLE	624
M8X1.25 BTM CI BT P-3	694
M8X1.25 BOTTOM 3FL TIN	908
M8X1.25 BOTTOM DIN371 M35	967
M8X1.0 BOTTOM P-3 M35	1,099
M8X1.25 BTM P-3 CI M35 TIN RAKE ANGLE 3°	1,144
M10X1.25 BOTTOM BT	779
M10X1.25 BTM 6G	829
M10X1.0 BOTTOM TIN	947
M10X1.5 BTM 6G M35	1,016
M10X1.25 BTM TIN	1,051
M10X1.0 BTM M35 BT	1,133
M10X1.0 BTM 6G M35 CI TIALN	1,693
M10X1.5 BTM OAL 190MM 6G RETAPPING TIN	1,964
M12X1.75 BOTTOM IS6175-1992 PART3 HSS	1,177
M12X1.75 BTM 7H	1,177
M12X1.75 BTM TIN	1,469
M12X1.25 BTM M35	1,870
M12X1.75 BTM DIN 376 M35 TIALN OAL 105MM	2,028
M14X1.5 BTM AL	2,070
M14X1.5 BTM 6HX M35 TIALN	2,199
M14X1.5 BTM OAL 135MM 6HX TIN	2,822
M16X2 BTM 7H	1,716

BOTTOM TAPS	
PRODUCT DESCRIPTION	PRICE (RS)/NO
M16X1.5 BOTTOM 5H6H TIN	2,080
M16X2.0 BTM TIN	2,239
M16X2 BTM M35	2,318
M16X2.0 BTM M35 7G	2,319
M16X1.5 BTM M35	2,327
M16X1.5 BTM CI M35 6G	2,498
M16X1.5 BTM M35 TIN	2,692
M18X1.5 BOTTOM 6G	2,960
M18X1.5 BOTTOM 5H6H TIN	2,960
M18X1.5 BTM TIN 6H	3,473
M18X1.5 BTM M35	3,994
M25X3.0 BTM	4,835
M20X1.5 BOTTOM 6HX 5G	3,743
M20X2.5 BOTTOM 7H	3,319
M20X1.5 BTM 6HX T/L 29MM OAL104MM	5,199
M20X1.5 BOTTOMING TIN M35	5,563
M20X1.5 T/L 25MM OAL 125MM BTM M35	5,803
M24X3.0 SPL TAP BTM OAL180 ASPER DRG TIN	5,741
M24X1.5 BTM M35 ALCRONA COATING	7,434
M32X1.5 BTM	7,985
M27X3.0 SPL TAP BTM OAL180 ASPER DRG TIN	8,844
M34X1.5 BOTTOM 4FL	12,730
M36X1.5 BTM	12,729
N02 BA BTM	553
N04 BA BTM	553
1/8"X27 NPSF BTM	1,109
1/8"X27 NPTF BTM	1,223
1/8"X27 NPTF BOTTOM OAL 115MM	1,436
1/4"X18 NPTF BTM OAL 115MM	2,608
3/8"X18 NPTF BTM	3,000
3/4"X16 BSCY BTM	4,408
1"X14 UNS BOTTOM	4,534
3/4"X16 BSCY BOTTOM TIN M35	6,197

## CUSTOMISED HSS TAPS

OTHERS	
PRODUCT DESCRIPTION	PRICE (RS)/NO
M4X0.7 TAPER TIN	408
M3X0.5 INTERMEDIATE	507
M4X0.7 ROUGHER	507
VG5 SHANK 5.4MM PITCH 36 WITH RECESS	515
M5X0.8 SERIAL ROUGHER	543
0.210"X36 NS OAL 66 MM	558
0.212X36 NS T/L30MM OAL 66MM W/O RECESS	558
M8X1.25 INTER	624
M8X1.25 ROUGHER	624
M8X1.25 FINISHER	652
VG 8 SHANK 6.3MM 32 PITCH	652
M4X0.7 SERIAL INTERMEDIATE M42	772
M3.5X0.6 SERIAL INTERMEDIATE M42	772
M10X1.5 ROUGHER	787
M12X1.75 3FL TAPER	1,177

OTHERS	
PRODUCT DESCRIPTION	PRICE (RS)/NO
M12X1.75 FINISHER	1,239
M2.5X0.45 ROUGHER M42	1,247
M2.5X0.45 SERIAL INTERMEDIATE M42	1,289
M2X0.4 ROUGHER M42	1,312
M12X1.25 TAPER RETAPPING	1,385
M8X1.25 DIN371 M42 6HX TIALN CI	1,733
M12X1.75 T/L 29 OAL 89MM M35 TIALN	1,778
M12X1.5 SEC MC2 HSSE (M/D 12.12 to 12.15	2,133
M20X2.5 FINISHER	3,485
1"X14 WITHWORTH 1:8 TAPER M35	4,325
1"X14 WITHWORTH 3:25 TAPER M35	5,872
M30X3.5 INTERMEDIATE	7,050
M30X3.5 ROUGHER	7,050
M30X3.5 FINISHER	7,050
M30X1.5 SEC 6FLT/L 75 OAL170 7HTIN RH	11,622

# HSS HIGH PERFORMANCE PLATINUM CUT (EDGE) TAPS

## INTRODUCTION

HIGH PERFORMANCE PLATINUM CUT EDGE are most productive tap design for continuous production on machines. Made from a premium cobalt substrate to improve performance and tool life, designed for medium to high strength steel, Carbon steel, alloy steel, forged components



- Flute types : Straight flute, Spiral point, Spiral flute
- Available in Metric coarse and fine
- DC Range : M3-M20
- Uncoated, TIN coated, TiAlN Coated
- IS 6175, Bs949

## FEATURES & BENEFITS





- ▶ High performance new innovative design for excellent chip evacuation  
Increased static and dynamic strength of thread
- ▶ Excellent thread surface quality
- ▶ Newly developed Surface treatment to withstand the high stress and high heat associated

[BACK TO CONTENT PAGE](#)

## HIGH PERFORMANCE TAPS - MIRANDA EDGE PLATINUM CUT

SIZE	SPPT			SPIRAL FLUTE			STRAIGHT FLUTE BTM			CAST IRON SECOND	CAST IRON BOTTOM		
	UNCOATED	TIN	TIALN	UNCOATED	TIN	TIALN	UNCOATED	TIN	TIALN	UNCOATED	UNCOATED	TIN	TIALN
	MA1	MA2	MA3	MB1	MB2	MB3	MC1 PRICE	MC2 PRICE	MC3 PRICE	CI MC1 PRICE	CI MC1 PRICE	CI MC2 PRICE	CI MC3 PRICE
M3 x 0.5	854	981	1030	980	1120	1170	711	817	855	748	711	817	855
M4 x 0.7	854	981	1030	980	1120	1170	711	817	855	748	711	817	855
M5 x 0.8	893	1030	1070	1030	1180	1230	748	860	898	748	748	860	898
M6 x 1.0	893	1030	1070	1030	1180	1230	748	860	898	748	748	860	898
M8 x 1.0	*	*	*	1274	1464	*	*	*	*	*	*	*	*
M8 x 1.25	1000	1150	1200	1150	1320	1380	838	961	1010	*	838	961	1010
M10 x 1.0	*	*	*	*	*	*	*	*	*	*	*	*	*
M10 x 1.25	1441	1658	*	*	1899	*	1203	1385	*	*	1203	*	*
M10 x 1.5	1240	1430	1500	1420	1630	1710	1040	1190	1240	*	1040	1190	1450
M12 x 1.0	*	*	*	*	*	*	*	*	*	*	*	*	*
M12 x 1.25	*	*	*	*	*	*	*	*	*	*	*	*	*
M12 x 1.50	2231	2563	*	2553	2938	*	1857	*	*	*	1857	2133	*
M12 x 1.75	1910	2200	2290	2190	2520	2630	1595	1830	1940	*	1600	1830	1915
M14 x 2.0	2300	2640	2750	2630	3020	3150	*	2190	2330	*	2340	2230	*
M16 x 2.0	2640	3030	3170	4130	3480	3630	*	2680	2680	*	2690	2570	*
M18 x 2.5	3320	3730	3990	3740	4380	4630	*	3160	3370	*	3380	3160	*
M20 x 2.5	3490	4040	4250	4170	4780	5100	*	3400	3550	*	3560	3400	*
M24 x 3.0	*	*	*	*	7650	*	*	*	*	*	*	*	*

## HIGH PERFORMANCE PLATINUM CUT TAPS

TYPE	PICTURE	RANGE	SERIES	THREAD FORM	BLANK STANDARD	TREATMENT	MATERIAL	TAPPING TYPE	APPLICATION
Straight Flute		M3-M12	MC 1	M	IS -6175/ISO 529	Bright	HSS-E	Blind/Through	Medium to high tensile steel, Alloy steel, MS, general application
			MC 2	M	IS -6175/ISO 529	TiN			
			MC 3	M	IS -6175/ISO 529	TiAIN			
Straight Flute for cast Iron		M3-M12	CI MC 1	M	IS -6175/ISO 529	Bright	HSS-E	Blind/Through	Cast iron , SG iron, abrasive type steel
			CI MC 2	M	IS -6175/ISO 529	TiN			
			CI MC 3	M	IS -6175/ISO 529	TiAIN			
Spiral Point		M3-M20	MA 1	M	IS -6175/ISO 529	Bright	HSS-E	Through holes	Medium to high tensile steel, Alloy steel, MS, general application
			MA 2	M	IS -6175/ISO 529	TiN			
			MA 3	M	IS -6175/ISO 529	TiAIN			
Spiral Flute		M3-M20	MB 1	M	IS -6175/ISO 529	Bright	HSS-E	Blind Holes	Medium to high tensile steel, Alloy steel, MS, general application
			MB 2	M	IS -6175/ISO 529	TiN			
			MB 3	M	IS -6175/ISO 529	TiAIN			

## RECOMMENDED PARAMETER

MATERIAL	RC VALUE	HB VALUE	RECOMMENDED MTR / MIN	
			HSS-E	
			UNCOATED	COATED
Structural steels, free-cutting steels Case hardened steels, heat-treatable steels	<20	<236	9-15	12-20
	<25	<256	9-13	11-18
	<30	<286	6-9	9-16
	<35	<326	5-8	6-10
	<38	<386	4-8	6-12
Stainless- and acid-resistant steels, sulphured austenitic martensitic	-	<186	8-13	12-16
	<25	<256	6-9	9-12
	<36	<286	6-9	7-12
	<35	<326	3-6	6-9
Alloyed case hardened steels Alloyed heat-treatable steels Alloyed tool steels High speed tool steels	<25	<256	3-6	9-12
	<36	<286	8-10	9-15
	<35	<326	5-8	6-9
	<38	<386	3-5	4-9
Cast iron Spheroidal graphite iron Malleable cast iron	-	<186	15-20	18-25
	<25	<256	9-12	14-18
	<35	<326	5-10	6-12
Brass	-	-	9-13	-
	-	-	9-15	-


[BACK TO CONTENT PAGE](#)

\* Please contact our team for prices

## TUNGSTEN CARBIDE TIPPED TOOLS

### INTRODUCTION

Miranda Carbide tipped tools are ready to use tools for various machining applications in tough and unstable conditions. Specially designed shank and unique process of brazing gives optimum performance and higher tool life




- Available in various grades in P and K series of carbide grade suiting to various application

### FEATURES & BENEFITS

- ▶ Specially designed with ready to use for cutting on heavy machine
- ▶ Capability to absorb shock, best to use in interrupted cutting.
- ▶ Unique shank design helps proper mounting of tools

[BACK TO CONTENT PAGE](#)

TUNGSTEN CARBIDE TIPPED TOOLS

ISO 1 (110) BAR TURNING TOOLS	SHANK SIZE H X B (mm)	L (mm)	RIGHT HAND (RH), PRICE (RS)/NO					LEFT HAND (LH), PRICE (RS)/NO						
			P20	P30	P40	K05	K10	K20	P20	P30	P40	K05	K10	K20
	1010	90	*	828	*	*	*	*	*	828	*	*	*	*
	1212	100	*	900	*	*	*	900	*	900	*	*	*	*
	1616	110	*	1,210	*	*	*	1,210	*	1,210	*	*	*	*
	2020	125	*	1,940	1,940	*	*	1,940	*	1,940	*	*	*	*
	2525	140	*	2,910	2,910	*	*	2,910	*	2,910	*	*	*	2,910
	3232	170	*	4,740	*	*	*	*	*	4,740	*	*	*	*
	4040	200	*	*	*	*	*	*	*	*	*	*	*	*
	5050	240	*	*	*	*	*	*	*	*	*	*	*	*
	1610	110	*	*	*	*	*	*	*	*	*	*	*	*
	2012	125	*	1,340	*	*	*	*	*	*	*	*	*	*
	2516	140	*	*	*	*	*	*	*	*	*	*	*	*
	3220	170	*	*	*	*	*	*	*	*	*	*	*	*
	4025	200	*	*	*	*	*	*	*	*	*	*	*	*
	5032	240	*	*	*	*	*	*	*	*	*	*	*	*
	6040	280	*	*	*	*	*	*	*	*	*	*	*	*


ISO 2 (111) CRANKED TURNING & FACING TOOLS	SHANK SIZE H X B (mm)	L (mm)	RIGHT HAND (RH), PRICE (RS)/NO					LEFT HAND (LH), PRICE (RS)/NO						
			P20	P30	P40	K05	K10	K20	P20	P30	P40	K05	K10	K20
	1010	90	*	900	900	*	*	900	*	900	*	*	*	900
	1212	100	*	990	*	*	*	990	*	990	*	*	990	990
	1616	110	1,370	1,370	1,370	*	1,370	1,370	*	1,370	1,370	*	*	1,370
	2020	125	1,900	1,900	1,900	*	1,900	1,900	*	1,900	1,900	*	1,900	1,900
	2516	140	*	1,940	*	*	*	*	*	1,940	*	*	*	*
	2525	140	2,850	2,850	2,850	2,850	2,850	2,850	*	2,850	2,850	*	*	2,850
	3220	170	*	3,080	*	*	*	3,080	*	*	*	*	*	3,080
	3232	170	*	4,910	4,910	*	*	4,910	*	4,910	4,910	*	*	4,910
	4025	200	*	*	*	*	*	5,500	*	*	*	*	*	*
	4040	200	*	9,550	*	*	9,550	*	*	*	*	*	*	*


ISO 3 (123) CRANKED FINISHING TOOLS	SHANK SIZE H X B (mm)	L (mm)	RIGHT HAND (RH), PRICE (RS)/NO					LEFT HAND (LH), PRICE (RS)/NO						
			P20	P30	P40	K05	K10	K20	P20	P30	P40	K05	K10	K20
	1010	90	900	900	900	*	*	900	900	900	900	*	*	*
	1212	100	990	990	990	*	*	990	990	990	990	*	*	990
	1610	110	1,070	1,070	1,070	*	*	*	1,070	1,070	1,070	*	*	*
	1616	110	1,370	1,370	*	*	*	1,370	1,370	1,370	*	*	*	1,370
	2012	125	1,440	1,440	1,440	*	*	1,440	1,440	1,440	1,440	*	*	1,440
	2020	125	1,900	1,900	1,900	*	*	1,900	1,900	1,900	1,900	*	1,900	1,900
	2516	140	1,940	1,940	1,940	*	*	*	1,940	1,940	1,940	*	*	*
	2525	140	2,850	2,850	*	*	*	2,850	2,850	2,850	*	2,850	*	2,850
	3220	170	3,080	3,080	3,080	*	*	*	3,080	3,080	3,080	*	*	*
	3232	170	4,910	4,910	*	*	4,910	*	4,910	4,910	*	*	*	*
	4040	200	*	*	5,500	*	*	*	*	*	*	*	*	*
	5050	240	*	9,550	*	*	*	*	*	*	*	*	*	9,550

[BACK TO CONTENT PAGE](#)

\* Please contact our team for prices

TUNGSTEN CARBIDE TIPPED TOOLS

ISO 5 (126) CRANKED FACING TOOLS	SHANK SIZE H X B (mm)	L (mm)	RIGHT HAND (RH), PRICE (RS)/NO					LEFT HAND (LH), PRICE (RS)/NO						
			P20	P30	P40	K05	K10	K20	P20	P30	P40	K05	K10	K20
	1010	90	900	900	900	*	*	900	900	900	900	*	*	900
	1212	100	990	990	990	*	*	990	990	990	990	*	*	990
	1610	110	1,070	*	1,070	*	*	*	1,070		1,070	*	*	*
	1616	110	1,370	1,370		*	*	1,370	1,370	1,370	1,370	*	1,370	1,370
	2012	125	1,450	1,450	1,450	*	*	*	1,450	1,450	1,450	*	*	*
	2020	125	1,900	1,900		*	*	1,900	1,900	1,900	1,900	*	*	1,900
	2516	140	1,940	1,940	1,940	*	*	*	1,940		*	*	*	1,940
	2525	140	2,850	2,850	*	*	*	2,850	2,850	2,850	*	*	*	2,850
	3220	170	3,080	3,080	3,080	*	*	*	3,080	3,080	3,080	*	*	*
	3232	170	4,910	4,910	*	*	*	4,910	4,910	4,910	*	*	*	*
	4025	200	*	*	5,500	*	*	5,500	*	*	*	*	*	5,500
	4040	200	*	*	*	*	*	*	*	*	*	*	*	*
	5050	240	*	*	*	*	*	*	*	*	*	*	*	*
	1/2"	100	*	*	*	*	*	990	*	*	*	*	*	*
	5/8"	110	*	*	*	*	*	1,900	*	*	*	*	*	*
	3/4"	125	*	*	*	*	*	1,370	*	*	*	*	*	*

ISO 6 (117) CRANKED KNIFE TOOLS	SHANK SIZE H X B (mm)	L (mm)	RIGHT HAND (RH), PRICE (RS)/NO					LEFT HAND (LH), PRICE (RS)/NO						
			P20	P30	P40	K05	K10	K20	P20	P30	P40	K05	K10	K20
	0606	70	*	806	806	*	*	*	*	*	*	*	*	*
	0808	80	*	904	904	*	*	904	*	904	*	*	*	*
	1010	90	900	900	900	*	*	900	900	900	900	*	*	900
	1212	100	990	990	990	*	990	990	990	990	990	*	990	990
	1610	110	1,070	1,070	1,070	*	*	*	1,070	1,070	1,070	*	*	*
	1616	110	1,370	1,370	1,370	*	1,370	1,370	1,370	1,370	1,370	*	*	1,370
	2012	125	1,450	1,450	1,450	*	*	*	1,450	1,450	1,450	*	*	*
	2020	125	1,900	1,900	1,900	1,900	1,900	1,900	1,900	1,900	1,900	1,900	1,900	1,900
	2516	140	1,940	1,940	1,940	*	*	1,940	1,940	1,940	1,940	*	*	*
	2525	140	2,850	2,850	2,850	2,850	2,850	2,850	2,850	2,850	2,850	2,850	2,850	2,850
	3220	170	3,650	3,650	3,650	*	*	3,650	3,650	3,650	3,650	*	*	3,650
	3232	170	4,910	4,910	4,910	4,910	*	4,910	4,910	4,910	4,910	*	*	4,910
	4025	200	*	5,550	*	*	*	5,550	*	5,550	*	*	*	5,550
	4040	200	*	9,554	*	*	*	9,554	*	*	*	*	*	9,554
	5050	240	*	*	*	*	*	*	*	20,300	*	*	*	*

ISO 7 (150) PARTING OFF TOOLS	SHANK SIZE H X B (mm)	L (mm)	RIGHT HAND (RH), PRICE (RS)/NO					LEFT HAND (LH), PRICE (RS)/NO						
			P20	P30	P40	K05	K10	K20	P20	P30	P40	K05	K10	K20
	1006	90	900	900	900	*	*	900	900	*	900	*	*	*
	1010	90	*	1,080	*	*	*	1,080	*	1,080	*	*	*	1,080
	1208	100	1,070	1,070	1,070	1,070	*	1,070	1,070	1,070	1,070	*	*	1,070
	1212	100	*	1,230	1,230	*	*	1,230	*	1,230	*	*	*	1,230
	1610	110	1,130	1,130	1,130	1,130	*	1,130	1,130	1,130	1,130	*	*	1,130
	1616	110	*	1,360	1,360	*	*	1,360	*	1,360	*	*	*	1,360
	2012	125	1,260	1,260	1,260	1,260	*	1,260	1,260	1,260	1,260	*	*	1,260
	2020	125	*	1,500	1,500	*	*	1,500	*	1,500	*	*	*	1,500
	2516	140	1,660	1,660	1,660	1,660	*	1,660	1,660	1,660	1,660	*	*	1,660
	2525	140	*	2,010	2,010	*	*	2,010	*	2,010	2,010	*	*	2,010
	3220	170	2,670	2,670	2,670	*	*	2,670	2,670	2,670	2,670	*	*	2,670
	3232	170	*	3,190	*	*	*	*	*	3,190	*	*	*	*
	4025	200	4,420	4,420	4,420	*	4,420	4,420	*	4,420	4,420	*	*	4,420
	5032	240	*	*	*	*	*	*	*	*	*	*	*	*

[BACK TO CONTENT PAGE](#)

\* Please contact our team for prices

TUNGSTEN CARBIDE TIPPED TOOLS

ISO 8 (130) BORING TOOLS (SQUARE)	SHANK SIZE H X B (mm)	L (mm)	RIGHT HAND (RH), PRICE (RS)/NO					LEFT HAND (LH), PRICE (RS)/NO						
			P20	P30	P40	K05	K10	K20	P20	P30	P40	K05	K10	K20
	0808	125	*	1,660	1,660	*	*	1,660	*	1,660	*	*	*	*
	1010	150	*	1,780	1,780	*	*	1,780	*	1,780	*	*	*	1,780
	1212	180	*	1,940	1,940	1,940	*	1,940	*	1,940	*	*	*	1,940
	1616	210	*	2,330	*	*	2,330	2,330	*	2,330	2,330	*	*	2,330
	2020	250	*	2,850	2,850	*	*	2,850	*	2,850	*	*	*	2,850
	2525	300	*	5,350	5,350	*	*	5,350	*	5,350	5,350	*	*	5,350
	3232	355	6,950	6,950	*	*	*	6,950	*	6,950	*	*	*	6,950
	4040	400	*	10,100	*	*	*	*	*	*	*	*	*	*
	5050	450	*	*	*	*	*	*	*	*	*	*	*	*

ISO 8 (131) BORING TOOLS (ROUND)	SHANK SIZE H X B (mm)	L (mm)	RIGHT HAND (RH), PRICE (RS)/NO					LEFT HAND (LH), PRICE (RS)/NO						
			P20	P30	P40	K05	K10	K20	P20	P30	P40	K05	K10	K20
	0008	125	*	1,540	*	*	*	1,540	*	1,540	*	*	*	1,540
	0010	150	*	1,660	*	*	*	1,660	*	1,660	*	*	*	1,660
	0012	180	*	1,780	*	*	*	1,780	*	1,780	*	*	*	1,780
	0016	210	*	2,040	*	*	*	2,040	*	2,040	*	*	*	2,040
	0020	250	*	2,490	*	*	*	2,490	*	2,490	*	*	*	2,490
	0025	300	*	4,740	*	*	*	4,740	*	4,740	*	*	*	*
	0032	355	*	6,050	*	*	*	*	*	*	*	*	*	*

ISO 9 (135) BORING TOOLS (SQUARE)	SHANK SIZE H X B (mm)	L (mm)	RIGHT HAND (RH), PRICE (RS)/NO					LEFT HAND (LH), PRICE (RS)/NO						
			P20	P30	P40	K05	K10	K20	P20	P30	P40	K05	K10	K20
	0606		*	1,660	*	*	*	*	*	*	*	*	*	*
	0808	125	1,660	1,660	1,660	1,660	*	1,660	*	1,660	1,660	*	*	1,660
	1010	150	1,780	1,780	1,780	*	*	1,780	*	1,780	1,780	*	*	1,780
	1212	180	1,940	1,940	1,940	1,940	*	1,940	*	1,940	1,940	*	*	1,940
	1414	180	*	2,330	*	*	*	*	*	*	*	*	*	*
	1616	210	2,330	2,330	2,330	2,330	*	2,330	*	2,330	2,330	*	*	2,330
	2020	250	2,850	2,850	2,850	2,850	*	2,850	*	2,850	2,850	*	*	2,850
	2525	300	5,350	5,350	5,350	5,350	*	5,350	*	5,350	5,350	*	*	5,350
	3232	355	6,950	6,950	*	6,950	*	6,950	*	6,950	6,950	*	*	*
	4040	400	*	10,100	*	*	*	*	*	*	*	*	*	*


[BACK TO CONTENT PAGE](#)

\* Please contact our team for prices

TUNGSTEN CARBIDE TIPPED TOOLS

ISO 9 (136) BORING TOOLS (ROUND)	SHANK SIZE H X B (mm)	L (mm)	RIGHT HAND (RH), PRICE (RS)/NO						LEFT HAND (LH), PRICE (RS)/NO					
			P20	P30	P40	K05	K10	K20	P20	P30	P40	K05	K10	K20
	0008	125	1,540	1,540	1,282	*	*	1,540	*	1,540	*	*	*	*
	0010	150	1,660	1,660	1,660	*	*	1,660	*	1,660	*	*	*	*
	0012	180	1,780	1,780	1,780	*	*	1,780	*	1,780	*	*	*	*
	0016	210	2,040	2,040	2,040	*	*	2,040	*	2,040	*	*	*	*
	0020	250	2,490	2,490	2,490	*	*	2,490	*	*	*	*	*	*
	0025	300	4,740	4,740	4,740	*	*	4,740	*	*	*	*	*	*
	0032	355	6,050	6,050	6,050	*	*	6,050	*	*	*	*	*	*

115 - CRANKED ROUND NOSE TURNING TOOLS.	SHANK SIZE H X B (mm)	L (mm)	RIGHT HAND (RH), PRICE (RS)/NO						LEFT HAND (LH), PRICE (RS)/NO					
			P20	P30	P40	K05	K10	K20	P20	P30	P40	K05	K10	K20
	1010	90	*	990	*	*	*	990	*	990	*	*	*	*
	1212	100	*	1,050	1,050	*	*	1,050	*	1,050	*	*	*	1,050
	1616	110	*	1,450	1,450	*	1,450	1,450	*	1,450	*	*	*	1,450
	2012		*	1,390	*	*	*	*	*	*	*	*	*	*
	2020	125	*	2,160	2,160	*	*	2,160	*	2,160	*	*	*	2,160
	2516		*	*	*	*	1,900	1,900	*	1,900	*	*	*	*
	2525	140	*	3,120	*	*	*	*	*	3,120	*	*	*	3,120
	3220		*	*	*	*	*	*	*	2,640	*	*	*	*
	3232	170	*	6,050	*	*	*	*	*	6,050	*	*	*	*
	4025		*	*	*	*	*	*	*	5,256	*	*	*	*

116 BAR TURNING TOOLS	SHANK SIZE H X B (mm)	L (mm)	RIGHT HAND (RH), PRICE (RS)/NO						LEFT HAND (LH), PRICE (RS)/NO					
			P20	P30	P40	K05	K10	K20	P20	P30	P40	K05	K10	K20
	1010	90		815				815		815				
	1212	100		900				900		900				900
	1616	110		1,200				1,200		1,200				1,200
	2012			1,560										
	2020	125		1,780				1,780		1,780				1,780
	2516			2,230				2,230		2,230				
	2525	140		2,750				2,750		2,750				2,750
	3232	170		4,750						4,750				

140 (60°) BORING TOOLS (SQUARE)	SHANK SIZE H X B (mm)	L (mm)	RIGHT HAND (RH), PRICE (RS)/NO						LEFT HAND (LH), PRICE (RS)/NO					
			P20	P30	P40	K05	K10	K20	P20	P30	P40	K05	K10	K20
	0808	24		1,040										
	1010	50		1,040				1,040		1,040			1,040	1,040
	1212	60		1,190	1,190			1,190		1,190				1,190
	1616	90		1,660	1,660			1,660						1,660
	2020	120		2,640						2,640				
	2525	175		3,480										
	3/8"	50						1,040						
	1/2"	60						1,190						
	5/8"	90						1,660						
	3/4"	120						2,640						
	1"	175												

[BACK TO CONTENT PAGE](#)

\* Please contact our team for prices

**TUNGSTEN CARBIDE TIPPED TOOLS**

140 (60°) BORING TOOLS (ROUND)	SHANK SIZE H X B (mm)	L (mm)	RIGHT HAND (RH), PRICE (RS)/NO					LEFT HAND (LH), PRICE (RS)/NO						
			P20	P30	P40	K05	K10	K20	P20	P30	P40	K05	K10	K20
	0008	24							900					
	0010	50												
	0012	60						1,050						1,050
	0016	90												1,370
	0020	120							2,450					
	0025	175												
	3/8"	50												
	1/2"	60												
	5/8"	90												
	3/4"	120												2,450
	1"	175												

141 (90°) BORING TOOLS (SQUARE)	SHANK SIZE H X B (mm)	L (mm)	RIGHT HAND (RH), PRICE (RS)/NO					LEFT HAND (LH), PRICE (RS)/NO						
			P20	P30	P40	K05	K10	K20	P20	P30	P40	K05	K10	K20
	0808	24												
	1010	50		1,040					1,040					
	1212	60		1,190					1,190					1,190
	1616	90		1,660					1,660					
	2020	120		2,640					2,640					2,640
	2525	175		3,480					3,170					
	3/8"	50												
	1/2"	60												
	5/8"	90		1,660										
	3/4"	120		2,640										
	1"	175												

141 (90°) BORING TOOLS (ROUND)	SHANK SIZE H X B (mm)	L (mm)	RIGHT HAND (RH), PRICE (RS)/NO					LEFT HAND (LH), PRICE (RS)/NO						
			P20	P30	P40	K05	K10	K20	P20	P30	P40	K05	K10	K20
	0008	24		900				900						
	0010	50		900				900						
	0012	60		1,050				1,050						
	0016	90		1,370				1,370				1,370		
	0020	120										2,450		
	0025	175		3,180										

142 (45°) BORING TOOLS (SQUARE)	SHANK SIZE H X B (mm)	L (mm)	RIGHT HAND (RH), PRICE (RS)/NO					LEFT HAND (LH), PRICE (RS)/NO						
			P20	P30	P40	K05	K10	K20	P20	P30	P40	K05	K10	K20
	0808	24		1,040										
	1010	50		1,040					1,040					
	1212	60		1,190				1,190						
	1616	90		1,660				1,660					1,660	
	2020	120		2,641					2,641					
	2525	175						3,480						3,480

[BACK TO CONTENT PAGE](#)

\* Please contact our team for prices

TUNGSTEN CARBIDE TIPPED TOOLS

142 (45°) BORING TOOLS (ROUND)	SHANK SIZE H X B (mm)	L (mm)	RIGHT HAND (RH), PRICE (RS)/NO					LEFT HAND (LH), PRICE (RS)/NO						
			P20	P30	P40	K05	K10	K20	P20	P30	P40	K05	K10	K20
	0008	24								900				
	0010	50								900				
	0012	60												
	0016	90												1,370
	0020	120												
	0025	175												

156 CRANKED INTERNAL RECESSING TOOLS	SHANK SIZE H X B (mm)	L (mm)	RIGHT HAND (RH), PRICE (RS)/NO					LEFT HAND (LH), PRICE (RS)/NO						
			P20	P30	P40	K05	K10	K20	P20	P30	P40	K05	K10	K20
	1010	90		1,700	1,700				1,700		1,700			1,700
	1212	100		1,940	1,940				1,940		1,940			1,940
	1616	110		2,170	2,170				2,170		2,170			2,170
	2020	125		2,810	2,810	2,810			2,810		2,810			2,810
	2525	140		3,840	3,840				3,840					
	3232	170		5,450	5,450									
	4040	315		9,050										


165 STRAIGHT THREADING TOOLS (55°)	SHANK SIZE H X B (mm)	L (mm)	RIGHT HAND (RH), PRICE (RS)/NO					LEFT HAND (LH), PRICE (RS)/NO						
			P20	P30	P40	K05	K10	K20	P20	P30	P40	K05	K10	K20
	1010	90			1,190						1,190			
	1212	100			1,260									
	1610				1,450						1,450			
	1616	110			1,640									
	2012				1,690									
	2020	125			2,230									
	2516													
	2525	140			3,310						3,310			
	3232	170			4,390						4,390			

165 STRAIGHT THREADING TOOLS (60°)	SHANK SIZE H X B (mm)	L (mm)	RIGHT HAND (RH), PRICE (RS)/NO					LEFT HAND (LH), PRICE (RS)/NO						
			P20	P30	P40	K05	K10	K20	P20	P30	P40	K05	K10	K20
	1010	90		1,190	1,190				1,190		1,190			
	1212	100		1,260	1,260				1,260		1,260			1,048
	1610				1,450						1,450			
	1616	110		1,640	1,640				1,640		1,640			1,640
	2012				1,690						1,500			
	2020	125		2,230	2,230				2,230		2,230			2,230
	2516				2,010						2,010			
	2525	140		3,310	3,310				3,310		3,310			
	3232	170		4,390	4,390									

[BACK TO CONTENT PAGE](#)


\* Please contact our team for prices


**TUNGSTEN CARBIDE TIPPED TOOLS**

166 INTERNAL THREADING TOOLS (60°)	SHANK SIZE H X B (mm)	L (mm)	RIGHT HAND (RH), PRICE (RS)/NO					LEFT HAND (LH), PRICE (RS)/NO						
			P20	P30	P40	K05	K10	K20	P20	P30	P40	K05	K10	K20
	1010	90		1,960	1,960			1,960		1,960	1,960			1,960
	1212	100		2,220	2,220			2,220		2,220				2,220
	1616	110		2,410	2,410	2,410		2,410		2,410				2,410
	2020	125		2,950	2,950	2,950		2,950		2,950				
	2525	140		3,870	3,870	3,870		3,870		3,870				
	3232	170		5,850	5,850			5,850						

IND-2 EXTERNAL THREADING TOOLS	SHANK SIZE H X B (mm)	L (mm)	RIGHT HAND (RH), PRICE (RS)/NO					LEFT HAND (LH), PRICE (RS)/NO						
			P20	P30	P40	K05	K10	K20	P20	P30	P40	K05	K10	K20
	1010	90		1,400				1,400						
	1212	100						1,650		1,650				
	1616	110		1,750	1,750			1,750		1,750				
	2020	125		1,950	1,950	1,950				1,950				
	2525	140		3,250				3,250		3,250				

**TUNGSTEN CARBIDE TIPPED TOOLS  
NEUTRAL SHAPE**

113 STRAIGHT ROUND NOSE TURNING TOOL	SHANK SIZE H X B (mm)	L (mm)	RIGHT HAND (RH), PRICE (RS)/NO						
			P20	P30	P40	K05	K10	K20	
	1010	90		900					900
	1212	100		990				990	990
	1616	110		1,390	1,390				1,390
	2012			1,320					
	2020	125		2,160	2,160				2,160
	2525	140		3,120			3,120		3,120
	3220			2,510					2,510
	3232	170		5,800				5,800	5,800
	4040	200						10,727	

122 POINTED TURNING TOOLS	SHANK SIZE H X B (mm)	L (mm)	RIGHT HAND (RH), PRICE (RS)/NO						
			P20	P30	P40	K05	K10	K20	
	1010	90		900					900
	1212	100		1,100	1,100				1,100
	1616	110		1,210					1,210
	2012	125							
	2020	125		1,660					1,660
	2516	140		1,660					1,660
	2525	140			2,370				2,370
	3220	170		2,480					2,480
	3232	170		5,850					5,850

[BACK TO CONTENT PAGE](#)

\* Please contact our team for prices

### TUNGSTEN CARBIDE TIPPED TOOLS NEUTRAL SHAPE

ISO 4 (127) RECESSING TOOLS	SHANK SIZE H X B (mm)	L (mm)	RIGHT HAND (RH), PRICE (RS)/NO					
			P20	P30	P40	K05	K10	K20
	1010	90		900				
	1212	100	1,110	1,110				1,110
	1610	110						
	1616	110	1,650	1,650				1,650
	2012	125						
	2020	125		2,480	2,480			2,480
	2516	140						
	2525	140		4,040	4,040			4,040
	3220	170						
	3232	170						7,950



163 STRAIGHT TURNING & GROOVING TOOLS	SHANK SIZE H X B (mm)	L (mm)	RIGHT HAND (RH), PRICE (RS)/NO					
			P20	P30	P40	K05	K10	K20
	1010	90	1,100	1,100	1,100			1,100
	1212	100	1,260	1,260	1,260		1,260	1,260
	1610	110	1,080	1,080	1,080			
	1616	110	1,900	1,900	1,900			1,900
	2012	125	1,380	1,380	1,380			
	2020	125	2,770	2,770	2,770	2,770	2,770	2,770
	2516	140	2,080	2,080	2,080			
	2525	140	4,620	4,620	4,620	4,620	4,620	4,620
	3220	170	3,410		3,410			
	3232	170	10,100	10,100	10,100			10,100
	4025	200						
	4040	200	19,300	19,300	19,300			19,300
	5032	240						



### CUSTOMISED CTT

PRODUCT DESCRIPTION	PRICE (RS/NO)	PRODUCT DESCRIPTION	PRICE (RS/NO)
CTT ISO 6 NO.117 10X10 LH GR.K20 C TIP	900	CTT AS PER ISO 2 NO.111 16X16X135 RH P40	1,500
CTT ISO 6 NO.117 12X12 LH GR.K20 CTIP	990	CTT AS PER ISO 6 NO.117 16X16X135 LH P40	1,500
CTT ISO 6 NO.117 12X12 RH GR.K20 C TIP	990	CTT AS PER ISO 6 NO.117 16X16X135 RH P40	1,500
CTT AS PER ISO NO.165 10 X10ST GR.K20	1,190	CTT AS PER ISO NO.141 16X16X60 LH P40	1,590
CTT AS PER ISO NO.165 10 X10ST GR.P30	1,190	CTT AS PER ISO NO.165 16 X16ST GR.K20	1,640
CTT AS PER ISO NO.165 12 X12ST GR.K20	1,260	CTT AS PER ISO NO.165 16 X16ST GR.P30	1,640
CTT AS PER ISO NO.165 12 X12ST GR.P30	1,260	CTT TO IND2 12X12 RH P30 STD 60DEG	1,650
CTT AS PER ISO NO.165 12 X12ST GR.P40	1,260	CTT AS PER ISO NO.122 ( IND - 1 ) 20 X20 RH P30	1,660
CTT AS PER ISO 2 NO.111 16X16 RH THM	1,370	CTT AS PER ISO 7 NO.150 20X16 LH GR.K20	1,660
CTT ISO 6 NO.117 16X16 LH GR.K20 CTIP	1,370	CTT AS PER ISO 2 NO.111 16X16X160 RH K10	1,720
CTT ISO 6 NO.117 16X16 RH GR.K20 C TIP	1,370	CTT AS PER ISO 7 NO.150 25X16X165 LH P40	1,830
CTT ISO 6 NO.117 16X16 LH GR.P30 CTIP	1,370	CTT AS PER ISO 7 NO.150 25X16X165 RH P40	1,830
CTT ISO 6 NO.117 16X16 RH GR.P30 C TIP	1,370	CTT ISO 6 NO.117 20X20 RH GR.K20 CTIP	1,900
CTT ISO 6 NO.117 16X16 RH GR.P40 C TIP	1,370	CTT ISO 6 NO.117 20X20 RH GR.P30 CTIP	1,900
CTT AS PER ISO NO.165 16 X10ST GR.P30	1,450	CTT IND2 20X20 60DEG RH K20	1,950
CTT AS PER ISO 2 NO.111 16X16X135 LH P40	1,500	CTT IND-2 RH 2020 60DEGP 30	1,950

[BACK TO CONTENT PAGE](#)

\* Please contact our team for prices

**CUSTOMISED CTT**

PRODUCT DESCRIPTION	PRICE (RS/NO)
CTT AS PER IND-2 20X20 RH GR.P10	1,950
CTT AS PER ISO NO.166 10X10 RH 55° P40	1,960
CTT AS PER ISO 7 NO.150 25X16X160 RH K10	1,970
CTT AS PER ISO NO.122 20X20X200 LH P30	2,060
CTT AS PER ISO 6 NO.117 20X20X200 LH GR. P30	2,140
CTT AS PER ISO 6 NO.117 20X20X10" length LH K20	2,160
CTT AS PER ISO 6 NO.117 20X20X10"Length RH K20	2,160
CTT AS PER ISO NO.166 12X12 RH 55° GR.P4	2,220
CTT AS PER ISO NO.165 20 X20ST GR.K20	2,230
CTT AS PER ISO NO.165 20 X20ST GR.P30	2,230
CTT AS PER ISO NO.165 20 X20ST GR.P40	2,230
CTT AS PER ISO NO.122 (IND1) 25X25 80DEG P30	2,370
CTT AS PER ISO NO.166 16X16 RH 55° P40	2,410
CTT AS PER ISO 6 NO.117 25X25 RH THM	2,850
CTT AS PER ISO 1 NO.110 25X25 RH GR.P10	2,910
CTT AS PER ISO NO.166 20X20 RH 55° P40	2,950
CTT ISO 2 NO.111 25X25X170 RH P30	3,020

PRODUCT DESCRIPTION	PRICE (RS/NO)
CTT AS PER ISO 2 NO.111 25X25X160 RH K10	3,150
CTT AS PER ISO 6 NO.117 25X25X160 LH K10	3,150
CTT AS PER ISO 6 NO.117 25X25X160 RH K10	3,150
CTT AS PER ISO 2 NO.111 25X25X165 LH P4	3,200
CTT AS PER ISO 2 NO.111 25X25X165 RH P40	3,200
CTT AS PER ISO 6 NO.117 25X25X165 LH P40	3,200
CTT AS PER ISO 6 NO.117 25X25X165 RH P40	3,200
CTT AS PER ISO NO.165 25 X25ST GR.K20	3,310
CTT AS PER ISO NO.165 25 X25ST GR.P30	3,310
CTT AS PER ISO NO.166 25X25 RH 55° P40	3,870
CTT AS PER ISO NO.166 25X25X180 RH P30	4,060
CTT AS PER ISO NO.165 32 X32ST GR.P30	4,390
CTT ISO 6 NO.117 32X32 RH GR.K20 C TIP	4,910
CTT AS PER ISO 163 25X25X165 ST K10	4,940
CTT AS PER ISO NO.166 32X32X200 RH K20	6,050
CTT AS PER ISO 9 NO.135 32X32X160 LH K20	6,950
CTT AS PER ISO NO.163 50X50X200 ST K20	19,600

**MATERIAL TO BE MACHINED**

IDENTIFICATION COLOUR	DESIGNATION	MATERIAL TO BE MACHINED
Blue	P20	tip grade suitable for materials forming long chips at finishing to medium cutting conditions primary for carbon steel alloy steel and malleable cast iron in continuous cut. Suitable for Turning and milling applications.
	P30	tip grade Suitable for materials forming long chips at medium to low cutting conditions primary for carbon steel alloy steel and malleable cast iron under unfavourable conditions such as heat erogenous materials changing hardness or chip section. Suitable for Turning, milling and planning applications, intermittent turning or subjec to vibrations.
	P40	tip grade suitable for materials forming large chip section with possibility of using large rake angle for maching under unfavourable conditions Steel, steel casting with sand inclusions or shrinkage cavities Machining Conditions Turning, Planning & Shapping-Low cutting speed, , such as heat erogenous materials, changing hardness or chip sections, intermillent turning or subject to vibrations; and work on automatic machines.
Red	K05	Tip grade is suitable for finishing to general machining of most workpiece materials at higher speeds. Excellent for machining most steels, stainless steels, cast irons, non-ferrous materials and super alloys under stable conditions. Tough substrate and improved adhesion of thick coating show superior wear resistance.
	K10	Tip grade suitable for Grey cast iron of hardness more than 220 HB, Malleable cast iron forming short chips, Tempered steel, Cast Aluminium and Aluminium alloys containing silicon, copper alloys, plastics, glass, hard rubber, hard carboard, porcelain, stone. Machining Conditions Turning, Milling, Boring, Scraping
	K20	Tip grade suitable for Grey cast iron of hardness up to 220 HB, Non-ferrous metals, such as Copper, Brass, . Wrought Aluminium, Laminated wood of abrasive type . Machining Conditions Turning, Milling, planning, requiring high toughness.

## TUNGSTEN CARBIDE ROTARY BURRS (TCRB)

### INTRODUCTION

Miranda Tungsten Carbide Burrs are designed for removing burrs created post machining and for removal of extra material of virtually any strength; the superior performance reflects due to premium grade of carbide & specially design geometry.



### FEATURES & BENEFITS






- ▶ Provides smooth operating behaviour
- ▶ Prevents chatter marks on account of better chip evacuation
- ▶ lowest runout
- ▶ Better chip evacuation
- ▶ Available in Uncoated and TiN Coated



- Shank Dia : 3 mm & 6 mm
- Various shapes like conical, cylindrical, cone, flame, oval, RIM, ball, tree etc are available to cater wide range of application

[BACK TO CONTENT PAGE](#)

**TUNGSTEN CARBIDE ROTARY BURRS**

SHAPE	MIRANDA CODE	DESCRIPTION HEAD DIA X HEAD LENGTH X OAL LENGTH X SHANK DIA	PRICE (RS)/NO			
			STANDARD CUT	DOUBLE CUT	STANDARD CUT TIN COATED	
 <p>CONICAL</p>	MAM1	3MM X 11MM X 38MM X 3SHK	992	1,020	1,090	
	MAM2	6MM X 11MM X 38MM X 3SHK	1,300	1,340	1,430	
	AM1	6MM X 19MM X 60MM X 6SHK	1,540	1,490	1,690	
	AM2	10MM X 20MM X 70MM X 6SHK	1,540	1,590	1,690	
	AM3	12MM X 25MM X 75MM X 6SHK	2,120	2,180	2,330	
	AM4	10MM X 12MM X 60MM X 6SHK	1,610	1,650	1,760	
	AM5	16MM X 13MM X 63MM X 6SHK	2,310	2,380	2,600	
	AM6	16MM X 16MM X 66MM X 6SHK	2,310	2,380	2,600	
 <p>CYLINDRICAL RADIUS END</p>	MBM1	3MM X 16MM X 38MM X 3SHK	992	1,020	1,090	
	MBM2	6MM X 13MM X 38MM X 3SHK	1,300	1,340	1,430	
	BM1	6MM X 20MM X 50MM X 6SHK	1,560	1,610	1,710	
	BM2	8MM X 20MM X 70MM X 6SHK	1,510	1,610	1,710	
	BM3	10MM X 20MM X 70MM X 6SHK	1,880	1,940	2,070	
	BM4	12MM X 20MM X 70MM X 6SHK	2,430	2,500	2,720	
	BM5	16MM X 25MM X 75MM X 6SHK	3,710	4,190	4,160	
	BM6	12MM X 25MM X 75MM X 6SHK	3,370	3,470	3,780	
 <p>CYLINDRICAL</p>	MCM1	3MM X 16MM X 38MM X 3SHK	992	1,020	1,090	
	MCM2	6MM X 6MM X 38MM X 3SHK	1,120	1,150	1,230	
	MCM3	6MM X 13MM X 38MM X 3SHK	1,300	1,340	1,430	
	CM1	4MM X 15MM X 50MM X 6SHK	1,300	1,340	1,430	
	CM2	6MM X 20MM X 60MM X 6SHK	1,490	1,540	1,640	
	CM3	8MM X 20MM X 70MM X 6SHK	1,690	1,750	1,860	
	CM4	10MM X 20MM X 70MM X 6SHK	1,860	2,040	2,050	
	CM5	12MM X 20MM X 70MM X 6SHK	2,340	2,700	2,620	
	CM6	16MM X 25MM X 75MM X 6SHK	3,760	3,870	4,200	
	CM7	12MM X 16MM X 65MM X 6SHK	2,290	2,360	2,620	
	CM8	12MM X 25MM X 75MM X 6SHK	3,710	3,830	4,160	
	 <p>FLAME</p>	FM1	6MM X 15MM X 50MM X 6SHK	1,490	*	1,640
		FM2	8MM X 20MM X 70MM X 6SHK	1,540	*	1,690
		FM3	10MM X 25MM X 65MM X 6SHK	3,040	*	3,400
FM4		12MM X 32MM X 82MM X 6SHK	3,660	*	4,130	
 <p>CONE RADIUS</p>	MKM1	3MM X 8MM X 38MM X 3SHK	992	*	1,090	
	MKM2	6MM X 12MM X 38MM X 3SHK	1,300	*	1,430	
	KM1	10MM X 20MM X 65MM X 6SHK	1,460	*	1,610	
	KM2	12MM X 20MM X 70MM X 6SHK	2,430	*	2,720	
	KM3	16MM X 33MM X 75MM X 6SHK	3,350	*	3,750	

[BACK TO CONTENT PAGE](#)

\* Please contact our team for prices

## TUNGSTEN CARBIDE ROTARY BURRS

SHAPE	MIRANDA CODE	DESCRIPTION HEAD DIA X HEAD LENGTH X OAL LENGTH X SHANK DIA	PRICE (RS)/NO		
			STANDARD CUT	DOUBLE CUT	STANDARD CUT TIN COATED
OVAL 	MOM1	3MM X 8MM X 38MM X 3SHK	992	1,020	1,090
	MOM2	6MM X 10MM X 38MM X 3SHK	1,300	1,340	1,430
	OM1	8MM X 14MM X 60MM X 6SHK	1,660	1,710	1,830
	OM2	12MM X 20MM X 70MM X 6SHK	2,430	2,500	2,720
	OM3	16MM X 25MM X 75MM X 6SHK	3,750	4,050	4,190
	OM4	6MM X 10MM X 60MM X 6SHK	1,660	1,710	1,830
RIM 	RM1	10MM X 2MM X 50MM X 6SHK	1,460	*	1,610
	RM2	20MM X 6MM X 60MM X 6SHK	2,730	*	3,010
	RM3	12MM X 10MM X 60MM X 6SHK	2,430	*	2,670
BALL 	MSM1	4MM X 3MM X 38MM X 3SHK	1,150	*	1,260
	MSM2	5MM X 4MM X 38MM X 3SHK	1,200	*	1,320
	SM1	6MM X 5MM X 50MM X 6SHK	1,430	*	1,570
	SM2	8MM X 7MM X 50MM X 6SHK	1,510	1,600	1,660
	SM3	10MM X 9MM X 60MM X 6SHK	1,510	*	1,660
	SM4	12MM X 11MM X 60MM X 6SHK	1,890	*	2,080
	SM5	16MM X 14MM X 65MM X 6SHK	2,560	*	2,880
TREE POINTED END 	MTM1	3MM X 13MM X 38MM X 3SHK	992	1,020	1,090
	MTM2	3MM X 16MM X 38MM X 3SHK	992	1,020	1,090
	MTM3	6MM X 13MM X 38MM X 3SHK	1,300	1,340	1,430
	TM1	6MM X 20MM X 70MM X 6SHK	1,570	1,620	1,730
	TM2	10MM X 20MM X 70MM X 6SHK	1,880	1,940	2,070
	TM3	12MM X 25MM X 75MM X 6SHK	2,260	2,380	2,490
	TM4	16MM X 30MM X 80MM X 8SHK	3,350	3,450	3,750
TREE RADIUS END 	TBM1	6MM X 20MM X 70MM X 6SHK	1,570	*	1,730
	TBM2	10MM X 20MM X 70MM X 6SHK	1,880	*	2,070
	TBM3	12MM X 25MM X 75MM X 6SHK	2,380	*	2,670
INVERTED CONE 	MIM1	3MM X 8MM X 38MM X 3SHK	992	*	1,090
	MIM2	6MM X 8MM X 38MM X 3SHK	1,120	*	*
SET OF 5 PIECES		AM3,BM4,CM5,TM3,SM4	*	*	12,000

[BACK TO CONTENT PAGE](#)

\* Please contact our team for prices

## CUSTOMISED TCRB

Product Description	PRICE (RS/NO)
Rotary Burr Tree Pointed End MTM1 Long-3x13x75x3 S	1,101
Rotary Burr Cylindrical Radius 4X18X51X4 STD.CUT	1,119
Rotary Burr Cylindrical Std. MCM1 DOUBLE CUT 3X14X38X3 (TIN)	1,203
Rotary Burr Cylindrical Radius 5X19X50X5 STD.CUT	1,284
Rotary Burr Tree Radius End MTB2 DOUBLE CUT 5X12.7X38X5 (TIN)	1,357
Rotary Burr Tree Pointed End TM1X125 LONG STD	1,373
Rotary Burr Cylindrical Radius CYLINDRICAL RADIUS END BM2 -K20 STD	1,507
ROTARY BURR Standard Cut Uncoated Ball SM2( 8X 60) - Special	1,509
Rotary Burr Cone Radius KM1-10X20X65X6-18T	1,532
Rotary Burr Cylindrical Radius MBM2 DOUBLE CUT 5X12.7X38X4 (TIN)	1,577
Rotary Burr Cylindrical Std. MCM3 DOUBLE CUT 5X12.7X38X3 (TIN)	1,577
Rotary Burr Cylindrical Radius BM2 - 8 X 20 X 125 X 6 SPL . CUT	1,657
Rotary Burr Conical AM1 DOUBLE CUT (TIN)	1,694
Rotary Burr Cylindrical Radius CYLINDRICAL RADIUS BM2 DIAMOND CUT	1,758
ROTARY BURR Standard Cut Uncoated CONICAL AM3-12.7 20TEETH - Special	2,118
Rotary Burr Tree Pointed End TM3-K20/20T STD. C	2,256
Rotary Burr Tree Pointed End TM2X125 LONG STD.	2,298
ROTARY BURR Standard Cut Uncoated Cone Radius KM2 - Special	2,427
Rotary Burr Cylindrical Radius BM3 LONG 10 MM X 20 MM X 200 MM X 6	2,448
Rotary Burr Tree Pointed End TM3-K20/20T STD. C	2,452
Rotary Burr Tree Radius End TBM3 DOUBLE CUT 12.7X25X69X6 (TIN)	2,937
Rotary Burr Cylindrical Radius BM4 LONG 12MM X 20MM X 200MM X 6SHK	3,593
ROTARY BURR Standard Cut Uncoated Ball BALL 30X28X70X8SH - Special	30,000

[BACK TO CONTENT PAGE](#)

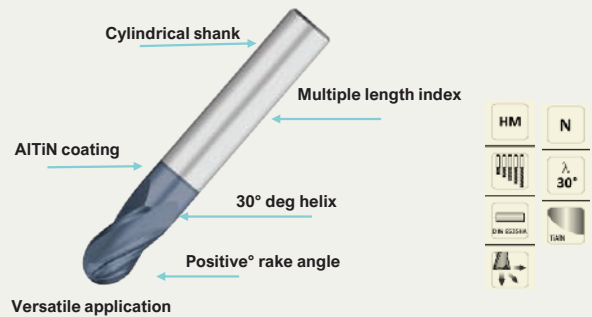
\* Please contact our team for prices

# Solid Carbide Endmill Maxx series

Maxx series for Hardness < 45HRc


## Maxx Series Up to 45HRc General purpose PMK

- EM 0.5 to 25mm Maxx EM (2FL & 4FL) Std , long , Ex long
- Ball EM 1.0 to 20mm Maxx series (2FL & 4FL, Std, Long & ex long)
- 4FL & 2FL for various milling operation
- Optimised flute design for easy chip evacuation
- AlTiN coating for heat stability and oxidation resistance
- Suitable for dry machining in ISO P and K
- Material Group PMK Versatile



# Solid Carbide Drills

- Wide range diameters in Jobber & Stub series range - 1.0 mm to 20.0 mm
- Coating upgraded from TiAlN to AlTiN, and the higher Al content increased wear resistance at elevated temperatures.
- Point angle 140 deg, lower cutting forces
- Suitable to use at higher cutting speeds
- Self-centering geometry for improved hole position in CNC and conventional machines
- High-quality, precise holes at high speeds and feeds
- Long tool life due to reinforced core design.
- Shank DIN 338 & DIN1897
- Material group (WMG) PMK Versatile application



		DC h7
λ 20-35°		
HM	DIN 338	4xD
		2.5xD

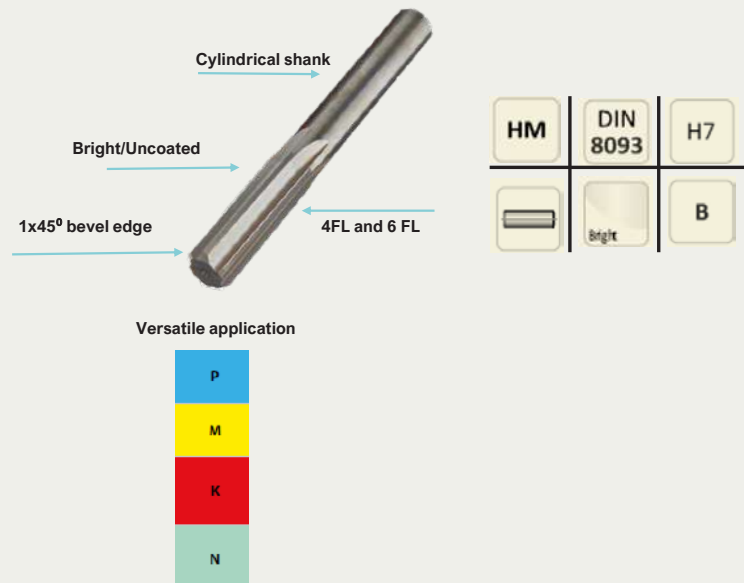
[BACK TO CONTENT PAGE](#)

# Solid Carbide Reamers

- 4 Flute type - SCREAHU4 (3.0 mm to 6.0 mm)
- 6 Flute type - SCREAHU6 (8.0 mm to 13.0 mm)

## Feature & benefits

- Bevel angle 45 Deg \*1 mm for better surface finish
- Bright for the sharpest edges
- Straight flute machine reamer
- HA shank
- Material group (WMG) PMKN Versatile application
- Non-through coolant

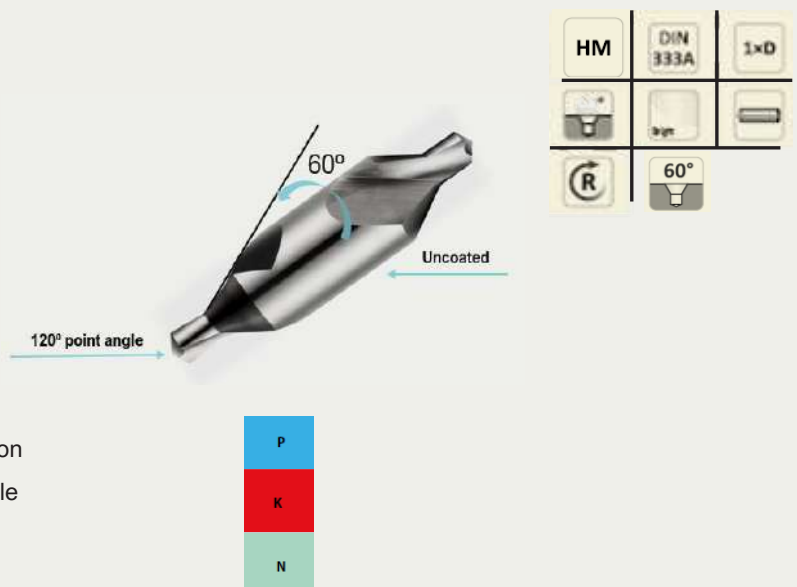


# Solid Carbide Centre drills

- DIN333 Type A - (Dia 2 mm to 8 mm)
- BS328 Type A - (BS1 to BS6)

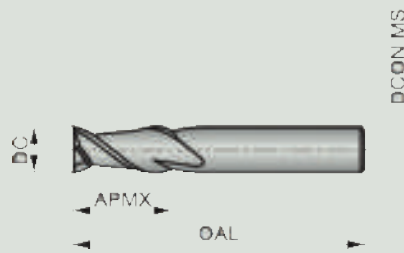
## Feature & benefits

- Solid carbide for the best productivity
- Bright coated for the sharpest cutting edges
- Suitable for PKN work materials- Versatile application
- Type A 60 deg countersink with 120 deg point angle
- 2 edges per tool– economic and precise holes



### 2 FLUTE SOLID CARBIDE END MILL

2-flute with variety of length design square type with 35° helix & 10° rake design for milling standrad slots. AlTiN coating improves performance in wide range of applications with h10 tolerance.

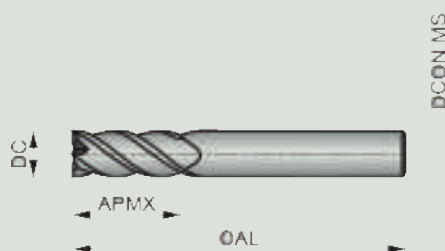


DC (MM)	DCON MS (MM)	APMX (MM)	OAL (MM)	PRICE (RS/NO)
0.50	4	1.00	50	3,830
0.60	4	1.20	50	3,830
0.70	4	1.40	50	3,830
0.80	4	1.60	50	3,830
0.90	4	1.80	50	3,830
1.00	3	3.00	38	2,290
1.00	4	3.00	50	2,290
1.50	3	6.00	38	2,290
1.50	4	4.00	50	2,290
2.00	3	9.00	38	2,290
2.00	4	6.00	50	2,290
2.50	3	9.00	38	2,290
3.00	3	12.00	38	2,290

DC (MM)	DCON MS (MM)	APMX (MM)	OAL (MM)	PRICE (RS/NO)
3.50	4	14.00	50	2,830
4.00	4	14.00	50	2,830
4.50	5	16.00	50	3,560
5.00	5	20.00	50	3,560
5.50	6	20.00	50	3,710
6.00	6	20.00	60	3,710
8.00	8	20.00	60	4,110
10.00	10	25.00	75	7,800
12.00	12	25.00	75	9,050
14.00	14	25.00	75	15,900
16.00	16	32.00	89	17,200
20.00	20	38.00	100	36,600

### 4 FLUTE SOLID CARBIDE END MILL STANDARD

4-flute standard length design square type with 35° helix & 10° rake designed for multi applications. AlTiN coating improves performance in wide range of applications with h10 tolerance.



DC (MM)	DCON MS (MM)	APMX (MM)	OAL (MM)	PRICE (RS/NO)
1.00	3	3.00	38	2,290
1.50	3	6.00	38	2,290
2.00	3	9.00	38	2,290
2.50	3	9.00	38	2,290

DC (MM)	DCON MS (MM)	APMX (MM)	OAL (MM)	PRICE (RS/NO)
3.00	3	12.00	38	2,290
3.00	6	20.00	60	2,290
3.50	4	14.00	50	2,830
4.00	4	14.00	50	2,830

[BACK TO CONTENT PAGE](#)


\* Please contact our team for prices

DC (MM)	D CON MS (MM)	APMX (MM)	OAL (MM)	PRICE (RS/NO)
4.50	5	16.00	50	3,560
5.00	5	20.00	50	3,560
5.50	6	20.00	50	3,710
6.00	6	20.00	60	3,710
7.00	7	20.00	60	4,110
7.00	8	30.00	83	4,310
8.00	8	20.00	60	4,310
9.00	9	25.00	75	7,800
9.00	10	35.00	89	8,200
10.00	10	25.00	75	8,200
10.50	12	25.00	75	9,050
11.00	12	25.00	75	9,050
11.50	12	25.00	75	9,050
12.00	12	25.00	75	9,050

DC (MM)	D CON MS (MM)	APMX (MM)	OAL (MM)	PRICE (RS/NO)
12.50	13	25.00	75	15,900
13.00	14	25.00	75	15,900
14.00	14	25.00	75	15,900
15.00	16	32.00	89	17,200
16.00	16	32.00	100	21,700
17.00	17	38.00	102	30,600
18.00	18	38.00	100	30,600
18.00	20	38.00	100	30,600
19.00	20	38.00	102	36,600
20.00	20	38.00	100	36,600
22.00	22	40.00	100	48,700
24.00	24	40.00	100	61,800
25.00	25	40.00	100	61,800

### 4 FLUTE SOLID CARBIDE END MILL LONG

4-flute long length design square type with 35° helix & 10° rake designed for multi applications. AlTiN coating improves performance in wide range of applications with h10 tolerance.

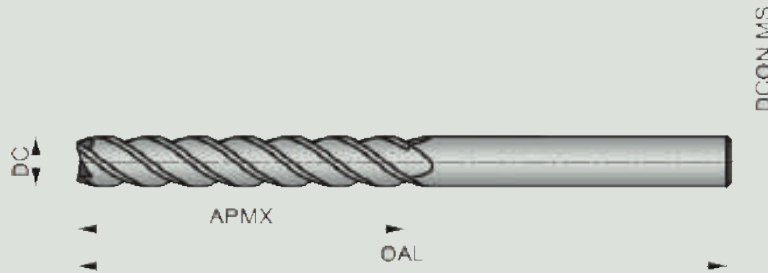


DC (MM)	D CON MS (MM)	APMX (MM)	OAL (MM)	PRICE (RS/NO)
1.00	4	3.00	50	2,150
3.00	3	20.00	60	4,110
4.00	4	20.00	75	4,640
5.00	5	25.00	75	5,150

DC (MM)	D CON MS (MM)	APMX (MM)	OAL (MM)	PRICE (RS/NO)
6.00	6	30.00	75	5,400
8.00	8	40.00	100	6,000
10.00	10	40.00	100	9,450
12.00	12	50.00	100	13,600

### 4 FLUTE SOLID CARBIDE END MILL EXTRA LONG

4-flute extra long length design square type with 35° helix & 10° rake designed for multi applications. AlTiN coating improves performance in wide range of applications with h10 tolerance.

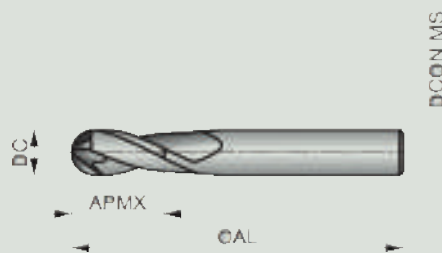


DC (MM)	DCON MS (MM)	APMX (MM)	OAL (MM)	PRICE (RS/NO)
3.00	3	20.00	75	4,520
4.00	4	40.00	100	5,950
5.00	5	40.00	100	5,950
6.00	6	40.00	150	6,300
8.00	8	70.00	150	14,400
10.00	10	75.00	150	21,600

DC (MM)	DCON MS (MM)	APMX (MM)	OAL (MM)	PRICE (RS/NO)
12.00	12	75.00	150	26,500
14.00	14	75.00	150	34,100
16.00	16	75.00	150	39,800
18.00	18	75.00	150	49,900
20.00	20	100.00	150	66,200

### 2 FLUTE SOLID CARBIDE BALL NOSE END MILL STANDARD

2-flute standard length design ball nose with 30° helix & 10° rake designed for contouring applications. AlTiN coating improves performance in wide range of applications with h10 tolerance.



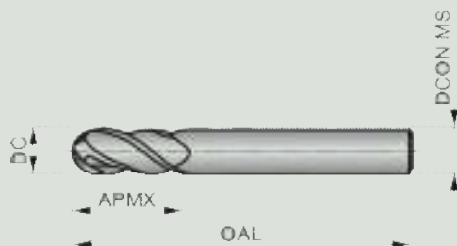
DC (MM)	DCON MS (MM)	APMX (MM)	OAL (MM)	PRICE (RS/NO)
1.00	3	9.00	38	2,890
1.50	3	9.00	38	2,890
2.00	3	9.00	38	2,890
2.50	3	9.00	38	2,890
3.00	3	9.00	38	2,890
4.00	4	14.00	50	3,400
5.00	5	16.00	50	4,280

DC (MM)	DCON MS (MM)	APMX (MM)	OAL (MM)	PRICE (RS/NO)
6.00	6	20.00	60	4,460
8.00	8	20.00	60	5,050
10.00	10	25.00	75	9,350
12.00	12	25.00	75	10,900
16.00	16	40.00	100	20,700
20.00	20	40.00	100	43,900

[BACK TO CONTENT PAGE](#)

### 4 FLUTE SOLID CARBIDE BALL NOSE END MILL STANDARD

4-flute standard length design ball nose with 30° helix & 10° rake designed for contouring applications. AlTiN coating improves performance in wide range of applications with h10 tolerance.




DC (MM)	DCON MS (MM)	APMX (MM)	OAL (MM)	PRICE (RS/NO)
1.00	3	3.00	38	2,890
1.50	3	5.00	38	2,890
2.00	3	7.00	38	2,890
2.50	3	7.00	38	2,890
3.00	3	9.00	38	2,890
4.00	4	14.00	50	3,400
5.00	5	16.00	50	4,280
6.00	6	20.00	60	4,460
7.00	7	20.00	60	5,050

DC (MM)	DCON MS (MM)	APMX (MM)	OAL (MM)	PRICE (RS/NO)
8.00	8	20.00	60	5,050
9.00	10	25.00	70	9,350
10.00	10	25.00	75	9,350
12.00	12	25.00	75	10,900
14.00	14	25.00	75	19,100
16.00	16	32.00	89	20,700
18.00	18	38.00	102	30,500
20.00	20	38.00	102	43,900

### 4 FLUTE SOLID CARBIDE BALL NOSE END MILL LONG

4-flute long length design ball nose with 30° helix & 10° rake designed for contouring applications. AlTiN coating improves performance in wide range of applications with h10 tolerance.



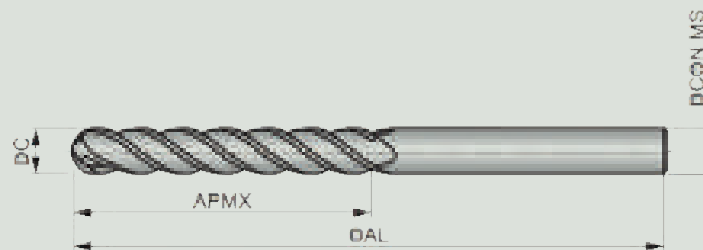
DC (MM)	DCON MS (MM)	APMX (MM)	OAL (MM)	PRICE (RS/NO)
3.00	3	20.00	75	4,930
4.00	4	20.00	75	5,600
5.00	6	30.00	75	6,200
6.00	6	30.00	75	6,500
8.00	8	29.00	100	7,150

DC (MM)	DCON MS (MM)	APMX (MM)	OAL (MM)	PRICE (RS/NO)
10.00	10	40.00	100	11,400
12.00	12	50.00	100	16,300
16.00	16	50.00	100	47,700
20.00	20	75.00	150	79,400

[BACK TO CONTENT PAGE](#)

## 4 FLUTE SOLID CARBIDE BALL NOSE END MILL EXTRA LONG

4-flute extra long length design ball nose with 30° helix & 10° rake designed for contouring applications. AlTiN coating improves performance in wide range of applications with h10 tolerance.



DC (MM)	DCON MS (MM)	APMX (MM)	OAL (MM)	PRICE (RS/NO)
3.00	3	20.00	60	4,930
6.00	6	50.00	100	6,850
8.00	8	40.00	100	14,500
10.00	10	75.00	150	25,900

DC (MM)	DCON MS (MM)	APMX (MM)	OAL (MM)	PRICE (RS/NO)
12.00	12	75.00	150	31,800
14.00	14	75.00	150	31,800
16.00	16	75.00	150	32,800
18.00	18	75.00	150	56,700

## CUSTOMISED SOLID CARBIDE ENDMILLS

PRODUCT DESCRIPTION	PRICE (RS)/NO
HP SCEM 7X12X50X8 CR.1.5-AITiN COATED	5,464
SCEM 12X25X75X12 CR.0.40 4FL AITiN	11,472
SCEM 4X25X74X4 CR.1.0 4FL AITiN	6,131
SCEM 8X16X100X8 CR0.5 4F	14,719
SCEM10X20X100X10 CR0.5 4F	17,850
SCEM 12X25X100X12 CR0.5 4F	21,727
SCEM 5.0X16X50X5SHKX4FL B/N SS-HARDCUT	4,276
SCEM 6.0X20X60X6SHK 4FL B/N SS-HARDCUT	4,882
SCEM 1.0X3XD4X50 4F For TITANIUM	3,114
SCEM 3.0X8X50X4 4F AITiN	2,479
SCEM 8 X 25 X 75 X 8SHK X 4FL AITiN	5,408
SCEM 17X38X17X102 4FL AITiN	25,382
SCEM 16X50X100X16SHKX4FL AITiN	19,172
SCEM 25X75X150X25 6FL AITiN	87,304
SCEM 6X75X150X6 4FL AITiN	11,898
SCEM 6x75x125 4FL AITiN	10,747
SCEM LONG 4X4X20X60 4 F AITiN	4,639
SCEM LONG 5X6X25X75 4 F AITiN	5,172
SCEM 12X12X75X150 4FL AITiN	36,341

PRODUCT DESCRIPTION	PRICE (RS)/NO
SC BALL NOSE LONG 8X8X50X100 4 F AITiN	8,909
SC BALL NOSE LONG 10X10X50X100 4 F AITiN	11,933
SCEM 3 X 12 X 38 X 3SHK X 2FL B/N AITiN	2,569
SCEM 4.0X14X50X4SHKX4FL B/N SS-HARDCUT	3,401
SCEM 3 X 20 X 60 X 3SHK X 4FL B/N AITiN	4,930
SCEM 8 X 20 X 64 X 8SHK X 4FL B/N AITiN	5,281
SCEM 6.5X20X64X6.5 AITiN	3,433
SCEM 8.5X20X64X8.5 AITiN	6,516
SCEM 11X25X75X11.0 4FL AITiN	7,814
SCEM 6.7X20X60X8 SHK 4FL AITiN	4,218
SCEM 7.5X20X8X64 4FL AITiN	4,118
SCEM 9.5X25X10X75 4FL AITiN	7,812
SCEM 9.5 X 20 X 75 X 10SHK 4FL AITiN	7,778
SCEM 15 X 40 X 100 X 15SHK X 4FL AITiN	32,616
SCEM LONG 8X8X50X100 4 F AITiN	7,201
SCEM 2.5X8X50X4 4F AITiN	2,479
SCEM LONG 10X10X50X100 4 F AITiN	11,362
SCEM 16X16X32X89 4F AITiN	17,202

[BACK TO CONTENT PAGE](#)

\* Please contact our team for prices

PREMIUM MAXX PRO SOLID CARBIDE ENDMILLS

# Maxx Pro Series

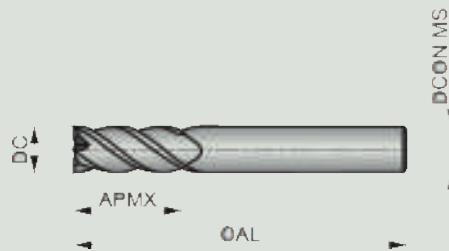
- End Mill 1.0 to 16mm Maxx Pro EM 4FL Std & long
- Ball End Mill 1.0 to 16 mm Maxx Pro (2FL & 4FL, Std, Long & ex long)
- AlTiSiN coating for extreme hardness and wear resistance
- Suitable for dry milling
- Variable flute indexing for improving wall finish
- Optimised geometry for plunging and interpolation
- Material (WMG) H

Maxx Pro series 45-60HRC



4 FLUTE SC SQ. END MILL MAXX PRO - STANDARD LENGTH (45 TO 60 HRC)

4-flute standard length design square type endmill with unequal helix & 6° rake designed for contouring applications. AlTiSiN coating increases tool life when machining hardened materials from 45 to 60 HRC.



DIA (MM)	SH.DIA	FL	OAL	PRICE (RS)/NO
1.00	4	3.00	50	3,400
1.50	4	4.00	50	3,400
2.00	4	6.00	50	5,150
2.50	4	6.00	50	5,150
3.00	4	8.00	50	5,150
4.00	4	11.00	50	5,150

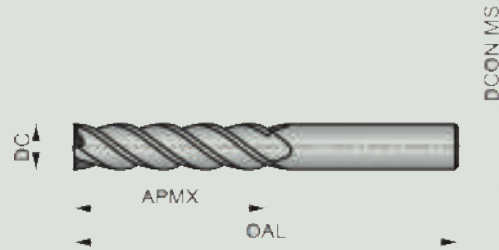
DIA (MM)	SH.DIA	FL	OAL	PRICE (RS)/NO
5.00	6	13.00	50	5,150
6.00	6	15.00	55	5,550
8.00	8	20.00	60	7,450
10.00	10	25.00	75	11,600
12.00	12	28.00	85	15,300
16.00	16	32.00	100	21,700

[BACK TO CONTENT PAGE](#)

\* Please contact our team for prices

### 4 FLUTE SC SQ. END MILL MAXX PRO - LONG LENGTH (45 TO 60 HRC)

4-flute long length design square type endmill with unequal helix & 6° rake designed for contouring applications. AlTiSiN coating increases tool life when machining hardened materials from 45 to 60 HRC.

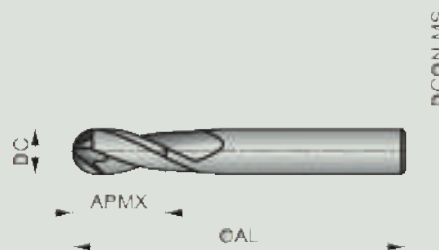


DC (MM)	DCON MS (MM)	APMX (MM)	OAL (MM)	PRICE (RS/NO)
4.00	4	11.00	75	7,500
5.00	6	13.00	75	7,500
6.00	6	15.00	75	7,800
8.00	8	20.00	100	13,300

DC (MM)	DCON MS (MM)	APMX (MM)	OAL (MM)	PRICE (RS/NO)
10.00	10	25.00	100	15,300
12.00	12	30.00	100	21,800
16.00	16	50.00	150	47,400

### 2 FLUTE SC BALL NOSE MAXX PRO - STANDARD LENGTH (45 TO 60 HRC)

2-flute standard length design ball nose with unequal helix & 6° rake designed for contouring applications. AlTiSiN coating increases tool life when machining hardened materials from 45 to 60 HRC.



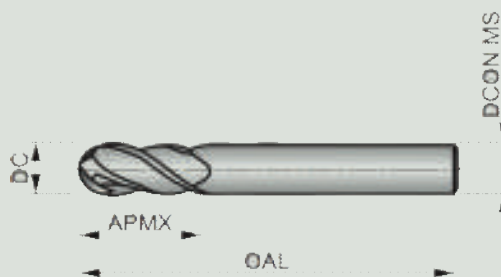
DC (MM)	DCON MS (MM)	APMX (MM)	OAL (MM)	PRICE (RS/NO)
2.00	4	8.00	50	4,660
3.00	4	6.00	50	4,660
4.00	4	8.00	50	4,660
5.00	6	10.00	50	9,500

DC (MM)	DCON MS (MM)	APMX (MM)	OAL (MM)	PRICE (RS/NO)
6.00	6	12.00	50	9,500
8.00	8	16.00	60	12,200
10.00	10	20.00	75	18,000
12.00	12	25.00	75	24,200

[BACK TO CONTENT PAGE](#)

**4 FLUTE SC BALL NOSE MAXX PRO - STANDARD LENGTH (45 TO 60 HRC)**


4-flute standard length design ball nose with unequal helix & 6° rake designed for contouring applications. AlTiSiN coating increases tool life when machining hardened materials from 45 to 60 HRC.



DC (MM)	DCON MS (MM)	APMX (MM)	OAL (MM)	PRICE (RS/NO)	DC (MM)	DCON MS (MM)	APMX (MM)	OAL (MM)	PRICE (RS/NO)
1.00	4	2.00	50	4,890	5.00	6	10.00	50	6,150
1.50	4	3.00	50	4,890	6.00	6	12.00	50	6,150
2.00	4	4.00	50	4,890	8.00	8	16.00	60	8,950
2.50	4	5.00	50	4,890	8.00	8	16.00	75	10,400
3.00	4	6.00	50	4,890	10.00	10	20.00	75	13,100
4.00	4	8.00	50	4,890	12.00	12	25.00	75	17,600

**4 FLUTE SC BALL NOSE MAXX PRO - LONG LENGTH (45 TO 60 HRC)**

4-flute long design ball nose with unequal helix & 6° rake designed for contouring applications. AlTiSiN coating increases tool life when machining hardened materials from 45 to 60 HRC.

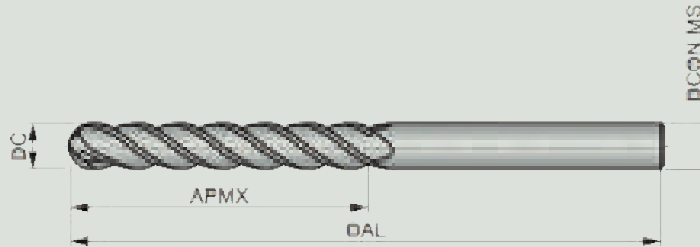


DC (MM)	DCON MS (MM)	APMX (MM)	OAL (MM)	PRICE (RS/NO)	DC (MM)	DCON MS (MM)	APMX (MM)	OAL (MM)	PRICE (RS/NO)
4.00	4	10.00	75	7,750	10.00	10	20.00	100	18,100
5.00	6	10.00	75	8,200	12.00	12	25.00	100	22,200
6.00	6	12.00	75	8,200	16.00	16	40.00	150	55,800
8.00	8	16.00	100	12,200					

[BACK TO CONTENT PAGE](#)

### 4 FLUTE SC BALL NOSE MAXX PRO - EXTRA LONG LENGTH (45 TO 60 HRC)

4-flute extra long design ball nose with unequal helix & 6° rake designed for contouring applications. AlTiSiN coating increases tool life when machining hardened materials from 45 to 60 HRC.



DC (MM)	DCON MS (MM)	APMX (MM)	OAL (MM)	PRICE (RS/NO)
4.00	4	8.00	100	7,900
6.00	6	12.00	100	8,950
6.00	6	30.00	150	13,400

DC (MM)	DCON MS (MM)	APMX (MM)	OAL (MM)	PRICE (RS/NO)
8.00	8	16.00	150	16,200
10.00	10	40.00	150	22,100
12.00	12	40.00	150	27,700

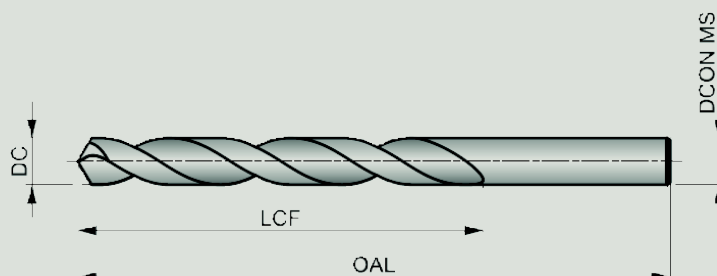
### CUSTOMISED MAXX PRO SOLID CARBIDE ENDMILLS (UPTO 55 HRC)

PRODUCT DESCRIPTION	PRICE (RS)/NO
Maxxpro EM 4x6x10x55 4F-55 HRC	8,294
Maxxpro EM 8x8x20x65 4F-55 HRC	10,692
Maxxpro EM 10x10x25x75 4F-55 HRC	15,936
Maxxpro Long EM 4x4x11x100 4F-55 HRC	7,643
Maxxpro Long EM 6x6x15x100 4F-55 HRC	8,677

PRODUCT DESCRIPTION	PRICE (RS)/NO
Maxxpro Long EM 6x6x40x150 4F-55 HRC	13,019
Maxxpro Long EM 8x8x20x75 4F-55 HRC	11,675
Maxxpro Long EM 8x8x40x150 4F-55 HRC	14,725
Maxxpro Long EM 10x10x50x150 4F-55 HRC	17,460
Maxxpro Long EM 14x14x50x150 4F-55 HRC	70,709

**SOLID CARBIDE JOBBER DRILL**

Miranda Maxx Solid Carbide Jobber Drills are designed to deliver exceptional performance in high-speed machining applications. Featuring a 140° point angle, these drills ensure superior centering and reduced thrust force, making them ideal for wide drilling application. AlTiN coating enhances thermal stability, wear resistance and extending tool life.



DC (MM)	DCON MS (MM)	LCF (MM)	OAL (MM)	LS (MM)	PRICE (RS/NO)
1.00	1.00	12.0	32.0	20.0	1,970.0
1.10	1.10	14.0	36.0	22.0	2,110.0
1.20	1.20	16.0	38.0	22.0	2,110.0
1.30	1.30	16.0	38.0	22.0	2,110.0
1.40	1.40	18.0	40.0	22.0	2,110.0
1.50	1.50	18.0	40.0	22.0	2,110.0
1.60	1.60	20.0	43.0	23.0	2,420.0
1.70	1.70	20.0	43.0	23.0	2,420.0
1.80	1.80	22.0	46.0	24.0	2,420.0
1.90	1.90	22.0	46.0	24.0	2,420.0
2.00	2.00	24.0	49.0	25.0	2,420.0
2.10	2.10	24.0	49.0	25.0	2,420.0
2.20	2.20	27.0	53.0	26.0	2,420.0
2.30	2.30	27.0	53.0	26.0	2,420.0
2.40	2.40	30.0	57.0	27.0	2,420.0
2.50	2.50	30.0	57.0	27.0	2,420.0
2.60	2.60	30.0	57.0	27.0	2,700.0
2.70	2.70	33.0	61.0	28.0	2,700.0
2.80	2.80	33.0	61.0	28.0	2,700.0
2.90	2.90	33.0	61.0	28.0	2,700.0
3.00	3.00	33.0	61.0	28.0	2,700.0
3.10	3.10	36.0	65.0	29.0	2,940.0
3.20	3.20	36.0	65.0	29.0	2,940.0
3.30	3.30	36.0	65.0	29.0	2,940.0

DC (MM)	DCON MS (MM)	LCF (MM)	OAL (MM)	LS (MM)	PRICE (RS/NO)
3.40	3.40	39.0	70.0	31.0	2,940.0
3.50	3.50	39.0	70.0	31.0	2,940.0
3.60	3.60	39.0	70.0	31.0	3,620.0
3.70	3.70	39.0	70.0	31.0	3,620.0
3.80	3.80	43.0	75.0	32.0	3,620.0
3.90	3.90	43.0	75.0	32.0	3,620.0
4.00	4.00	43.0	75.0	32.0	3,620.0
4.10	4.10	43.0	75.0	32.0	3,880.0
4.20	4.20	43.0	75.0	32.0	3,880.0
4.30	4.30	24.0	58.0	34.0	3,880.0
4.40	4.40	47.0	80.0	33.0	3,880.0
4.50	4.50	47.0	80.0	33.0	3,880.0
4.60	4.60	47.0	80.0	33.0	4,440.0
4.70	4.70	47.0	80.0	33.0	4,440.0
4.80	4.80	47.0	80.0	33.0	4,440.0
4.90	4.90	52.0	86.0	34.0	4,440.0
5.00	5.00	52.0	86.0	34.0	4,440.0
5.10	5.10	52.0	86.0	34.0	5,150.0
5.20	5.20	52.0	86.0	34.0	5,150.0
5.30	5.30	52.0	86.0	34.0	5,150.0
5.40	5.40	57.0	93.0	36.0	5,150.0
5.50	5.50	57.0	93.0	36.0	5,150.0
5.60	5.60	57.0	93.0	36.0	5,350.0
5.70	5.70	57.0	93.0	36.0	5,350.0

[BACK TO CONTENT PAGE](#)

\* Please contact our team for prices

DC (MM)	DCON MS (MM)	LCF (MM)	OAL (MM)	LS (MM)	PRICE (RS/NO)
5.80	5.80	57.0	93.0	36.0	5,350.0
5.90	5.90	57.0	93.0	36.0	5,350.0
6.00	6.00	57.0	93.0	36.0	5,350.0
6.10	6.10	63.0	101.0	38.0	6,000.0
6.20	6.20	63.0	101.0	38.0	6,000.0
6.30	6.30	63.0	101.0	38.0	6,000.0
6.40	6.40	63.0	101.0	38.0	6,000.0
6.50	6.50	63.0	101.0	38.0	6,000.0
6.60	6.60	63.0	101.0	38.0	6,600.0
6.70	6.70	69.0	109.0	40.0	6,600.0
6.80	6.80	69.0	109.0	40.0	6,600.0
6.90	6.90	69.0	109.0	40.0	6,600.0
7.00	7.00	69.0	109.0	40.0	6,600.0
7.10	7.10	69.0	109.0	40.0	7,200.0
7.20	7.20	69.0	109.0	40.0	7,200.0
7.30	7.30	69.0	109.0	40.0	7,200.0
7.40	7.40	69.0	109.0	40.0	7,200.0
7.50	7.50	69.0	109.0	40.0	7,200
7.60	7.60	75.0	117.0	42.0	8,100
7.70	7.70	75.0	117.0	42.0	8,100
7.80	7.80	75.0	117.0	42.0	8,100
7.90	7.90	75.0	117.0	42.0	8,100
8.00	8.00	75.0	117.0	42.0	8,100
8.10	8.10	75.0	117.0	42.0	8,900
8.20	8.20	75.0	117.0	42.0	8,900
8.30	8.30	75.0	117.0	42.0	8,900
8.40	8.40	75.0	117.0	42.0	8,900
8.50	8.50	75.0	117.0	42.0	8,900
8.60	8.60	81.0	125.0	44.0	10,100
8.70	8.70	81.0	125.0	44.0	10,100
8.80	8.80	81.0	125.0	44.0	10,100
8.90	8.90	81.0	125.0	44.0	10,100
9.00	9.00	81.0	125.0	44.0	10,100
9.10	9.10	81.0	125.0	44.0	11,500
9.20	9.20	81.0	125.0	44.0	11,500
9.30	9.30	81.0	125.0	44.0	11,500
9.40	9.40	81.0	125.0	44.0	11,700
9.50	9.50	81.0	125.0	44.0	11,700
9.60	9.60	87.0	133.0	46.0	13,200
9.70	9.70	87.0	133.0	46.0	13,200
9.80	9.80	87.0	133.0	46.0	13,200

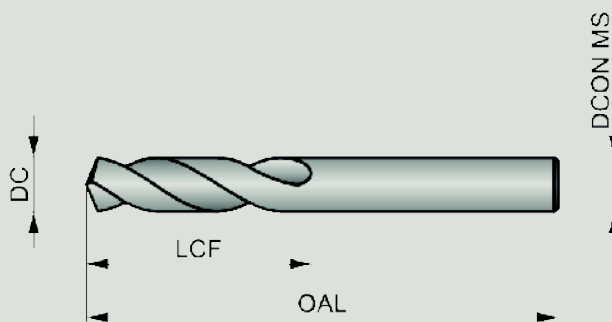
DC (MM)	DCON MS (MM)	LCF (MM)	OAL (MM)	LS (MM)	PRICE (RS/NO)
9.90	9.90	87.0	133.0	46.0	14,000
10.00	10.00	87.0	133.0	46.0	14,000
10.10	10.10	87.0	133.0	46.0	14,800
10.20	10.20	87.0	133.0	46.0	14,800
10.30	10.30	87.0	133.0	46.0	14,800
10.40	10.40	87.0	133.0	46.0	14,800
10.50	10.50	87.0	133.0	46.0	14,800
10.60	10.60	87.0	133.0	46.0	17,600
10.70	10.70	94.0	142.0	48.0	17,600
10.80	10.80	94.0	142.0	48.0	17,600
10.90	10.90	94.0	142.0	48.0	18,200
11.00	11.00	94.0	142.0	48.0	18,200
11.20	11.20	94.0	142.0	48.0	20,100
11.50	11.50	94.0	142.0	48.0	20,100
11.70	11.70	101.0	151.0	50.0	20,100
11.80	11.80	94.0	142.0	48.0	20,100
12.00	12.00	101.0	151.0	50.0	20,100
12.20	12.20	101.0	151.0	50.0	25,100
12.50	12.50	101.0	151.0	50.0	25,100
12.70	12.70	101.0	151.0	50.0	25,100
12.80	12.80	101.0	151.0	50.0	25,100
13.00	13.00	101.0	151.0	50.0	25,100
13.20	13.20	108.0	160.0	52.0	31,400
13.50	13.50	108.0	160.0	52.0	31,400
13.80	13.80	108.0	160.0	52.0	31,400
14.00	14.00	108.0	160.0	52.0	31,400
14.50	14.50	114.0	169.0	55.0	35,500
14.80	14.80	114.0	169.0	55.0	38,100
15.00	15.00	120.0	178.0	58.0	38,100
15.50	15.50	120.0	178.0	58.0	46,600
15.80	15.80	120.0	178.0	58.0	46,600
16.00	16.00	120.0	178.0	58.0	46,600
16.50	16.50	125.0	184.0	59.0	59,200
17.00	17.00	125.0	184.0	59.0	61,400
17.50	17.50	130.0	191.0	61.0	63,800
18.00	18.00	130.0	191.0	61.0	63,800
18.50	18.50	135.0	198.0	63.0	79,800
19.00	19.00	135.0	198.0	63.0	79,800
19.50	19.50	140.0	205.0	65.0	84,200
20.00	20.00	140.0	205.0	65.0	84,200

[BACK TO CONTENT PAGE](#)

\* Please contact our team for prices

**SOLID CARBIDE STUB DRILL**

Miranda Maxx Solid Carbide Stub Drills are engineered for outstanding performance in high-speed machining environments. With a 140° point angle, they offer excellent centering capability and reduced cutting forces, making them suitable for a wide range of drilling operations. AlTiN coating enhances thermal stability, wear resistance and extending tool life.



DC (MM)	DCON MS (MM)	LCF (MM)	OAL (MM)	LS (MM)	PRICE (RS/NO)
1.00	1.00	6.0	26.0	20.0	1,810
1.10	1.10	7.0	28.0	21.0	2,080
1.20	1.20	8.0	30.0	22.0	2,080
1.30	1.30	8.0	30.0	22.0	2,080
1.40	1.40	9.0	32.0	23.0	2,080
1.50	1.50	9.0	32.0	23.0	2,080
1.60	1.60	10.0	34.0	24.0	2,080
1.70	1.70	11.0	36.0	25.0	2,170
1.90	1.90	12.0	38.0	26.0	2,170
2.00	2.00	12.0	38.0	26.0	2,220
2.10	2.10	12.0	38.0	26.0	2,220
2.20	2.20	13.0	40.0	27.0	2,220
2.30	2.30	13.0	40.0	27.0	2,220
2.40	2.40	14.0	43.0	29.0	2,220
2.50	2.50	14.0	43.0	29.0	2,220
2.60	2.60	14.0	43.0	29.0	2,220
2.70	2.70	16.0	46.0	30.0	2,220
2.80	2.80	16.0	46.0	30.0	2,240
2.90	2.90	16.0	46.0	30.0	2,240
3.00	3.00	16.0	46.0	30.0	2,480

DC (MM)	DCON MS (MM)	LCF (MM)	OAL (MM)	LS (MM)	PRICE (RS/NO)
3.10	3.10	18.0	49.0	31.0	2,560
3.20	3.20	18.0	49.0	31.0	2,560
3.30	3.30	18.0	49.0	31.0	2,560
3.40	3.40	20.0	52.0	32.0	2,560
3.50	3.50	20.0	52.0	32.0	2,560
3.60	3.60	20.0	52.0	32.0	2,690
3.70	3.70	20.0	52.0	32.0	2,690
3.80	3.80	22.0	55.0	33.0	2,690
3.90	3.90	22.0	55.0	33.0	2,690
4.00	4.00	22.0	55.0	33.0	3,150
4.10	4.10	22.0	55.0	33.0	3,150
4.20	4.20	22.0	55.0	33.0	3,510
4.30	4.30	24.0	58.0	34.0	3,510
4.40	4.40	24.0	58.0	34.0	3,510
4.50	4.50	24.0	58.0	34.0	3,510
4.60	4.60	24.0	58.0	34.0	3,510
4.70	4.70	24.0	58.0	34.0	3,510
4.80	4.80	26.0	62.0	36.0	3,870
4.90	4.90	26.0	62.0	36.0	3,870
5.00	5.00	26.0	62.0	36.0	3,870

• Price are subject to revision without any notice

[BACK TO CONTENT PAGE](#)

\* Please contact our team for prices

DC (MM)	DCON MS (MM)	LCF (MM)	OAL (MM)	LS (MM)	PRICE (RS/NO)
5.10	5.10	26.0	62.0	36.0	4,570
5.20	5.20	26.0	62.0	36.0	4,570
5.30	5.30	26.0	62.0	36.0	4,570
5.40	5.40	28.0	66.0	38.0	4,570
5.50	5.50	28.0	66.0	38.0	4,570
5.60	5.60	28.0	66.0	38.0	4,650
5.70	5.70	28.0	66.0	38.0	4,650
5.80	5.80	28.0	66.0	38.0	4,650
5.90	5.90	28.0	66.0	38.0	4,650
6.00	6.00	28.0	66.0	38.0	4,650
6.10	6.10	31.0	70.0	39.0	5,000
6.20	6.20	31.0	70.0	39.0	5,000
6.30	6.30	31.0	70.0	39.0	5,000
6.40	6.40	31.0	70.0	39.0	5,000
6.50	6.50	31.0	70.0	39.0	5,000
6.60	6.60	31.0	70.0	39.0	6,800
6.70	6.70	31.0	70.0	39.0	6,800
6.80	6.80	34.0	74.0	40.0	6,800
6.90	6.90	34.0	74.0	40.0	6,800
7.00	7.00	34.0	74.0	40.0	6,800
7.10	7.10	34.0	74.0	40.0	7,400
7.20	7.20	34.0	74.0	40.0	7,400
7.30	7.30	34.0	74.0	40.0	7,400
7.40	7.40	34.0	74.0	40.0	7,400
7.50	7.50	34.0	74.0	40.0	7,400
7.70	7.70	37.0	79.0	42.0	8,350
7.80	7.80	37.0	79.0	42.0	8,350
7.90	7.90	37.0	79.0	42.0	8,350
8.00	8.00	37.0	79.0	42.0	8,350
8.10	8.10	37.0	79.0	42.0	9,150
8.20	8.20	37.0	79.0	42.0	9,150
8.30	8.30	37.0	79.0	42.0	9,150
8.40	8.40	37.0	79.0	42.0	9,150
8.50	8.50	37.0	79.0	42.0	9,150
8.70	8.70	40.0	84.0	44.0	10,400
8.80	8.80	40.0	84.0	44.0	10,400
9.00	9.00	40.0	84.0	44.0	10,400

DC (MM)	DCON MS (MM)	LCF (MM)	OAL (MM)	LS (MM)	PRICE (RS/NO)
9.20	9.20	40.0	84.0	44.0	11,900
9.30	9.30	40.0	84.0	44.0	11,900
9.50	9.50	40.0	84.0	44.0	11,900
9.80	9.80	43.0	89.0	46.0	13,300
10.00	10.00	43.0	89.0	46.0	13,300
10.20	10.20	43.0	89.0	46.0	15,200
10.30	10.30	43.0	89.0	46.0	15,200
10.40	10.40	43.0	89.0	46.0	15,200
10.50	10.50	43.0	89.0	46.0	15,200
10.70	10.70	47.0	95.0	48.0	18,100
10.80	10.80	47.0	95.0	48.0	18,100
11.00	11.00	47.0	95.0	48.0	18,100
11.20	11.20	47.0	95.0	48.0	20,700
11.50	11.50	47.0	95.0	48.0	23,200
11.70	11.70	51.0	102.0	51.0	23,200
11.80	11.80	47.0	95.0	48.0	23,200
12.00	12.00	51.0	102.0	51.0	23,200
12.50	12.50	51.0	102.0	51.0	23,200
13.00	13.00	51.0	102.0	51.0	23,200
13.20	13.20	51.0	102.0	51.0	27,600
13.50	13.50	51.0	102.0	51.0	27,600
13.80	13.80	54.0	107.0	53.0	31,000
14.00	14.00	54.0	107.0	53.0	31,000
14.20	14.20	56.0	111.0	55.0	31,000
14.50	14.50	56.0	111.0	55.0	33,800
15.00	15.00	56.0	111.0	55.0	33,800
15.20	15.20	56.0	111.0	55.0	33,800
15.50	15.50	56.0	111.0	55.0	33,800
16.00	16.00	58.0	115.0	57.0	33,800
16.50	16.50	60.0	119.0	59.0	33,800
17.00	17.00	60.0	119.0	59.0	44,800
18.00	18.00	62.0	123.0	61.0	54,200
18.50	18.50	64.0	127.0	63.0	67,800
19.00	19.00	64.0	127.0	63.0	67,800
19.50	19.50	66.0	131.0	65.0	71,500
20.00	20.00	66.0	131.0	65.0	71,500

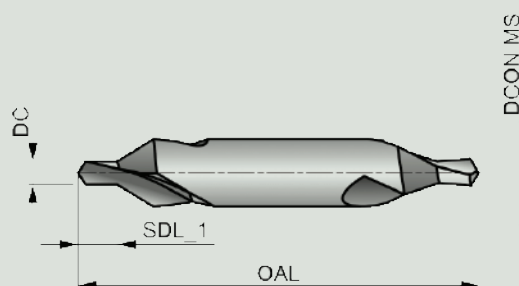
• Price are subject to revision without any notice

[BACK TO CONTENT PAGE](#)

\* Please contact our team for prices

### SOLID CARBIDE CENTRE DRILL 60° COUNTERSINK, BRIGHT

Designed for accurately initiating a centered hole at the end of a shaft, this tool ensures secure workpiece holding prior to machining. Engineered for versatility, it is suitable for a wide range of materials and features dual drilling ends to enhance productivity. The DIN33A integrated 60° countersink supports precise alignment. Compatible with all CNC machines.

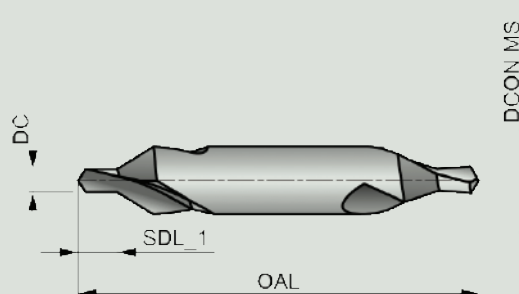


DC (MM)	BODY (MM)	OAL (MM)	SDL_1 (MM)	PRICE (RS/NO)
2.00	5.0	40.0	3.30 - 2.50	6,500
2.50	6.3	45.0	4.10 - 3.10	8,800
3.15	8.0	50.0	4.90 - 3.90	10,400

DC (MM)	BODY (MM)	OAL (MM)	SDL_1 (MM)	PRICE (RS/NO)
3.30	8.0	50.0	-	10,400
4.00	10.0	56.0	6.20 - 5.00	13,800
5.00	12.5	63.0	7.50 - 6.30	21,500

### SOLID CARBIDE CENTRE DRILL 60° COUNTERSINK, BRIGHT BS TYPE

Designed for accurately initiating a centered hole at the end of a shaft, this tool ensures secure workpiece holding prior to machining. Engineered for versatility, it is suitable for a wide range of materials and features dual drilling ends to enhance productivity. The BS328 integrated 60° countersink supports precise alignment. Compatible with all CNC

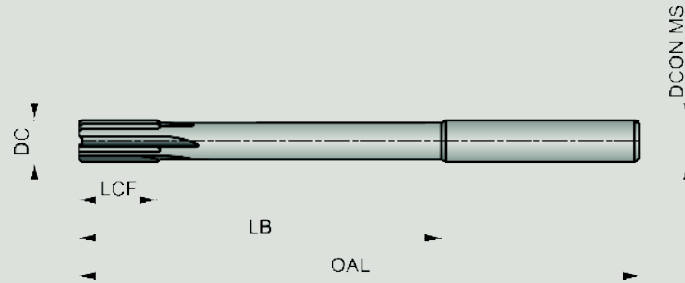


DC (GAUGE)	DC (INCH)	BODY (Inch)	OAL (Inch)	SDL_1 (Inch)	PRICE (RS/NO)
BS2	1/16	3/16	1.3/4	3/32 - 5/64	6,500
BS3	3/32	1/4	2	5/32 - 1/8	8,800
BS4	1/8	5/16	2.1/4	3/16 - 5/32	10,400
BSS5	3/16	7/16	2.1/2	9/32 - 1/4	19,800
BS6	1/4	5/8	3	3/8 - 5/16	29,300

[BACK TO CONTENT PAGE](#)

## SOLID CARBIDE REAMER, H7 ACCURACY, BRIGHT FINISH

Straight flute reamer engineered to deliver hole finishes within H7 tolerance limits. Optimized for high performance and extended tool life across a variety of materials, it enhances hole roundness, dimensional accuracy, and surface finish. Features a 1.0 mm × 45° bevel edge for smooth entry and reduced cutting forces. Ideal for CNC machining applications, offering consistent and reliable results.



DC (MM)	LCF (MM)	OAL (MM)	LS (MM)	DCON MS (MM)	NO OF FLUTES	PRICE (RS/NO)
3.00	16.0	57.0	41.0	3.00	4.0	4,430
4.00	19.0	63.0	44.0	4.00	4.0	5,200
5.00	25.0	75.0	50.0	5.00	4.0	6,250
6.00	25.0	75.0	50.0	6.00	4.0	7,550
8.00	28.0	82.0	54.0	8.00	6.0	11,600
10.00	31.0	89.0	58.0	10.00	6.0	14,900
11.00	50.0	100.0	50.0	11.00	6.0	15,400
12.00	40.0	100.0	60.0	12.00	6.0	18,300
13.00	48.0	100.0	52.0	14.00	6.0	30,300






## CUSTOMISED SOLID CARBIDE DRILLS

PRODUCT DESCRIPTION	PRICE (RS/NO)
SCDR 3.0 X 40 X 75 X 3.0 TIALN	4,439
SCDR 6X85X195X6 TIALN	12,884
SCDR 4.2X80X120X5.0 COATED THROUGH COOLANT	14,717
SCDR 5.0X110X160X5.0 COATED THROUGH COOLANT	16,354
SCDR 5.0X80X120X5.0 COATED THROUGH COOLANT	14,717
SCDR 6.8X110X160X8.0 TIALN THROUGH COOLANT	23,208
SC REAMER 6H7X50X150X6SH 6FL	9,696
SC REAMER 8H7X50X150X8SH 6FL	15,380
SC REAMER 12H7X50X150X12SH 6FL	26,867

[BACK TO CONTENT PAGE](#)

\* Please contact our team for prices

# Applications Range

Side Milling	Face Milling	Slot Milling	Plunge Milling	Ramping
				
The radial depth of cut should be less than .25 of the diameter of the end mill.	The radial depth of cut should be no more than .9 of the diameter, axial depth of cut less than .1 of the diameter.	Machining of a slot for keyways. The radial depth of cut is equal to the diameter on the end mill.	It is possible to drill the workpiece with an end mill only with the cutting center. In this operation the feed has to be halved.	Both axial and radial entering into the workpiece.

## Maxx series cutting parameters

### Maxx Series

- Optimise the cutting parameters based on the material and setup for best performance
- Control the runout for the best tool life
- Prefer dry milling for ISO and P and K



SC Endmill - Maxx series		
WMG	VC m/min	Feed/tooth mm
P	50-120	0.01-0.06
M	30-40	0.007-0.036
K	70-180	0.05-0.1

## Maxx Pro series cutting parameters

### Maxx Pro Series

- Optimise the cutting parameters based on the material hardness and setup for best performance
- Control the runout for the best tool life
- Prefer dry milling for ISO H

SC Endmill - Maxx Pro series		
WMG	VC m/min	Feed/tooth mm
H	40-100	0.005-0.04



[BACK TO CONTENT PAGE](#)

## Solid carbide drill Cutting parameters range

SC drills Non through coolant

- Parameters from the below range can be optimised for a given application.
- For the best results, runout should be controlled under 20 microns

SC drill Jobber/Stub		
WMG	VC m/min	Feed/rev
P	40-100	0.1-0.28
M	30-40	0.05-0.15
K	50-120	0.1-0.3

## Solid carbide reamer Cutting parameters range

SC reamer Non through coolant

- Parameters from the below range can be optimised for a given application.
- For the best results, keep a controlled stock for reamer.

SC reamer		
WMG	VC m/min	Feed/rev
P	10-20	0.04-0.28
M	7-15	0.04-0.13
K	10-20	0.1-0.3
N	30-60	0.05-0.3









**Certainty  
at every turn™**

FOLLOW US...



YOUTUBE



LINKEDIN



X



INSTAGRAM



FACEBOOK