

MIRANDA PRODUCTS PRICE LIST

EFFECTIVE FROM 13.02.2026

DPM13022026 VERSION 2



**Certainty
at every turnTM**



GOKUL TRADERS

📍 983, Raviwar Peth, Laxmi Road, Pune - 411002

☎ +91 7410524141 / 9371012756

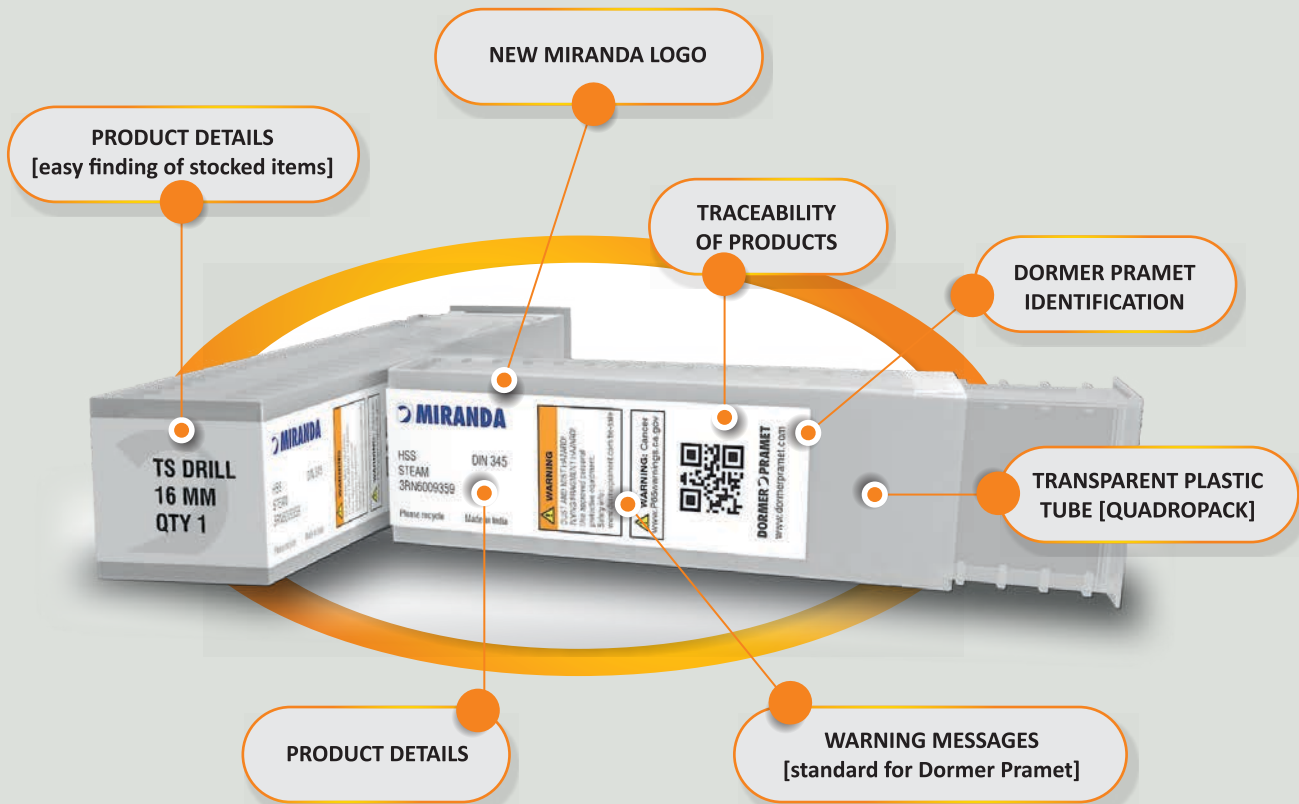
✉ info@gokultraders.com

🌐 www.gokultraders.com

TERMS & CONDITIONS

1. All Govt. taxes and levies are extra.
2. Delivery F.O.R destination
3. This price list is effective from 01.01.2026 and supersedes our previous Price list, prices are subject to revision without any notice.
4. For unlisted intermediate sizes, please contact the respective sales team.
5. We also manufacture special products as per your requirements.
6. Please contact our team for prices of customised products as per your requirements.

NEW PACKAGING FEATURES



[BACK TO CONTENT PAGE](#)

CERTIFICATE OF REGISTRATION

This is to certify that the management system of:

Dormer Pramet India Private Limited

included as part of certificate for Dormer Pramet

Address: Plot No. 903 & 904, GIDC, Ankleshwar – 393002,
Dist. Bharuch, Gujarat, India

has been registered by Intertek as conforming to the requirements of

ISO 9001:2015

The management system is applicable to:

Development, manufacturing, marketing and sales of cutting tools.

Certificate Number:

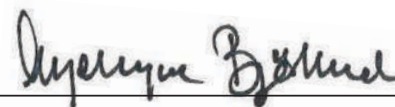
0085130/J

Initial Certification Date:

31 January 2010

Valid Until:

17 January 2027

Angelique Björklund

MD, Business Assurance Nordics

Intertek Certification AB

P.O. Box 1103, SE-164 22 Kista, Sweden



In the issuance of this certificate, Intertek assumes no liability to any party other than to the Client, and then only in accordance with the agreed upon Certification Agreement. This certificate's validity is subject to the organization maintaining their system in accordance with Intertek's requirements for systems certification. Validity may be confirmed via email at certificate.validation@intertek.com or by scanning the code to the right with a smartphone.

The certificate remains the property of Intertek, to whom it must be returned upon request.



CERTIFICATE OF REGISTRATION

This is to certify that the management system of:

Dormer Pramet India Private Limited

included as part of certificate for Dormer Pramet

Address: Plot No. 903 & 904, GIDC, Ankleshwar – 393002,
Dist. Bharuch, Gujarat, India

has been registered by Intertek as conforming to the requirements of

ISO 9001:2015

The management system is applicable to:

Manufacturing and distribution of cutting tools

Certificate Number:

0085130/I

Initial Certification Date:

31 January 2010

Valid Until:

17 January 2027



intertek



Accred. no. 1639
Certification of management systems
ISO/IEC 17021-1

Angelique Björklund

MD, Business Assurance Nordics

Intertek Certification AB

P.O. Box 1103, SE-164 22 Kista, Sweden



In the issuance of this certificate, Intertek assumes no liability to any party other than to the Client, and then only in accordance with the agreed upon Certification Agreement. This certificate's validity is subject to the organization maintaining their system in accordance with Intertek's requirements for systems certification. Validity may be confirmed via email at certificate.validation@intertek.com or by scanning the code to the right with a smartphone.

The certificate remains the property of Intertek, to whom it must be returned upon request.



CONTENT

HSS TOOLBIT BLANKS

HSS Square Toolbit Blanks (Inch).....	7
HSS Square Toolbit Blanks (mm).....	8
HSS Round Toolbit Blanks (Inch).....	9
HSS Round Toolbit Blanks (mm).....	10
HSS Flat (Rectangular) Toolbit Blanks (Inch).....	12
HSS Flat (Rectangular) Toolbit Blanks (mm).....	13
HSS Parting Toolbits.....	13
HSS Toolbit Blank Zedd P.....	14
Customised Toolbit.....	15

HSS DRILLS

HSS Parallel Shank Jobber Series.....	19
HSS Parallel Shank Stub Series.....	22
HSS Intermediate Length Drill.....	23
HSS Jobber Drill - Steam Tempered.....	23
HSS Jobber Drill Set.....	24
HSS Jobber Drills Tin Coated.....	25
HSS-E Jobber Drills Tin Coated.....	25
HSS Parallel Shank-Long Series.....	26
HSS Parallel Shank-Extra Long Series.....	27
HSS Center Drills.....	30
HSS & HSS-E Taper Shank Drills.....	32
HSS Taper Shank Drills - Long Series.....	35
HSS Taper Shank Extra Long Series.....	36
Customised Parallel shank Drills.....	38
Masonry Drills.....	39

HSS ENDMILLS & REAMERS

HSS (M2 & M42) Parallel Shank Endmills Center Cut Endmills.....	41
HSS (M2 & M42) HSS Parallel Shank Endmills Non-Center Cut Endmills.....	42
HSS (M2 & M42) HSS Parallel Shank Slot Drills.....	43
HSS (M2 & M42) HSS Parallel Shank Endmills - : Long Series.....	44
HSS Parallel Shank Roughing Endmills M42.....	44
HSS Parallel Shank Ball Nose Endmill.....	44
M42 TiAlN Coated Center Cut Endmills.....	45
Customised Endmills & Slotdrills.....	45
HSS Reamers with H7 Tolerance.....	47
HSS Taper Pin Hand Reamers.....	49
Customised Reamers.....	49

CORE DRILLS

High Speed Steel Taper Shank Core Drills.....	51
---	----

HSS & TCT ANNULAR CUTTERS

HSS Annular Cutter.....	54
TCT Annular Cutter.....	55

HSS Taps

HSS Staright Flute Taps (Metric Coarse).....	57
M35 and M42 HSS Taps (Metric Coarse).....	60
HSS Long Shank Machine Taps.....	60
Left Hand Taps (Metric Coarse).....	61
HSS Straight Flute Taps (Metric Fine).....	61
HSS Staright Flute Taps (Metric Fine).....	62
HSS Machine Taps (Metric Fine).....	65
HSS Hand Taps - BSW.....	65
HSS Hand Taps - BSF.....	66
HSS Hand Taps - BA.....	66
HSS UNC Taps.....	67
HSS UNF Taps.....	68
HSS Pipe Taps.....	68
HSS Taps (UNF).....	69
HSS UN Taps.....	69
HSS-E (8% Co) Nib Taps.....	69
HSS Helicoil Taps - Metric Coarse.....	70

Customised HSS Taps.....	70
High Performance Taps - Miranda edge platinum cut.....	79

TUNGSTEN CARBIDE TIPPED TOOLS

ISO 1 (110) Bar Turning Tools.....	81
ISO 2 (111) Cranked Turning & Facing Tools.....	81
ISO 3 (123)Cranked Finishing Tools.....	81
ISO 5 (126) Cranked Facing Tools.....	82
ISO 6 (117) Cranked Knife Tools.....	82
ISO 7 (150) Parting Off Tools.....	82
ISO 8 (130)Boring Tools (Square).....	83
ISO 8 (131)Boring Tools (Round).....	83
ISO 9 (135)Boring Tools (Square).....	83
ISO 9 (136)Boring Tools (Round).....	84
115 - Cranked Round Nose Turning Tools.....	84
116 Bar Turning Tools.....	84
140 (60°) Boring Tools (Square).....	84
140 (60°)Boring Tools (Round).....	85
141 (90°)Boring Tools (Square).....	85
141 (90°) Boring Tools (Round).....	85
142 (45°)Boring Tools (Square).....	85
142 (45°) Boring Tools (Round).....	86
156 Cranked Internal Recessing Tools.....	86
165 Straight Threading Tools (55°).....	86
165 Straight Threading Tools (60°).....	86
166 Internal Threading Tools (60°).....	87
Ind-2 External Threading Tools.....	87
113 Straight Round Nose Turning Tool.....	87
122 Pointed Turning Tools.....	87
ISO 4 (127) Recessing Tools.....	88
163 Straight Turning & Grooving Tools.....	88
Customised CTT.....	88

TUNGSTEN CARBIDE ROTARY BURRS

Tungsten Carbide Rotary Burrs.....	91
Customised TCRB.....	93

SOLID CARBIDE ENDMILLS

2 Flute Solid Carbide End Mill.....	96
4 Flute Solid Carbide End Mill Standard.....	96
4 Flute Solid Carbide End Mill Long.....	97
4 Flute Solid Carbide End Mill Extra Long.....	98
2 Flute Solid Carbide Ball Nose End Mill Standard.....	98
4 Flute Solid Carbide Ball Nose End Mill Standard.....	99
4 Flute Solid Carbide Ball Nose End Mill Long.....	99
4 Flute Solid Carbide Ball Nose End Mill Extra Long.....	100
Customised Solid carbide Endmills.....	100

PREMIUM MAXX PRO SOLID CARBIDE ENDMILLS

4 Flute SC Sq. End Mill Maxx Pro - Standard Length (45 To 60 HRC).....	101
4 Flute SC Sq. End Mill Maxx Pro - Long Length (45 To 60 HRC).....	102
2 Flute SC Ball Nose Maxx Pro - Standard Length (45 To 60 HRC).....	102
4 Flute SC Ball Nose Maxx Pro - Standard Length (45 To 60 HRC).....	103
4 Flute SC Ball Nose Maxx Pro - Long Length (45 To 60 HRC).....	103
4 Flute SC Ball Nose Maxx Pro - Extra Long Length (45 To 60 HRC).....	104

SOLID CARBIDE DRILL, CENTRE DRILL & REAMER

Solid Carbide Jobber Drill.....	105
Solid Carbide Stub Drill.....	107
Solid Carbide Centre Drill 60° Countersink, Bright.....	109
Solid Carbide Centre Drill 60° Countersink, Bright Bs Type.....	109
Solid Carbide Reamer, H7 Accuracy, Bright Finish.....	110
Customised Solid Carbide Drills.....	110

HSS TOOLBITS SQUARE & ROUND

INTRODUCTION

Miranda HSS Square and round toolbits are in blank form to cover many applications with one tool. Our special heat treatment provides higher tool life. Multiple re-grinding allows usage of total tool life. Most suitable for copy turning. Ideal solution for general lathe work & traub machine,



- Squares with 15° Bevel edge
- Round with 0° Bevel edge

Manufacturing Standards

I.S.	11143-1991
DIN	4964
ISO	5421

FEATURES & BENEFITS

- ▶ Excellent performance on critical application
- ▶ Special Surface treatment Improves Wear Resistance
- ▶ Superior Performance
- ▶ Extended re-sharping frequency
- ▶ Available in Zedd, Zedd+, S100, S200, S400E, S400, S500 Grades for different applications

[BACK TO CONTENT PAGE](#)

HSS SQUARE TOOLBIT BLANKS (INCH)

		GRADES						
INCH	EQUIVALENT MM	ZEDD M2 SQ. PRICE (RS)/NO	S100 M35 SQ. PRICE (RS)/NO	S200 M42 SQ. PRICE (RS)/NO	S400 T42 SQ. PRICE (RS)/NO	S400 E M35 SQ. PRICE (RS)/NO	S500 T42 SQ. PRICE (RS)/NO	PKT. QTY.
3/32 x 2.1/2	2.38 x 63.50	*	*	*	*	*	*	10
3/32 x 3	2.38 x 76.20	179	*	*	847	*	900	10
1/8 x 3	3.18 x 76.20	179	395	557	587	*	612	10
1/8 x 4	3.18 x 101.60	234	713	*	1,076	*	1,118	10
1/8 x 6	3.18 x 152.40	*	*	*	1,694	*	*	10
5/32 x 3	3.97 x 76.20	179	401	571	600	*	613	10
5/32 x 4	3.97 x 101.60	240	*	887	932	*	*	10
3/16 x 3	4.76 x 76.20	153	316	414	435	370	451	10
3/16 x 4	4.76 x 101.60	201	*	605	636	550	667	10
3/16 x 6	4.76 x 152.40	311	842	1,292	1,364	987	1,365	10
1/4 x 3	6.35 x 76.20	174	401	557	587	473	613	10
1/4 x 4	6.35 x 101.60	205	545	740	779	636	811	10
1/4 x 6	6.35 x 152.40	295	890	1,208	1,274	1,047	1,323	10
1/4 x 8	6.35 x 203.20	419	*	*	2,153	1,732	2,265	10
5/16 x 3	7.94 x 76.20	194	526	714	756	621	805	10
5/16 x 4	7.94 x 101.60	251	723	982	1,030	851	1,099	10
5/16 x 6	7.94 x 152.40	414	*	1,577	1,659	1,365	1,759	10
5/16 x 8	7.94 x 203.20	526	*	2,228	2,351	1,939	2,507	10
5/16 x 10	7.94 x 254.00	*	*	*	2,938	*	*	10
3/8 x 3	9.53 x 76.20	243	612	847	899	716	954	10
3/8 x 4	9.53 x 101.60	295	817	1,121	1,182	965	1,282	10
3/8 x 6	9.53 x 152.40	458	1,291	1,806	1,897	1,524	2,026	10
3/8 x 8	9.53 x 203.20	621	1,837	2,560	2,699	2,155	2,874	10
3/8 x 10	9.53 x 254.00	800	*	*	3,569	2,861	3,808	10
1/2 x 3	12.70 x 76.20	364	967	1,386	1,456	*	1,518	10
1/2 x 4	12.70 x 101.60	458	1,291	1,807	1,902	1,524	2,034	10
1/2 x 6	12.70 x 152.40	699	1,986	2,831	2,988	2,338	3,123	10
1/2 x 8	12.70 x 203.20	917	2,775	3,953	4,161	3,265	4,354	10
1/2 x 10	12.70 x 254.00	1,397	3,886	*	5,728	*	6,077	10
9/16 x 4	14.29 x 101.60	*	*	*	*	*	2,507	1
9/16 x 6	14.29 x 152.40	*	*	*	3,541	*	3,774	1
9/16 x 8	14.29 x 203.20	*	*	*	*	*	5,245	1
5/8 x 4	15.88 x 101.60	725	*	3,038	3,201	2,508	3,328	1
5/8 x 6	15.88 x 152.40	1,068	3,197	4,452	4,681	3,757	4,987	1
5/8 x 8	15.88 x 203.20	1,443	4,368	*	6,572	5,142	6,826	1
3/4 x 4	19.05 x 101.60	1,002	*	4,173	4,392	*	4,631	1
3/4 x 6	19.05 x 152.40	1,464	4,428	6,123	6,450	5,215	6,940	1
3/4 x 8	19.05 x 203.20	2,003	*	8,391	8,832	6,988	9,303	1
3/4 x 10	19.05 x 254.00	*	*	*	11,007	*	*	1
1 x 4	25.40 x 101.60	*	*	6,849	*	*	7,666	1
1 x 6	25.40 x 152.40	2,465	7,353	10,271	10,817	8,651	11,496	1
1 x 8	25.40 x 203.20	3,351	*	13,694	14,417	11,535	15,328	1

- ZEDD = (HSS with 0% Cobalt) (62-65 HRC)
- S100 = M35 (HSS with 5% Cobalt) (63-66 HRC)
- S200 = M42 (HSS with 8% Cobalt) (65-68 HRC)
- S400 = T42 (HSS with 10% Cobalt) (64-67 HRC)
- S400E = M35 with Cryogenic (Ultra Low) Heat Treatment (64-67 HRC)
- S500 = T42 with Cryogenic (Ultra Low) Heat Treatment (65-69 HRC)

(Square Toolbit Blanks are with bevelled ends)

[BACK TO CONTENT PAGE](#)

* Please contact our team for prices

HSS SQUARE TOOLBIT BLANKS (MM)

NOMINAL SIZE	GRADES						PKT. QTY.
	ZEDD M2 SQ. PRICE (RS)/NO	S100 M35 SQ. PRICE (RS)/NO	S200 M42 SQ. PRICE (RS)/NO	S400 T42 SQ. PRICE (RS)/NO	S400 E M35 SQ. PRICE (RS)/NO	S500 T 42 SQ. PRICE (RS)/NO	
3 x 75				587	*	612	10
3 x 100	234	*	1,026	1,076	*	*	10
4 x 75	*	*	*	600	*	613	10
4 x 100	240	*	*	932	*	*	10
5 x 75	153	*	*	435	*	451	10
5 x 100	201	*	*	636	*	667	10
5 x 150	311	*	1,292	1,364	*	*	10
6 x 75	174	*	557	587	473	613	10
6 x 100	205	545	740	779	*	811	10
6 x 150	295	*	1,208	1,274	*	1,323	10
6 x 200	419	*	*	2,153	*	*	10
8 x 75	194	*	714	756	*	805	10
8 x 100	251	723	*	1,030	851	1,099	10
8 x 150	414	1,154	*	1,659	*	1,759	10
8 x 200	526	1,644	*	2,351	*	*	10
10 x 75	270	*	*	972	*	*	10
10 x 100	319	890	1,240	1,305	1,045	1,393	10
10 x 150	494	*	1,944	2,048	*	2,177	10
10 x 200	691	*	*	2,876	*	*	10
10 x 250	*	*	*	3,799	*	*	10
12 x 75	364	*	*	1,456	*	*	10
12 x 100	458	1,291	1,807	1,902	1,524	2,034	10
12 x 150	699	1,986	2,831	2,988	2,338	3,123	10
12 x 200	917	*	*	4,161	3,265	4,354	10
12 x 250	1,397	*	*	5,728	*	*	10
14 x 100	565	1,659	*	2,351	*	*	1
14 x 150	*	*	3,367	3,541	*	*	1
14 x 200	*	3,479	*	4,928	*	*	1
16 x 100	725	*	*	3,201	2,508	3,328	1
16 x 150	1,068	3,197	4,452	4,681	3,757	4,987	1
16 x 200	1,443	4,368	*	6,572	5,142	*	1
20 x 100	*	*	4,553	4,793	*	5,046	1
20 x 150	1,594	4,823	6,822	7,185	*	7,569	1
20 x 200	*	6,429	*	9,577	7,577	10,085	1
25 x 100				7,211	*	*	1
25 x 150	*	7,353	10,271	10,817	*	*	1
25 x 200	*	*	*	14,417	*	15,328	1

- ZEDD = (HSS with 0% Cobalt) (62-65 HRC)
- S100 = M35 (HSS with 5% Cobalt) (63-66 HRC)
- S200 = M42 (HSS with 8% Cobalt) (65-68 HRC)
- S400 = T42 (HSS with 10% Cobalt) (64-67 HRC)
- S400E = M35 with Cryogenic (Ultra Low) Heat Treatment (64-67 HRC)
- S500 = T42 with Cryogenic (Ultra Low) Heat Treatment (65-69 HRC)

[BACK TO CONTENT PAGE](#)

* Please contact our team for prices

HSS ROUND TOOLBIT BLANKS (INCH)

		GRADES						PKT. QTY.
INCH	EQUIVALENT MM	ZEDD M2 RD. PRICE (RS)/NO	S100 M35 RD PRICE (RS)/NO	S200 M42 RD PRICE (RS)/NO	S400 T42 RD PRICE (RS)/NO	S400 E M35 RD PRICE (RS)/NO	S500 T 42 RD PRICE (RS)/NO	
3/32 x 2.1/2	2.38 x 63.50	*	*	*	*	*	*	10
3/32 x 3	2.38 x 76.20	*	*	*	*	*	*	10
1/8 x 3	3.18 x 76.20	*	*	557	587	*	*	10
1/8 x 4	3.18 x 101.60	*	*	*	1,076	*	1,118	10
5/32 x 3	3.97 x 76.20	*	*	*	600	*	*	10
5/32 x 4	3.97 x 101.60	*	*	*	932	*	*	10
3/16 x 3	4.76 x 76.20	*	*	414	435	*	451	10
3/16 x 4	4.76 x 101.60	*	*	605	636	*	667	10
3/16 x 6	4.76 x 152.40	*	*	*	1,364	*	*	10
1/4 x 3	6.35 x 76.20	*	*	*	587	*	613	10
1/4 x 4	6.35 x 101.60	*	*	*	779	*	811	10
1/4 x 6	6.35 x 152.40	*	*	1,208	1,274	*	1,323	10
1/4 x 8	6.35 x 203.20	*	*	*	2,153	*	2,265	10
5/16 x 3	7.94 x 76.20	*	*	714	756	*	*	10
5/16 x 4	7.94 x 101.60	*	*	982	1,030	*	1,099	10
5/16 x 6	7.94 x 152.40	*	*	*	1,659	*	1,759	10
5/16 x 8	7.94 x 203.20	*	*	*	*	*	*	10
3/8 x 3	9.53 x 76.20	*	*	847	899	*	954	10
3/8 x 4	9.53 x 101.60	*	817	1,121	1,182	*	*	10
3/8 x 6	9.53 x 152.40	*	*	1,806	1,897	*	2,026	10
3/8 x 8	9.53 x 203.20	*	*	*	2,699	*	*	10
3/8 x 10	9.53 x 254.00	*	*	*	*	*	*	10
1/2 x 3	12.70 x 76.20	*	*	*	1,456	1,141	*	10
1/2 x 4	12.70 x 101.60	*	*	1,807	1,902	*	2,034	10
1/2 x 6	12.70 x 152.40	*	*	2,831	2,988	*	3,123	10
1/2 x 8	12.70 x 203.20	*	*	*	4,161	*	*	10
1/2 x 10	12.70 x 254.00	*	*	*	*	*	*	10
9/16 x 4	14.29 x 101.60	*	*	*	*	*	*	1
9/16 x 6	14.29 x 152.40	*	*	*	3,541	*	*	1
9/16 x 8	14.29 x 203.20	*	*	*	*	*	*	1
5/8 x 4	15.88 x 101.60	*	*	3,038	3,201	*	*	1
5/8 x 6	15.88 x 152.40	*	*	4,452	4,681	3,756	4,987	1
5/8 x 8	15.88 x 203.20	*	*	*	6,572	*	*	1
3/4 x 4	19.05 x 101.60	*	*	*	4,392	*	*	1
3/4 x 6	19.05 x 152.40	*	4,428	6,123	6,450	5,215	6,940	1
3/4 x 8	19.05 x 203.20	*	*	*	8,832	6,988	*	1
1 x 4	25.40 x 101.60	*	*	*	*	*	7,666	
1 x 6	25.40 x 152.40	*	*	*	10,817	*	*	1
1 x 8	25.40 x 203.20	*	*	*	14,417	*	*	1

- ZEDD = (HSS with 0% Cobalt) (62-65 HRC)
- S100 = M35 (HSS with 5% Cobalt) (63-66 HRC)
- S200 = M42 (HSS with 8% Cobalt) (65-68 HRC)
- S400 = T42 (HSS with 10% Cobalt) (64-67 HRC)
- S400E = M35 with Cryogenic (Ultra Low) Heat Treatment (64-67 HRC)
- S500 = T42 with Cryogenic (Ultra Low) Heat Treatment (65-69 HRC)

[BACK TO CONTENT PAGE](#)

* Please contact our team for prices

HSS ROUND TOOLBIT BLANKS (MM)

NOMINAL SIZE	GRADES						PKT. QTY.
	ZEDD M2 RD. PRICE (RS)/NO	S100 M35 RD PRICE (RS)/NO	S200 M42 RD PRICE (RS)/NO	S400 T42 RD PRICE (RS)/NO	S400 E M35 RD PRICE (RS)/NO	S500 T42 RD PRICE (RS)/NO	
3 x 75	*	395	*	587	*	*	10
3 x 100	*	713	*	1,076	*	*	10
4 x 75	*	401	*	600	*	613	10
4 x 100	240	621	887	932	*	956	10
5 x 75	*	316	*	435	*	451	10
5 x 100	*	465	605	636	*	667	10
5 x 150	*	*	*	1,364	*	*	10
6 x 75	*	401	557	587	*	613	10
6 x 100	*	545	740	779	*	811	10
6 x 150	*	*	1,208	1,274	*	1,323	10
6 x 200	*	*	2,046	2,153	*	*	10
8 x 75	*	*	714	756	*	805	10
8 x 100	251	*	982	1,030	*	*	10
8 x 150	*	*	1,577	1,659	*	1,759	10
8 x 200	*	*	2,228	2,351	*	*	10
10 x 75	*	*	925	972	*	1,041	10
10 x 100	319	*	1,240	1,305	*	*	10
10 x 150	*	1,393	1,944	2,048	*	2,177	10
10 x 200	*	*	*	2,876	*	*	10
10 x 250	*	*	*	*	*	*	10
12 x 75	*	*	1,386	1,456	*	1,518	10
12 x 100	*	*	1,807	1,902	*	2,034	10
12 x 150	*	*	*	2,988	2,338	3,123	10
12 x 200	*	*	3,953	4,161	*	*	10
12 x 250	*	*	*	5,728	*	*	10
14 x 100	*	*	*	2,351	*	2,507	1
14 x 150	*	*	*	3,541	*	3,774	1
14 x 200	*	*	*	4,928	*	*	1
16 x 100	*	*	3,038	3,201	*	3,328	1
16 x 150	*	3,197	4,452	4,681	*	4,987	1
16 x 200	*	*	*	6,572	*	6,826	1
20 x 100	*	3,222	*	4,793	*	5,046	1
20 x 150	*	4,823	*	7,185	5,683	7,569	1
20 x 200	*	*	*	9,577	*	*	1
25 x 150	*	*	*	10,817	8,651	*	1
25 x 200	*	*	*	*	*	*	1

- ZEDD = (HSS with 0% Cobalt) (62-65 HRC)
- S100 = M35 (HSS with 5% Cobalt) (63-66 HRC)
- S200 = M42 (HSS with 8% Cobalt) (65-68 HRC)
- S400 = T42 (HSS with 10% Cobalt) (64-67 HRC)
- S400E = M35 with Cryogenic (Ultra Low) Heat Treatment (64-67 HRC)
- S500 = T42 with Cryogenic (Ultra Low) Heat Treatment (65-69 HRC)

[BACK TO CONTENT PAGE](#)

* Please contact our team for prices

HSS TOOLBITS FLAT & PARTING

INTRODUCTION

Miranda parting blades are ready to use for parting off and slotting applications on lathe. Unique design of parting blades helps for faster parting off in wide range of material.



- 0° Bevel edge
- Parting available in MII and T42
- Flats available in MIII and T42

Manufacturing Standards

I.S.	11143-1991
DIN	4964
ISO	5421

FEATURES & BENEFITS

- ▶ Unique design of tool gives best performance in parting operations
- ▶ M35 grade in flats to give ease of grinding with high tool life
- ▶ HSS Cobalt Tool bits increase wear resistance and tool life in Parting off & Slotting

[BACK TO CONTENT PAGE](#)

HSS FLAT (RECTANGULAR) TOOLBIT BLANKS (INCH)

NOMINAL SIZE		GRADES		PKT. QTY.
		MARK III	T42	
INCH	EQUIVALENT MM	PRICE (RS)/NO	PRICE (RS)/NO	
1/8 x 1/2 x 6	3.18 x 12.70 x 152.39	918	1,698	10
1/8 x 1/2 x 8	3.18 x 12.70 x 203.20		1,596	10
1/8 x 3/4 x 6	3.18 x 19.05 x 152.40	1,218	1,902	10
1/8 x 1 x 6	3.18 x 25.40 x 152.40	1,738	2,720	10
3/16 x 3/8 x 8	4.76 x 9.53 x 203.20	*	1,654	10
3/16 x 1/2 x 8	4.76 x 12.70 x 203.20	*	1,728	10
3/16 x 3/4 x 4	4.76 x 19.05 x 101.60	*	1,595	10
3/16 x 1 x 6	4.76 x 25.40 x 152.40	1,911	3,336	10
1/4 x 3/8 x 8	6.35 x 9.53 x 203.20	1,070	2,110	10
1/4 x 1/2 x 4	6.35 x 12.70 x 101.60	734	1,148	10
1/4 x 1/2 x 6	6.35 x 12.70 x 152.40	1,124	1,766	10
1/4 x 1/2 x 8	6.35 x 12.70 x 203.20	*	2,177	10
1/4 x 5/8 x 6	6.35 x 15.88 x 152.40	1,339	2,171	10
1/4 x 3/4 x 6	6.35 x 19.05 x 152.40	1,589	2,487	10
1/4 x 1 x 6	6.35 x 25.40 x 152.40	1,939	3,033	10
3/8 x 1/2 x 2	9.53 x 12.70 x 50.80	603	*	10
3/8 x 1/2 x 4	9.53 x 12.70 x 101.60	1,105	1,731	10
3/8 x 1/2 x 6	9.53 x 12.70 x 152.40	1,659	2,690	10
3/8 x 1/2 x 8	9.53 x 12.70 x 203.2	*	3,640	10
3/8 x 1/2 x 10	9.53 x 12.70 x 254	*	5,458	10
3/8 x 5/8 x 4	9.53 x 15.88 x 101.60	1,226	1,921	10
3/8 x 5/8 x 6	9.53 x 15.88 x 152.40	1,913	2,988	10
3/8 x 5/8 x 8	9.53 x 15.88 x 203.2	*	4,280	10
3/8 x 3/4 x 6	9.53 x 19.05 x 152.40	2,207	3,441	10
3/8 x 3/4 x 8	9.53 x 19.05 x 203.20	*	4,810	10
3/8 x 7/8 x 6	9.53 x 22.23 x 152.40	*	5,907	10
3/8 x 1 x 6	9.53 x 25.40 x 152.40	3,781	5,907	10
1/2 x 5/8 x 6	12.70 x 15.88 x 152.40	2,360	4,189	1
1/2 x 3/4 x 4	12.70 x 19.05 x 101.60	1,741	*	1
1/2 x 3/4 x 6	12.70 x 19.05 x 152.40	2,612	4,631	1
1/2 x 3/4 x 8	12.70 x 19.05 x 203.20	3,477	*	1
1/2 x 1 x 6	12.70 x 25.40 x 152.40	3,424	5,361	1
5/8 x 3/4 x 6	15.88 x 19.05 x 152.40	3,554	6,074	1
3/4 x 1 x 6	19.05 x 25.40 x 152.40	5,006	9,608	1
3/4" X 1.1/4" X 8"	19.05 x 31.75 x 203.20	*	17,562	1

• Mark III- M35 (HSS with 5% Cobalt) (63-66 HRC), T42 (HSS with 10% Cobalt) (64-67 HRC)

HSS FLAT (RECTANGULAR) TOOLBIT BLANKS (MM)

NOMINAL SIZE	GRADES		PKT. QTY.	NOMINAL SIZE	GRADES		PKT. QTY.
	MARK III	T42			MARK III	T42	
MM	PRICE (RS)/NO	PRICE (RS)/NO		MM	PRICE (RS)/NO	PRICE (RS)/NO	
3 x 6 x 50		432	10	8 X 20 X 200	*	4,854	10
3 x 10 x 150		1,655	10	10 X 16 X 75	*	1,664	10
3 x 12.7 x 150		2,159	10	10 X 16 X 90	*	2,265	10
3 x 20 x 100		1,221	10	10 x 16 x 150	*	2,988	10
3 x 20 x 150	*	1,902	10	10 x 20 x 150	*	3,441	10
3 x 20 x 200	*	2,797	10	10 x 25 x 50	*	1,324	10
3 x 25 x 150	1,739	2,717	10	10 x 25 x 150	*	5,907	10
4 X 12 X 200	*	1,648	10	12 x 20 x 150	2,612	4,631	1
4 X 20 X 200	*	2,537	10	12 x 25 x 150	*	5,361	1
4 X 25 X 150	*	3,413	10	14 x 10 x 100	*	1,920	1
5 x 25 x 150	1,911	3,033	10	16 x 20 x 50	1,486	*	10
5 X 8 X 100	694	*	10	16 x 20 x 60	1,772	*	10
5 X 8 X 125	*	1,625	10	16 x 20 x 150	*	6,074	1
5 X 8 X 150	*	2,113	10	16 x 25 x 150	*	7,807	1
6 x 10 x 200	*	2,110	10	20 x 25 x 150	5,006	*	1
6 x 12 x 100	734	*	10	25 X 10 X 60	*	1,824	10
6 x 12 x 150	1,124	*	10	25 x 25 x 12	*	987	10
6 x 16 x 150	1,339	*	10	25 X 25 X 16	*	1,220	10
6 x 20 x 150	1,589	*	10	30 X 30 X 16	*	2,605	10
6 x 25 x 150	1,939	3,033	10	30 X 20 X 300	*	30,450	1
8 X 13 X 150	2,314	*	10	30 X 25 X 175	*	17,723	1
8 X 13 X 200	*	4,380	10	35 x 10 x 60	*	2,845	10
8 X 20 X 125	1,839	*	10	40 x 40 x 16	*	3,220	10

- Mark III- M35 (HSS with 5% Cobalt) (63-66 HRC), T42 (HSS with 10% Cobalt) (64-67 HRC)

HSS PARTING TOOLBITS

NOMINAL SIZE		GRADES			PKT. QTY.
		MARK II	T42	S500	
INCH	EQUIVALENT MM	PRICE (RS)/NO	PRICE (RS)/NO	PRICE (RS)/NO	
3/32 x 1/2 x 4	2.38 x 12.70 x 101.60	961	1,688		10
3/32 x 5/8 x 5	2.38 x 15.88 x 127.00	1,205	2,218		10
1/8 x 3/4 x 6	3.18 x 19.05 x 152.40	1,536	2,722	2,803	10
1/8 x 7/8 x 6	3.18 x 22.23 x 152.40	1,798	3,324		10
3/16 x 1 x 6	4.76 x 25.40 x 152.40	2,236	3,809	4,075	10

- Mark II - M2 (HSS with 0% Cobalt) (62-65 HRC), T42 (HSS with 10% Cobalt) (64-67 HRC)

- S500 - T42 with Cryogenic (Ultra Low) Heat Treatment (65-69 HRC)

[BACK TO CONTENT PAGE](#)

* Please contact our team for prices

HSS TOOLBIT BLANK ZEDD P

PRODUCT DESCRIPTION	PRICE (RS)/NO	PACKING QTY
TOOLBIT BLANK SQ 3/16"X4" H SS ZEDD P	220	10
TOOLBIT BLANK SQ 3/16"X6" H SS ZEDD P	340	10
TOOLBIT BLANK SQ 1/4"X3" ZEDD P	191	10
TOOLBIT BLANK SQ 1/4"X4" ZEDD P	223	10
TOOLBIT BLANK SQ 1/4"X6" ZEDD P	320	10
TOOLBIT BLANK SQ 5/16"X3" H SS ZEDD P	211	10
TOOLBIT BLANK SQ 5/16"X4" H SS ZEDD P	276	10
TOOLBIT BLANK SQ 5/16"X6" H SS ZEDD P	452	10
TOOLBIT BLANK SQ 3/8"X3" ZEDD P	263	10
TOOLBIT BLANK SQ 3/8"X4" ZEDD P	320	10
TOOLBIT BLANK SQ 3/8"X6" ZEDD P	500	10
TOOLBIT BLANK SQ 3/8"X8" ZEDD P	678	10
TOOLBIT BLANK SQ 1/2"X3" ZEDD P	398	10
TOOLBIT BLANK SQ 1/2"X4" ZEDD P	500	10
TOOLBIT BLANK SQ 1/2"X6" ZEDD P	763	10
TOOLBIT BLANK SQ 1/2"X8" ZEDD P	998	10
TOOLBIT BLANK SQ 5/8"X4" ZEDD P	794	10
TOOLBIT BLANK SQ 5/8"X6" ZEDD P	*	10
TOOLBIT BLANK SQ 3/4"X6" ZEDD P	1,600	10
TOOLBIT BLANK SQ 1"X6" ZEDD P	*	10
TOOLBIT BLANK SQ 1"X8" ZEDD P	3,660	10

FEATURE

- Superior Performance
- Improved Wear Resistance
- Extended Pointing Frequency
- Special Surface Treatment
- Excellent Performance on Critical Application

[BACK TO CONTENT PAGE](#)

* Please contact our team for prices

CUSTOMISED TOOLBIT

PRODUCT DESCRIPTION	PRICE (RS)/NO	PRODUCT DESCRIPTION	PRICE (RS)/NO
12 x 9 x 20 mm M2 TOL -0.03	182	Parting Blade 2.5 x 20 x 200 mm M42	2,496
4.5 x 3 x 20 mm M2 TOL -0.03	173	Parting Blade 2 x 20 x 200 mm M42	2,386
4 x 3 x 13 mm M2 TOL -0.03	92	Parting Blade 4.5 x 20 x 200 mm M42	4,381
6.5 x 5.5 x 20 mm M2 TOL -0.03	183	Parting Blade 1.5 x 12 x 125 mm T42	2,692
TB BLANK FL 6.38X3.21X20 MM M2 TOL -0.03	183	Parting Blade 1/4" x 1" x 6" S500	4,686
TOOLBIT BLANK SQ 5.1X60 MM WITH 0° BEVEL M2	242	TB BLANK RD 2X60 MM S400	537
TOOLBIT BLANK SQ 2.8X60 MM WITH 0° BEVEL	244	TOOLBIT RD 3X50 MM S400	587
TB BLANK SQ 8X100 MM M2 TOL +0.05	316	TOOLBIT BLANK RD 15X75 MM M42	2,227
TOOLBIT BLANK RD 6.5X90 MM S200	322	TOOLBIT BLANK RD 18X100 MM S400	2,465
TB BLANK SQ 10X100 MM M2 TOL +0.05	401	TOOLBIT BLANK RD 17X100 MM S400	3,230
TOOLBIT BLANK RD 8.5X95 MM S200	466	TOOLBIT BLANK RD 18X150 MM S400	3,646
TOOLBIT RD 4.5x100 mm S100	686	TOOLBIT BLANK RD 17X150 MM S400	4,968
TOOLBIT BLANK RD 10.5X105 MM S200	765	TOOLBIT BLANK RD 15X150 mm S500	4,987
TOOLBIT RD 2.5x100 mm S100	796	TB BLANK SQ 5.5X5.5X125 MM S400	656
TRIMMING BIT SQ 19.05X55 MM M2 - DRG ID	939	TB BLANK SQ 6X150 MM S500 +0.03/+0.10	1,552
TRIMMING BIT SQ 19.05X55 MM M2 - DRG OD	939	TB BLANK SQ 8X150 MM S500 +0.03/+0.10	2,145
TOOLBIT BLANK FL 25X25X12 MM T42	987	TOOLBIT BLANK SQ 7/16"X6" S400	2,792
T.B SQ 3/8"X8" HSS ZEDD TIN COATING	972	TB BLANK SQ 10X150 MM S500 +0.03/+0.10	3,018
TRIMMING BIT SQ 19.05X65 MM M2 - DRG ID	1,080	TOOLBIT SQ 12X150 MM S500 +0.03/+0.1 M	3,432
TB BLANK SQ 6.38/6.41 MM X 6" T42	1,540	TB BLANK SQ 1/2"X6" S500 +0.03/+0.10	3,749
TOOLBIT BLANK RD 12.7X200 MM S200	1,630	TB BLANK SQ 14X150 MM S500 TOL+0.03/+0.1	3,774
Parting tool 3.25 x 19 x 160 mm M35	1,770	TB BLANK SQ 16X150 MM S500 TOL+0.03 +0.1	5,746
Parting tool 3.25 x 19 x 170 mm M35	1,834	TB BLANK SQ 20X150 MM S500 TOL+0.03 +0.1	8,732
SP FL 3.5x25.8x160mm M2 (61-63 HRC)	2,012	TB BLANK SQ 22X150 MM S500 TOL+0.03 +0.1	13,715
SP FL 3.5x25.8x240mm M2 (61-63 HRC)	2,476	TOOLBIT BLANK SQ 22X150 MM S500	13,715
TOOLBIT BLANK SQ 1"X6" M2 WITH CRYO	2,736	TB BLANK SQ 1"X6" S500 +0.03/+0.10	13,793
TOOLBIT BLANK RD 10X250MM S400	3,652	TB SQ 25X150 mm S500 TOL +0.03 / +0.1	13,793
Pre-Sealing Punch for Flatening Machine	4,597	TOOLBIT BLANK SQ 1.1/8"X6" S500	17,767
Parting Blade 1.1 x 12 x 200 mm M42	2,824	TB BLANK SQ 32X150 MM S500 +0.03/+0.10	18,566
Parting Blade 1.5 x 12.7 x 200 mm M42	2,476	TOOLBIT BLANK SQ 1.1/2"X6" T42	29,967
Parting Blade 1.5 x 15 x 200 mm M42	2,804	TOOLBIT BLANK SQ 1.1/4"X6" T42	29,967
Parting Blade 1.5 x 20 x 170 mm M42	2,956	TOOLBIT BLANK SQ 1.1/2"X8" S500	38,276
Parting Blade 1.5 x 20 x 200 mm M42	2,804	TB BLANK SQ 36X150 MM S500 +0.03/+0.10	40,791
Parting Blade 1.9 x 20 x 200 mm M42	2,294		


[BACK TO CONTENT PAGE](#)

* Please contact our team for prices

PARALLEL SHANK REGULAR DRILLS

INTRODUCTION

Most common twist drill for hand-held power tool or machine use. For machining low to medium strength carbon and alloy steel. Due to the bright finish also good for aluminium and copper alloys. Regular "jobber" length which is ideal for drilling up to 4xD, yet can be used drilling deeper when pecking is applied.



- HSS Jobber & Stub Drill
- 118° Point angle
- DC Range : 0.80 -20 mm
- IS : 5101-1991

FEATURES & BENEFITS

- ▶ Parallel Shank Drills for General Purpose
Available in Stub and Jobber Variant, Uncoated and TiN Coated
- ▶ Type N point geometry meant for wide range of material
- ▶ Specially design for smooth flow and faster evacuation of chips
- ▶ Bright finish till 14mm and above 14.1 with blue steam tempered body and flutes, bright finish margins and point relief
- ▶ Jobber Drill sets available in 1-13 mm, 1-10 mm, 1.5 -6.5 mm, 1/16-1/4, 1/16-3/8, 1/16-1/2", 1-6 (0.1 mm), 6-10 (0.1 mm)

[BACK TO CONTENT PAGE](#)

HSS HIGH PERFORMANCE SUPER DRILLS

INTRODUCTION

Miranda Super drills are for hand-held power tool or machine use meant for precision drilling. Great choice for machining stainless steel. Due to the 5% Cobalt content also good to be used for super alloys, high alloy steel and austenitic cast-iron. Self centering split point requires less torque and thrust and thus reduce axial force and increases tool life. This point helps break up chips in deep hole drilling and is an excellent choice when used on CNC equipment.



- HSS-E Jobber drill
- Bright finish
- 130° split point
- DC Range : 1.00 - 16 mm
- IS : 5101-1991

FEATURES & BENEFITS

- ▶ 130° self-centering split point with special web thinning that reduces thrust
- ▶ High helix flute and reinforced web gives maximum rigidity
- ▶ Reduced contact area that results in less heat generation
- ▶ Improved cutting action and faster chip evacuation
- ▶ Higher productivity in tough machining materials

[BACK TO CONTENT PAGE](#)

PARALLEL SHANK GOLD DRILLS

INTRODUCTION

Twist drill for hand-held power tool or machine use. With yellow steam tempering for machining a broad range of materials from non-ferrous metals to medium strength cast steel. Regular "jobber" length which is ideal for drilling up to 4xD, yet can be used drilling deeper when pecking is applied. As per DIN 1897 (stub) & IS 5101/DIN 338 (jobber)



- HSS Jobber Drill
- DC Range : 1.00-20 mm
- HSS Stub Drill
- DC Range : 1.50-20 mm
- IS : 5101-1991

FEATURES & BENEFITS

- ▶ Specially designed & treated for precision drilling in general application for longer life and heat resistance
- ▶ Premium-grade industrial steel & super hard performance coating for longer life, heat resistance & precision drilling
- ▶ Unique flute design for superior material removal
- ▶ Improves hole finish due to better lubrication properties.

[BACK TO CONTENT PAGE](#)

HSS DRILLS

HSS PARALLEL SHANK JOBBER SERIES (IS 5101 / DIN 338)

SIZES			PRICE RS./10 NOS.		
MM	INCH	DG	STD. JOBBER DRILLS	GOLD JOBBER DRILLS	SUPER JOBBER DRILLS
			M2	M2	M35
0.80			1,030	*	*
0.90			1,090	*	*
1.00		-	610	680	820
1.02		60	610	*	*
1.04		59	610	*	*
1.05			610	*	*
1.07		58	610	*	*
1.09		57	610	*	*
1.10		-	610	680	820
1.18		56	610	*	*
1.19	3/64	-	610	680	820
1.20		-	610	680	820
1.25			610	*	*
1.30		-	610	680	820
1.32		55	610	*	*
1.35			610	*	*
1.40		54	610	680	820
1.45			610	*	*
1.50		-	610	680	820
1.51		53	610	*	*
1.55			610	*	*
1.59	1/16	-	610	680	820
1.60		-	610	680	820
1.61		52	630	*	*
1.63			*	710	
1.65			630	*	*
1.70		51	630	710	860
1.75			630	*	*
1.78		50	630	*	*
1.80		-	630	710	860
		49	630		
1.85			630	*	*
1.90		-	630	710	860
1.93		48	630	710	*
1.95			630	710	*
1.98	5/64	-	630	710	860
1.99		47	630	*	*
2.00		-	630	710	860
2.06		46	630	*	*
2.08		45	630	710	*
2.10		-	630	710	860
2.18		44	630	*	*
2.20		-	630	710	860
2.26		43	630	*	*
2.30		-	630	710	860
2.35			630	*	*
2.37		42	630	*	*
2.38	3/32	-	630	710	860
2.40		-	630	710	860

SIZES			PRICE RS./10 NOS.		
MM	INCH	DG	STD. JOBBER DRILLS	GOLD JOBBER DRILLS	SUPER JOBBER DRILLS
			M2	M2	M35
2.44		41	630	710	*
		40	630	*	*
2.45			630	*	*
2.50		-	630	710	860
2.53		39	630	*	*
		38	630	*	*
2.55			630	*	860
2.60		-	630	710	860
2.64		37	630	*	*
2.65			630	*	*
2.70		-	630	710	860
2.71		36	630	*	*
2.75			630	*	*
2.78	7/64	-	630	710	860
2.79		35	630	*	*
2.80		-	660	710	880
2.82		34	660	*	*
2.87		33	660	*	890
2.90		-	660	730	880
2.93			*	*	880
2.95			660	*	*
		32	660	*	880
3.00		-	660	730	880
		31	770	850	*
3.05			*	*	1,040
3.10		-	770	850	1,040
	1/8	-	790	870	1,040
3.20		-	820	870	1,070
3.25			820	*	*
		30	820	870	*
3.30		-	820	870	1,070
3.40		-	820	870	1,070
3.45			820	870	1,070
		29	820	*	*
3.50		-	820	870	1,070
		28	820	*	*
	9/64		820	870	1,070
3.60		-	1,180	1,300	1,590
3.65			1,180	*	*
		27	1,180	*	*
3.70		-	1,180	1,300	1,590
		26	1,180	*	*
3.75			1,180	*	*
3.80			1,180	1,300	1,590
		25	1,180	*	*
3.86		24	1,180	*	*
3.90		-	1,180	1,300	1,590
3.91		23	1,180	*	*
3.95			1,180	*	*

[BACK TO CONTENT PAGE](#)

* Please contact our team for prices

HSS DRILLS
HSS PARALLEL SHANK JOBBER SERIES (IS 5101 / DIN 338)

SIZES			PRICE RS./10 NOS.		
MM	INCH	DG	STD. JOBBER DRILLS	GOLD JOBBER DRILLS	SUPER JOBBER DRILLS
			M2	M2	M35
	5/32	-	1,180	1,300	1,590
		22	1,180	*	*
4.00		-	1,180	1,300	1,590
		21	1,410	1,570	*
4.05			1,410	*	*
		20	1,410	*	*
4.10		-	1,410	1,570	1,910
4.15			1,410	*	*
4.20		-	1,410	1,570	1,910
4.25			1,410	*	*
		19	1,410	*	*
4.30			1,410	1,570	1,910
		18	1,410	*	*
	11/64	-	1,410	1,570	1,910
		17	1,410	*	*
4.40		-	1,410	1,570	1,910
4.50			1,860	2,070	2,520
		15	1,860	*	*
4.60		-	1,860	2,070	2,520
		14	1,860	*	*
4.70		13	1,860	2,070	2,520
4.75			1,860	*	*
	3/16	-	1,860	2,070	2,520
4.80			1,860	2,070	2,520
4.85			2,050	*	*
4.90		-	2,050	2,270	2,770
		10	2,050	*	*
4.95			2,050	*	*
		9	2,050	*	*
5.00		-	2,050	2,270	2,770
		8	2,050	*	*
5.10		-	2,050	2,270	2,770
		7	2,050	*	*
	13/64	-	2,050	2,270	2,770
		6	2,050	*	*
5.20		-	2,050	2,270	2,770
5.22		5	2,200	*	*
5.30		-	2,200	2,450	3,000
5.31		4	2,200	*	*
5.40		-	2,200	2,450	3,000
5.41		3	2,200	*	*
5.45			*	*	3,000
5.50		-	2,200	2,450	3,000
	7/32	-	2,200	2,450	3,000
5.60		-	2,200	2,450	3,000
5.61		2	2,460	*	*
5.70		-	2,460	2,740	3,330
5.79		1	2,460	*	*
5.80		-	2,460	2,740	3,330
5.90		-	2,460	2,740	3,330

SIZES			PRICE RS./10 NOS.		
MM	INCH	DG	STD. JOBBER DRILLS	GOLD JOBBER DRILLS	SUPER JOBBER DRILLS
			M2	M2	M35
	15/64	-	2,460	2,740	3,330
6.00		-	2,460	2,740	3,330
6.04		B	2,690	*	*
6.10		-	2,690	3,000	3,650
6.15		C	2,690	3,000	*
6.20		-	2,690	3,000	3,650
		D	2,690	*	*
6.25			2,690	*	*
6.30		-	2,690	3,000	3,650
	1/4	E	2,690	3,000	3,650
6.40		-	2,690	3,000	3,650
6.50		-	3,440	3,820	4,660
6.60		-	3,440	3,820	4,660
6.63		G	3,440	*	*
6.70		-	3,440	3,820	4,660
6.75	17/64	H	3,440	3,820	4,660
6.80		-	3,440	3,820	4,660
6.90		-	3,760	4,180	5,090
6.95			3,760	*	*
7.00		J	3,760	4,180	5,090
7.10		-	3,760	4,180	5,090
	9/32	K	3,760	4,180	5,090
7.20		-	3,760	4,180	5,090
7.30		-	3,980	4,420	5,390
7.40		-	3,980	4,420	5,390
7.50		-	3,980	4,420	5,390
	19/64	-	4,320	4,790	5,830
7.60		-	4,320	4,790	5,830
7.70		-	4,320	4,790	5,830
7.80		-	4,320	4,790	5,830
7.90		-	4,720	5,240	6,390
	5/16	-	4,720	5,240	6,390
8.00		-	4,720	5,240	6,390
8.03		O	4,720	*	*
8.10		-	4,720	5,240	6,390
8.20		-	4,720	5,240	6,390
8.25			5,610	*	*
8.30		-	5,610	6,230	7,730
	21/64	-	5,610	6,230	7,730
8.40		-	5,610	6,230	7,730
8.50		-	5,610	6,230	7,730
8.60		-	5,610	6,230	7,730
8.70		-	5,610	6,230	7,730
	11/32	-	5,980	6,640	8,230
8.80		-	5,980	6,640	8,230
		S	5,720	*	*
8.90		-	5,980	6,640	8,230
9.00		-	5,980	6,640	8,230
9.10		-	6,180	6,850	8,430
	23/64	-	6,180	6,850	8,490

[BACK TO CONTENT PAGE](#)

* Please contact our team for prices

HSS DRILLS

HSS PARALLEL SHANK JOBBER SERIES (IS 5101 / DIN 338)

SIZES			PRICE RS./10 NOS.		
MM	INCH	DG	STD. JOBBER DRILLS	GOLD JOBBER DRILLS	SUPER JOBBER DRILLS
			M2	M2	M35
9.20			6,180	6,850	8,490
9.30			6,180	6,850	8,490
9.34		U	6,180	*	*
9.40			6,180	6,850	8,490
9.50			6,180	6,850	8,490
	3/8		7,030	7,800	9,660
9.60			7,030	7,800	9,660
9.70			7,030	7,800	9,660
9.80			7,030	7,800	9,660
9.90			7,830	8,690	10,690
	25/64		7,830	8,690	10,690
10.00			7,830	8,690	10,690
10.10			7,830	8,690	10,690
10.20			7,830	8,690	10,690
		Y	*	9,260	*
10.30			8,520	9,450	11,630
	13/32		8,520	9,450	11,630
10.40			8,520	9,450	11,630
10.50			8,520	9,450	11,630
10.60			8,520	9,450	11,630
10.70			9,010	9,990	12,290
	27/64		9,010	9,990	12,290
10.80			9,010	9,990	12,290
10.90			9,010	9,990	12,290
11.00			9,010	9,990	12,290
11.10			10,050	11,150	13,720
	7/16		10,050	11,150	13,720
11.20			10,050	11,150	13,720
11.30			10,050	11,150	13,720
11.40			10,050	11,150	13,720
11.50			10,590	11,750	14,460
	29/64		10,590	11,750	14,460
11.60			10,590	11,750	14,460
11.70			10,590	11,750	14,460
11.80			10,590	11,750	14,460
11.90			11,320	12,560	15,440
	15/32		11,320	12,560	15,360
12.00			11,320	12,560	15,440
12.10			11,320	12,560	15,440
12.20			11,320	12,560	15,440
12.30			12,000	13,320	16,380
	31/64		12,000	13,320	16,380
12.40			12,000	13,320	16,380
12.50			12,000	13,320	16,380
12.60			12,000	13,320	16,380
12.70			12,670	14,060	17,300
	1/2		12,670	14,060	*
12.80			12,670	14,060	17,300
12.90			12,670	14,060	17,300
13.00			12,670	14,060	17,300

SIZES			PRICE RS./10 NOS.		
MM	INCH	DG	STD. JOBBER DRILLS	GOLD JOBBER DRILLS	SUPER JOBBER DRILLS
			M2	M2	M35
	33/64		15,770	16,830	21,400
13.10			15,770	16,830	21,400
13.20			15,770	16,830	20,690
13.30			15,770	16,830	20,690
13.40			15,770	16,830	20,690
	17/32		16,760	18,610	22,770
13.50			16,760	18,610	22,880
13.60			16,760	18,610	22,880
13.70			16,760	18,610	22,880
13.80			16,760	18,610	22,880
	35/64		18,200	20,190	24,720
13.90			18,200	20,190	24,720
14.00			18,200	20,190	24,820
14.10			18,110	*	*
14.20			18,110	*	*
14.25			18,110	20,190	24,720
	9/16		18,790	21,160	25,920
14.30			18,960	*	*
14.40			18,960	*	*
14.50			20,230	21,160	27,590
14.60			*	*	*
	37/64		20,230	22,790	27,900
14.70			20,230	*	*
14.75			20,420	22,790	27,800
14.80			20,420	*	*
15.00			20,420	22,790	27,590
	19/32		20,420	22,790	27,900
15.25			20,420	22,790	27,590
15.30			20,580	*	*
15.40			21,310	*	*
	39/64		21,310	*	*
15.50			21,960	24,380	30,190
15.60			21,960	*	*
15.75			21,960	24,380	30,190
15.80			21,960	*	*
	5/8		21,960	24,380	30,190
16.00			21,960	24,380	30,190
16.30			22,560	*	*
16.50			23,240	25,800	32,030
			*	*	*
17.00			23,240	25,800	32,030
	11/16		23,240	26,180	*
17.50			25,390	*	32,030
18.00			25,160	27,930	35,950
18.50			26,600	*	35,950
19.00			26,600	29,530	36,550
19.05	3/4		26,600	29,950	*
19.50			26,860	33,940	36,550
20.00			32,070	33,940	36,550

[BACK TO CONTENT PAGE](#)

* Please contact our team for prices

HSS PARALLEL SHANK STUB SERIES
IS : 5100 - 1969

SIZES		PRICE (RS)/10 NOS	
MM	INCH	STD. STUB DRILLS	GOLD STUB DRILLS
1.50		610	700
	1/16	610	*
1.60		*	700
1.65		*	700
1.90		630	700
	5/64"	630	*
2.00		630	*
2.20		630	*
	3/32"	630	*
2.50		630	*
2.60		630	*
	7/64"	630	700
2.80		630	*
2.90		*	760
3.00		630	*
3.10		630	*
	1/8"	750	830
3.20		790	*
3.30		790	*
3.40		790	*
3.50		790	*
	9/64"	790	870
3.70		1,120	*
3.80		1,120	*
	5/32"	1,120	1,250
4.00		1,120	1,250
4.20		1,260	*
	11/64"	1,270	*
4.40		1,610	*
4.50		1,660	*
4.70		1,660	*
	3/16"	1,660	1,790
4.80		1,660	*
4.90		1,790	*
5.00		1,790	1,990
5.10		1,790	*
	13/64"	1,790	1,990
5.20		1,790	*
5.30		1,850	*
5.40		1,850	*
5.50		1,930	*
	7/32"	1,930	*
5.90		2,110	*
	15/64"	2,120	*
6.00		2,190	2,430
6.10		*	2,600
6.20		2,350	2,600
6.30		2,350	*
	1/4"	2,440	2,710
6.40		2,440	*
6.50		3,010	*
	17/64"	3,010	3,340
6.80		3,010	*
7.00		3,300	*

SIZES		PRICE (RS)/10 NOS	
MM	INCH	STD. STUB DRILLS	GOLD STUB DRILLS
7.10		3,300	*
	9/32"	3,300	3,660
7.40		3,300	*
7.50		3,300	3,800
	19/64"	3,630	*
7.60		3,630	*
7.70		3,630	*
7.80		3,630	*
	5/16"	4,140	4,600
8.00		4,140	4,600
8.10		5,100	*
	21/64"	5,100	*
8.50		5,100	*
8.60		5,320	*
	11/32"	5,320	*
8.80		5,320	5,920
9.00		5,320	*
9.10		5,400	*
	23/64"	5,400	*
9.50		5,610	*
	3/8"	5,860	6,500
9.80		5,860	*
9.90		6,900	*
	25/64"	7,180	*
10.00		7,180	7,650
10.10		7,720	*
10.20		7,720	*
	13/32"	7,720	8,960
10.50		7,720	*
	27/64"	8,360	*
10.80		8,680	*
11.00		8,680	*
	7/16"	9,640	10,050
11.50		9,660	*
	29/64"	9,660	*
11.80		9,660	*
	15/32"	9,850	*
12.00		10,250	*
12.10		10,250	*
12.20		10,250	*
12.50		10,710	*
12.70		10,910	12,720
	1/2"	11,350	12,720
13.00		11,350	13,780
	17/32"	13,340	*
13.50		14,210	*
	35/64"	14,210	*
14.00		15,480	*
14.20		16,690	*
	9/16"	17,170	19,170
14.80		18,840	*
	5/8"	19,210	*
18.00		21,370	23,320
20.00		31,010	32,910

[BACK TO CONTENT PAGE](#)

* Please contact our team for prices

HSS INTERMEDIATE LENGTH DRILL, TYPE N, 130° PA - BRIGHT FINISH

DESCRIPTION	PRICE (RS)/10 NOS	DESCRIPTION	PRICE (RS)/10 NOS
2.50 MM	710	5.80 MM	2,680
1/8"	840	6.20 MM	2,930
3.20 MM	880	6.50 MM	3,890
3.5 MM	880	6.80 MM	3,890
9/64"	880	8.50 MM	6,200
4.20 MM	1,530	10.00 MM	8,650
5.00 MM	2,220	10.50 MM	9,420
13/64"	2,220		

HSS JOBBER DRILL - STEAM TEMPERED

DESCRIPTION	PRICE (RS)/10 NOS	DESCRIPTION	PRICE (RS)/10 NOS
3.50 mm	830	5.20 mm	1,970
4.20 mm	1,580	7.00 mm	4,530
4.50 mm	1,970	8.00 mm	5,930


[BACK TO CONTENT PAGE](#)

* Please contact our team for prices



**HSS JOBBER DRILL SET
IS:5101 - 1991**

DRILL SET (MM)	REGULAR	GOLD	SUPER	TIN COATED
1.50 TO 6.50 MM (13 Pcs.)	2,132	2,363	*	2,557
1.00 TO 10.00 MM (19 Pcs.)	5,938	*	*	7,126
1.00 TO 13.00 MM (25 Pcs.)	12,574	13,958	18,167	15,090
1.00 - 6.00 51 PCS	9,291	9,704	*	12,046
6.0 - 10.0 x 0.1 mm	*	*	*	24,694

DRILL SET (INCH)	REGULAR	GOLD	SUPER	TIN COATED
1/16 TO ¼ INCH (13 Pcs.)	2,132	2,363	*	2,557
1/16 TO 3/8 INCH (21 Pcs.)	6,337	7,027	*	7,604
1/16 TO ½ INCH (1/32")				9,351
1/16 TO ½ INCH (29 Pcs.)	13,977	*	*	16,772

[BACK TO CONTENT PAGE](#)

* Please contact our team for prices



HSS JOBBER DRILLS TIN COATED HSS PARALLEL SHANK JOBBER SERIES, TYPE N 118° (IS 5101 / DIN 338)

SIZE	PRICE (RS)/NO	PACKET QTY	SIZE	PRICE (RS)/NO	PACKET QTY	SIZE	PRICE (RS)/NO	PACKET QTY
1.10 mm	90	10	3.90 mm	186	10	8.40 mm	770	10
1.20 mm	90	10	4.00 mm	193	10	8.50 mm	770	10
1.30 mm	90	10	4.10 mm	229	10	8.80 mm	923	10
1.40 mm	90	10	4.20 mm	229	10	9.00 mm	1,018	10
1.60 mm	90	10	4.30 mm	229	10	9.10 mm	1,018	10
1.70 mm	94	10	4.40 mm	229	10	9.20 mm	1,018	10
1.80 mm	94	10	4.60 mm	272	10	9.25 mm	1,082	10
1.90 mm	94	10	4.70 mm	272	10	9.30 mm	1,085	10
2.00 mm	98	10	4.80 mm	272	10	9.50 mm	1,085	10
2.10 mm	107	10	4.90 mm	302	10	9.60 mm	1,085	10
2.20 mm	107	10	5.00 mm	302	10	10.0 mm	1,153	10
2.30 mm	107	10	5.10 mm	302	10	10.20 mm	1,153	10
2.40 mm	107	10	5.20 mm	302	10	10.50 mm	1,225	10
2.50 mm	107	10	5.30 mm	319	10	11.00 mm	1,276	10
2.60 mm	107	10	5.40 mm	319	10	11.30 mm	1,480	10
2.70 mm	107	10	5.50 mm	319	10	11.50 mm	1,480	10
2.90 mm	109	10	5.60 mm	344	10	12.00 mm	1,555	10
3.00 mm	109	10	5.70 mm	344	10	12.30 mm	1,555	10
3.10 mm	149	10	5.80 mm	344	10	12.40 mm	1,555	10
3.20 mm	149	10	5.90 mm	344	10	12.50 mm	1,555	10
3.30 mm	155	10	6.00 mm	515	10	13.00 mm	1,555	10
3.40 mm	155	10	6.80 mm	515	10	13.20 mm	2,576	1
3.50 mm	155	10	7.10 mm	668	10	13.80 mm	2,576	1
3.60 mm	186	10	8.00 mm	668	10	WG08	290	10
3.70 mm	186	10	8.10 mm	667	10			
3.80 mm	186	10	8.20 mm	676	10			

HSS-E JOBBER DRILLS TIN COATED, DIN 338

SIZE	PRICE (RS)/NO	PACKET QTY	SIZE	PRICE (RS)/NO	PACKET QTY	SIZE	PRICE (RS)/NO	PACKET QTY
3.00 mm	144	10	6.80 mm	695	10	11.00 mm	1,697	5
3.30 mm	209	10	8.00 mm	998	10	12.00 mm	2,099	5
4.00 mm	261	10	8.50 mm	998	10	12.50 mm	2,099	5
4.20 mm	309	10	9.50 mm	1,387	10	13.00 mm	2,099	5
5.00 mm	408	10	10.00 mm	1,534	10			
6.00 mm	695	10	10.50 mm	1,629	5			

[BACK TO CONTENT PAGE](#)

* Please contact our team for prices

HSS PARALLEL SHANK-LONG SERIES, DIN 340

SIZE		PRICE (RS)/NO
MM	INCH	
1.00		339
1.10		339
1.20		339
1.30		339
1.40		339
1.50		339
1.60		339
1.70		339
1.80		339
1.90		339
2.00		339
2.10		339
2.20		339
2.30		435
	3/32	*
2.40		435
2.50		435
2.60		435
2.70		435
	7/64	435
2.80		435
2.90		435
3.00		441
3.10		441
	1/8	441
3.20		441
3.30		441
3.40		441
3.50		441
	9/64	441
3.60		477
3.70		477
3.80		477
3.90		477
	5/32	477
4.00		477
4.10		477
4.20		477
4.30		477
	11/64	477
4.40		477
4.50		477
4.60		477
4.70		477
	3/16	477
4.80		477
4.90		553
5.00		553
5.10		553
	13/64	553

SIZE		PRICE (RS)/NO
MM	INCH	
5.20		553
5.30		648
5.40		648
5.50		648
	7/32	648
5.60		701
5.70		701
5.80		701
5.90		701
	15/64	701
6.00		701
6.10		795
6.20		795
6.30		795
	1/4	795
6.40		1,020
6.50		1,020
6.60		1,233
6.70		1,233
	17/64	1,233
6.80		1,233
6.90		1,233
7.00		1,233
7.10		1,233
	9/32"	1,233
7.20		1,233
7.30		1,233
7.40		1,233
7.50		1,233
	19/64"	1,233
7.70		1,233
7.80		1,233
7.90		1,270
7.94	5/16	1,270
8.00		1,270
8.10		1,270
8.20		1,270
8.30		1,270
	21/64	1,270
8.40		1,270
8.50		1,270
8.60		1,396
8.70		1,396
	11/32	1,396
8.80		1,405
8.90		1,405
9.00		1,405
9.10		1,595
	23/64	1,595
9.20		1,595

SIZE		PRICE (RS)/NO
MM	INCH	
9.30		1,595
9.40		1,595
9.50		1,595
9.52	3/8	1,595
9.60		1,595
9.70		1,637
9.80		1,637
9.90		1,637
	25/64	1,637
10.00		1,769
10.10		1,769
10.20		1,852
10.30		1,852
	13/32	1,852
10.40		1,852
10.50		1,905
10.60		2,081
10.70		2,081
	27/64	2,081
10.80		2,081
10.90		2,081
11.00		2,161
11.10		2,161
	7/16	2,161
11.20		2,161
11.50		2,161
11.70		2,161
11.80		2,161
11.90		2,161
12.00		2,258
12.10		2,258
12.20		2,258
12.40		2,258
12.50		2,729
	1/2	3,032
12.70		3,032
12.80		3,032
13.00		3,032
13.50		3,032
14.00		3,032
	9/16	*
14.50		3,124
14.80		3,124
15.00		3,124
15.50		*
	5/8	*
16.00		3,192
18.00		3,550

Note : Minimum order value required is Rs.20,000/- net.

[BACK TO CONTENT PAGE](#)

* Please contact our team for prices

HSS PARALLEL SHANK-EXTRA LONG SERIES, BS 328

SIZES		PRICE (RS)/NO						
		OAL MM	160	175	200	250	315	400
MM	INCH	FL MM	100	120	150	200	250	350
3.00			1,307	1,544	1,766	2,195	*	
	1/8		1,307	*	1,766	*	*	
3.20			1,326	*	*	*	*	
3.50			1,326	*	1,776	*	*	
3.80			1,326	*	1,776	2,264	*	
4.00			1,326	1,553	1,776	2,683	3,531	*
4.20			1,326	*	1,776	*	*	*
4.50			1,326	*	1,818	2,689	3,785	*
	3/16		1,326	*	1,818	*	3,872	*
4.80			*	*	1,818	*	*	*
5.00			1,326	1,628	1,852	2,746	3,872	4,854
5.10			1,440		1,892	*	*	*
5.20			1,486	*	1,892	2,929	3,872	*
5.50			1,532	*	1,968	2,929	*	5,111
	7/32		*	*	*	*	3,872	*
5.80			*	*	1,968	2,975	3,829	*
6.00			1,532	1,687	2,000	3,013	3,982	5,926
6.20					*	3,499	*	*
	1/4				2,422	*	4,510	*
6.50					2,422	3,499	4,510	5,927
6.70					*	3,659	*	*
	17/64				*	*	4,565	*
6.80					2,678	3,853	4,565	*
7.00					2,678	3,853	4,565	6,631
7.50					2,683	4,022	4,644	6,655
7.80					2,756	4,096	4,721	*
	5/16				*	*	5,058	*
8.00					2,807	4,262	5,058	6,809
	21/64				2,839	*	5,058	*
8.50					2,936	4,338	5,058	6,809
	11/32				*	*	5,058	*
9.00					2,945	4,338	5,058	7,290
9.50					3,030	4,348	5,773	7,290
	3/8				3,030	*	*	*
9.70					*	4,348	*	*
9.80					3,212	4,348	5,821	*
10.00					3,212	4,440	5,891	7,534
10.20					3,212	4,440	6,194	*
10.30					3,215	*	*	*
10.50					3,344	4,612	6,195	7,764
10.70					3,546	*	*	*
	27/64				*	*	6,399	*
11.00					3,546	4,652	6,399	8,188

[BACK TO CONTENT PAGE](#)

* Please contact our team for prices

HSS PARALLEL SHANK-EXTRA LONG SERIES, BS 328

SIZES		PRICE (RS)/NO						
		OAL MM	160	175	200	250	315	400
MM	INCH	FL MM	100	120	150	200	250	350
11.10					3,723	*	*	*
11.30					3,723	*	*	*
11.50					3,723	4,877	6,452	8,511
	29/64				*	*	8,390	*
11.70					*	4,889	*	*
11.80					*	4,889	8,390	*
	15/32				*	*	8,390	*
12.00					*	*	6,471	8,725
12.50					5,180	5,180	6,861	9,249
	1/2				*	5,180	6,861	*
12.80					*	*	6,861	*
13.00					*	5,927	7,547	*
14.00					*	5,927	8,122	*

[BACK TO CONTENT PAGE](#)

* Please contact our team for prices and delivery

HSS CENTRE DRILL

INTRODUCTION

HSS CENTRE DRILL also known as spot drill with 120° point angle and 60° straight conical form. It is designed to create a conical hole, known as center hole or centering hole at the starting point of a workpiece. This center drill serves as a guide for accurately positioning and aligning subsequent drilling or machining applications.



- HSS Centre drill
- Bright finish
- DC Range: 1.0-8 mm
- Available in Type A, B, R & BS
- IS 6708/6709/6710-1977, BS 328 (part 2)

FEATURES & BENEFITS

- ▶ Accurate centering
- ▶ Improved concentricity
- ▶ Reduced drill wander

[BACK TO CONTENT PAGE](#)

HSS CENTER DRILLS

TYPE 'A', DIN 333			TYPE 'R', DIN 333			TYPE 'B', DIN 333			TYPE 'BS', BS-328			
PILOT DIA MM	BODY DIA MM	PRICE (RS)/NO	PILOT DIA MM	BODY DIA MM	PRICE (RS)/NO	PILOT DIA MM	BODY DIA MM	PRICE (RS)/NO	SIZE BS NO	PILOT DIA INCH	BODY DIA INCH	PRICE (RS)/NO
0.80	3.15	288	0.80	3.15	*							
1.00	3.15	291	1.00	3.15	*	1.00	4.00	477	BS-1	3/64"	1/8"	291
1.25	3.15	291	1.25	3.15	291	1.25	5.00	515	BS-2	1/16"	3/16"	291
1.60	4.00	291	1.60	4.00	291	1.60	6.30	601	BS-3	3/32"	1/4"	334
2.00	5.00	291	2.00	5.00	291	2.00	8.00	846	BS-4	1/8"	5/16"	520
2.50	6.30	334	2.50	6.30	334	2.50	10.00	1,078	BS-5	3/16"	7/16"	686
3.15	8.00	520	3.15	8.00	520	3.15	11.20	1,442	BS-6	1/4"	5/8"	1,290
4.00	10.00	643	4.00	10.00	643	4.00	14.00	1,932	BS-7	5/16"	3/4"	1,993
5.00	12.50	1,093	5.00	12.50	*	5.00	18.00	2,759				
6.30	16.00	1,290	6.30	16.00	*	6.30	20.00	3,035				
8.00	20.00	1,993	8.00	20.00	*	8.00	25.00	4,210				

HSS-E CENTRE DRILL, BRIGHT FINISH, BS 328

SIZE BS NO	PILOT DIA INCH	BODY DIA INCH	PRICE (RS)/NO
BS-1	3/64"	1/8"	335
BS-2	1/16"	3/16"	335
BS-3	3/32"	1/4"	384
BS-4	1/8"	5/16"	598
BS-5	3/16"	7/16"	1,006
BS-6	1/4"	5/8"	1,482

HSS TAPER SHANK DRILLS

INTRODUCTION

Versatile drill with larger diameters - up to 76 mm (3 inches). Tapered shank provides a better grip for holding it in the machine and full proof clamping to avoid spinning. Conventional 118° point provides strength and makes it easy to regrind. The robust design provides increased performance when used on conventional machines. Steam tempered body and flutes finish, bright finish margins, and point relief retains cutting fluid and prevents chip to tool welding. Suitable for drilling many materials.



- Available in HSS & HSSE
- DC Range: 3.00 - 3"
- DIN 345, IS 5103-1969

FEATURES & BENEFITS

- ▶ Taper Shank Drill, Type N 118° - Blue Tempered flute with Bright Finish Point and Shank
- ▶ DC Range: 31.90 - 3" are with Web Thinning
- ▶ HSSE improves tool life thus better productivity and higher performance.

[BACK TO CONTENT PAGE](#)

HSS & HSS-E TAPER SHANK DRILLS
IS : 5103 - 1969, DIN 345

SIZE		PRICE (RS)/NO	
MM	INCH	REGULAR (M2)	SUPER (M35)
3.00		499	602
	1/8	499	*
3.20		499	602
3.50		499	602
3.80		*	602
	5/32	535	*
4.00		499	676
4.20		673	796
	11/64	673	*
4.50		673	796
	3/16	673	*
4.80		673	796
5.00		692	796
	13/64	692	*
5.20		692	796
5.50		692	796
	7/32	692	*
5.80		692	796
6.00		767	912
6.20		767	912
	1/4	767	*
6.50		767	912
6.60		778	*
6.70		778	*
6.75		778	*
	17/64	778	*
6.80		778	912
7.00		829	1,039
	9/32	829	*
7.10		829	*
7.20		829	1,039
7.50		829	1,039
7.80		829	1,039
	5/16	901	*
8.00		901	1,039
8.20		999	*
	21/64	999	*
8.50		999	1,353

SIZE		PRICE (RS)/NO	
MM	INCH	REGULAR (M2)	SUPER (M35)
8.60		1,099	*
8.70		1,099	*
	11/32	1,099	*
8.80		1,209	1,391
9.00		1,209	1,489
9.20		1,209	1,489
9.50		1,209	1,489
	3/8	1,209	*
9.60		1,209	*
9.80		1,295	1,489
	25/64	1,295	*
10.00		1,308	1,584
10.20		1,308	1,584
	13/32	1,309	*
10.25		1,309	*
10.30		1,309	*
10.40		1,589	*
10.50		1,589	2,099
10.70		1,619	*
	27/64	1,619	*
10.80		1,620	2,099
11.00		1,620	2,195
	7/16	1,620	*
11.20		1,666	2,195
11.25		1,666	*
11.50		1,666	2,257
11.70		1,666	*
11.80		1,666	2,257
	15/32	1,666	*
12.00		1,691	2,292
12.20		1,691	2,292
12.25		1,691	*
	31/64	1,691	*
12.50		1,691	2,292
12.60		1,691	*
12.70		1,691	2,292
	1/2	1,691	*
12.80		2,342	3,173

SIZE		PRICE (RS)/NO	
MM	INCH	REGULAR (M2)	SUPER (M35)
13.00		2,342	3,173
13.10		2,424	*
13.20		2,424	3,173
13.25		2,424	*
	17/32	2,424	*
13.40		2,424	*
13.50		2,424	3,557
13.60		2,424	*
13.70		2,424	*
13.75		2,424	*
13.80		2,424	3,557
	35/64	2,624	*
14.00		2,624	3,557
14.10		2,624	*
14.20		2,624	*
14.25		2,624	3,807
	9/16	2,624	3,807
14.30		2,624	*
14.40		2,624	*
14.50		2,624	3,976
	37/64	2,624	*
14.75		2,624	3,976
14.80		2,624	*
15.00		3,012	3,976
	19/32	3,012	*
15.10		3,012	*
15.20		3,012	*
15.25		3,012	4,033
15.30		3,012	*
	39/64	3,012	*
15.50		3,012	4,041
15.60		3,012	*
15.75		3,012	4,041
15.80		3,012	*
	5/8	3,012	4,041
16.00		3,049	4,131
16.20		3,049	*
16.25		3,049	4,131

[BACK TO CONTENT PAGE](#)

* Please contact our team for prices

HSS & HSS-E TAPER SHANK DRILLS

IS : 5103 - 1969, DIN 345

SIZE		PRICE (RS)/NO		SIZE		PRICE (RS)/NO		SIZE		PRICE (RS)/NO	
MM	INCH	REGULAR (M2)	SUPER (M35)	MM	INCH	REGULAR (M2)	SUPER (M35)	MM	INCH	REGULAR (M2)	SUPER (M35)
	41/64	3,049	*	21.25		4,476	6,058		1.1/16"	8,561	*
16.30		3,049	*		27/32	4,476	*	27.00		8,561	11,601
16.50		3,049	4,131	21.50		4,597	6,228	27.25		8,579	11,616
	21/32	3,049	*	21.75		4,597	6,228	27.50		8,579	11,616
16.75		3,049	4,131		55/64	4,597	*	27.75		8,578	*
16.80		3,049	*	22.00		4,685	6,349		1.3/32"	9,425	*
17.00		3,259	4,416		7/8	4,685	6,349	28.00		9,427	12,773
	43/64	3,259	*	22.25		5,108	6,921	28.20		9,427	*
17.20		3,259	*	22.50		5,108	6,921	28.25		9,427	12,773
17.25		3,259	4,477		57/64	5,108	*	28.50		9,427	12,773
	11/16	3,259	*	22.75		5,207	7,056		1.1/8	9,425	*
17.50		3,259	4,477	23.00		5,207	7,056	28.75		9,703	13,147
17.75		3,259	4,477		29/32	5,207	*	29.00		9,845	13,340
17.80		3,624	*	23.25		5,460	7,398	29.25		9,845	13,340
	45/64	3,625	*	23.50		6,214	8,420	29.50		9,895	13,408
18.00		3,624	4,910	23.75		6,214	8,420	29.75		9,895	*
18.25		3,624	4,910		15/16	6,216	*	30.00		10,102	13,689
	23/32	3,624	*	24.00		6,377	8,641		1.3/16"	10,667	*
18.50		3,624	4,910		61/64"	6,492	*	30.25		11,486	15,552
	47/64	3,654	*	24.00		6,377	8,641	30.50		11,486	15,552
18.75		3,654	4,910		61/64"	6,492	*	30.75		11,671	15,815
19.00		3,654	4,953	24.25		6,492	8,794	31.00		12,985	17,585
	3/4	3,654	4,953	24.50		6,492	8,794	31.25		13,570	*
19.20		3,840	*		31/32"	6,492	*	31.50		13,570	18,388
19.25		3,840	4,953	24.75		6,796	*	31.75		13,570	18,388
	49/64	3,840	*	25.00		6,796	9,208		1.1/4	13,570	*
19.50		3,840	5,203		63/64	6,796	*	31.90		14,860	*
19.75		3,840	5,203	25.25		6,887	*	32.00		14,860	20,131
	25/32	3,840	*	25.40		6,889	*		1-17/64"	14,860	*
20.00		4,127	5,592		1"	6,889	*	32.25		14,860	*
	51/64	4,169	5,650	25.50		7,480	10,126	32.50		14,860	20,131
20.25		4,169	*	25.75		7,480	10,126	32.75		15,230	*
20.50		4,169	5,650	25.80		7,546	*	33.00		15,229	20,623
	13/16	4,169	*	26.00		7,546	10,225	33.25		15,229	*
20.70		4,359	*	26.25		8,112	10,992		1.5/16"	15,230	*
20.75		4,359	5,906	26.40		8,296	*	33.50		15,753	21,345
20.90		4,359	*	26.50		8,296	11,240	33.75		16,058	*
21.00		4,359	5,906	26.75		8,518	*	34.00		16,058	21,758

[BACK TO CONTENT PAGE](#)

* Please contact our team for prices

HSS & HSS-E TAPER SHANK DRILLS
IS : 5103 - 1969, DIN 345

SIZE		PRICE (RS)/NO	
MM	INCH	REGULAR (M2)	SUPER (M35)
34.50		17,580	*
	1.3/8	17,721	*
35.00		17,721	24,012
	1-25/64"	17,721	*
35.50		18,801	*
	1.13/32"	18,800	*
36.00		19,079	25,852
	1.27/64"	19,451	*
36.50		19,449	*
	1.7/16"	19,449	*
37.00		19,917	26,974
37.50		21,234	*
	1-31/64"	21,234	*
38.00		21,563	29,218
	1.1/2	21,563	*
	1.33/64	22,215	*
38.50		22,215	*
	1-17/32"	22,215	*
39.00		23,532	31,866
39.50		23,532	*
	1.9/16	23,532	*
40.00		24,143	32,714
	1.37/64"	24,143	*
	1-19/32"	25,541	*
40.50		25,541	*
41.00		25,541	*
	1.5/8	25,541	*
41.50		26,541	*
42.00		26,541	35,942
	1.43/64"	26,541	*
42.50		27,217	*
43.00		28,202	38,192
43.50		28,202	*
44.00		29,195	39,539
	1.47/64"	29,195	*
	1.3/4	29,195	*
44.50		29,195	*

SIZE		PRICE (RS)/NO	
MM	INCH	REGULAR (M2)	SUPER (M35)
45.00		29,879	40,461
	1.25/32"	29,879	*
45.50		31,235	*
	1.51/64"	31,235	*
46.00		31,235	*
46.50		32,803	*
47.00		32,803	*
47.50		33,493	*
	1.7/8	33,493	*
48.00		36,523	*
48.50		36,796	*
49.00		36,796	*
49.50		37,183	*
50.00		37,183	50,356
50.50		39,168	*
	2"	39,168	*
51.00		53,171	72,046
51.50		53,171	*
52.00		53,171	*
	2-1/32"	53,171	*
52.50		69,201	*
53.00		69,201	*
53.50		69,201	*
	2.1/8	69,201	*
54.00		69,201	93,767
54.50		72,694	*
	2-5/32"	72,694	*
55.00		72,694	*
55.50		72,694	*
	2.3/16"	72,694	*
56.00		75,747	*
56.50		75,747	*
57.00		75,747	*
	2-7/32"	75,747	*
	2.1/4"	75,747	*
57.50		82,669	*
58.00		82,669	*

SIZE		PRICE (RS)/NO	
MM	INCH	REGULAR (M2)	SUPER (M35)
58.50		82,669	*
	2.5/16"	82,669	*
59.00		84,248	*
59.50		84,248	*
60.00		84,248	*
	2.3/8"	84,248	*
60.50		89,550	*
61.00		89,550	*
61.50		89,550	*
62.00		89,550	*
62.50		89,550	*
	2-7/16"	89,550	*
63.00		91,058	*
63.50		91,058	*
	2.1/2	91,058	*
64.00		100,633	*
65.00		100,633	136,358
	2.9/16	100,633	*
66.00		101,389	*
	2.5/8	101,389	*
67.00		103,859	*
68.00		111,305	*
	2-11/16"	120,656	*
69.00		120,656	*
	2.3/4	120,656	*
70.00		120,656	*
71.00		130,172	*
	2-13/16"	130,172	*
71.50		130,172	*
72.00		132,732	*
73.00		132,732	*
	2.7/8	132,732	*
74.00		141,246	*
	2.15/16"	141,246	*
75.00		143,075	*
76.00		143,075	*
	3"	143,075	*

[BACK TO CONTENT PAGE](#)

* Please contact our team for prices

HSS TAPER SHANK DRILLS - LONG SERIES
IS : 8305 - 1976 (TYPE N), DIN 341

SIZE	OAL	PRICE (RS)/NO	SIZE	OAL	PRICE (RS)/NO	SIZE	OAL	PRICE (RS)/NO
MM	MM		MM	MM		MM	MM	
5.00	155	*	13.50	223	4,806	24.50	327	*
5.16	155	*	14.00	223	5,000	25.00	327	14,824
5.56	161	*	14.29	245	*	25.40	327	*
6.00	161	*	14.50	245	*	25.50	335	*
6.35	167	*	15.00	245	6,255	26.00	335	15,416
6.50	167	*	15.50	251	*	26.50	335	*
6.80	174	2,293	15.87	251	*	27.00	343	*
7.00	174	*	16.00	251	6,699	27.50	343	*
7.50	174	*	16.50	257	6,815	28.00	343	*
7.80	181	2,503	17.00	257	14,305	28.50	351	*
7.94	181	*	18.50	269	*	29.00	351	*
8.00	181	2,503	19.00	269	*	29.50	351	*
8.50	181	*	19.05	275	*	30.00	351	*
9.00	188	*	19.50	275	8,031	30.50	360	*
9.50	188	*	20.00	275	8,167	31.00	360	*
9.52	197	*	20.50	282	*	31.50	360	*
9.80	197	3,219	21.00	282	8,456	32.00	397	*
10.00	197	3,220	21.43	289	*	32.50	397	*
10.50	197	3,312	21.50	289	*	33.00	397	*
11.00	206	3,383	21.75	289	*	34.00	406	*
11.11	206	*	22.00	289	10,022	34.50	406	*
11.50	206	*	22.22	289	*	35.00	406	*
12.00	215	*	22.50	296	*	36.00	416	*
12.50	215	*	23.00	296	*	38.00	426	*
12.70	215	*	23.50	319	13,705	38.10	426	*
13.00	215	4,390	24.00	327	*	40.00	426	*

[BACK TO CONTENT PAGE](#)

* Please contact our team for prices

HSS TAPER SHANK TWIST DRILLS (EXTRA LONG SERIES)

IS : 7822 - 2005, BS 328

SIZES		PRICE (RS)/NO										
		OAL 200	OAL 235	OAL 250	OAL 300	OAL 315	OAL 325	OAL 350	OAL 370	OAL 400	OAL 450	OAL 500
MM	INCH	PRICE	PRICE	PRICE	PRICE	PRICE	PRICE	PRICE	PRICE	PRICE	PRICE	PRICE
6		2,206	*	*	*	*	*	*	*	*	*	*
6.5		2,206	*	*	*	*	*	*	*	*	*	*
7		*	*	3,568	*	*	*	*	*	*	*	*
	5/16"	3,382	*	*	*	*	*	*	*	*	*	*
8		3,382	*	*	3,431	*	*	*	*	*	*	*
8.5		3,382	*	3,986	*	*	*	*	*	*	*	*
9		3,382	*	3,986	*	5,813	*	*	*	*	*	*
9.3		*	*	4,111	*	*	*	*	*	*	*	*
9.5		*	*	4,111	*	*	*	*	*	*	*	*
10	-	*	*	*	5,664	*	*	*	*	*	*	*
10.5	-	3,382	*	4,390	*	*	*	*	*	*	*	*
11	-	*	*	4,429	*	*	*	*	*	*	*	*
11.5	7/16	*	*	*	*	*	*	*	*	*	*	*
11.8		*	*	*	6,292	*	*	*	*	*	*	*
12	-	*	*	*	*	*	7,222	*	*	*	*	*
12.5	1/2	*	*	4,902	*	*	*	*	*	*	*	*
13		*	*	5,815	7,567	8,602	*	*	*	*	*	*
13.5		*	3,557	*	7,567	*	*	10,216	*	*	*	*
14		*	*	6,203	8,290	*	*	*	*	12,954	*	*
14.5		*	*	6,242	8,408	*	*	10,407	*	*	*	*
15		*	*	*	8,617	*	*	10,620	*	13,394	17,506	*
15.5		*	*	*	*	*	*	10,782	*	13,574	*	*
15.8		*	*	*	8,466	*	*	*	*	*	*	*
16		*	*	*	*	*	*	*	*	13,855	*	*
16.5		*	*	*	8,630	*	*	11,129	*	*	*	*
17		*	*	*	9,134	*	9,865	11,308	*	*	*	*
17.5		*	*	*	*	*	*	11,526	*	14,471	18,608	*
18		*	*	*	9,496	*	*	*	*	14,739	*	*
18.25		*	*	*	9,496	*	*	*	*	*	*	*
18.5		*	*	*	9,647	*	*	11,811	*	*	*	*
19		*	*	*	*	*	*	12,011	*	*	*	*
19.5		*	*	*	*	*	*	*	*	*	*	*
20		*	*	*	9,651	*	*	*	*	*	19,755	24,134
20.5		*	*	*	*	*	*	12,576	*	*	*	*
21		*	*	*	*	*	*	*	*	16,198	*	*
21.5		*	*	*	10,217	*	*	*	*	16,505	*	*

[BACK TO CONTENT PAGE](#)

* Please contact our team for prices

HSS TAPER SHANK TWIST DRILLS (EXTRA LONG SERIES)

IS : 7822 - 2005, BS 328

SIZES		PRICE (RS)/NO										
		OAL 200	OAL 235	OAL 250	OAL 300	OAL 315	OAL 325	OAL 350	OAL 370	OAL 400	OAL 450	OAL 500
MM	INCH	PRICE	PRICE	PRICE	PRICE	PRICE	PRICE	PRICE	PRICE	PRICE	PRICE	PRICE
22		*	*	*	10,436	*	*	*	*	16,784	*	*
22.5		*	*	*	*	*	*	13,539	*	*	*	*
23		*	*	*	*	*	*	*	*	*	*	*
23.5		*	*	*	*	*	*	*	*	*	*	*
24		*	*	*	*	*	*	15,167	*	18,477	*	*
24.5		*	*	*	*	*	*	*	*	*	*	*
25		*	*	*	*	*	*	*	*	*	24,446	*
25.5		*	*	*	*	*	*	*	*	*	*	*
26		*	*	*	*	*	*	*	*	20,945	*	*
26.5		*	*	*	*	*	*	*	*	*	*	*
27		*	*	*	*	*	*	*	*	*	*	*
27.5		*	*	*	*	*	*	*	*	*	*	*
28		*	*	*	*	*	*	*	*	23,379	*	34,321
28.5		*	*	*	*	*	*	*	*	*	*	*
31.5		*	*	*	*	*	*	*	24,606	*	*	*
32		*	*	*	*	*	*	*	*	*	*	40,160
33		*	*	*	*	*	*	*	*	28,943	*	*
34		*	*	*	*	*	*	*	*	*	*	*
35		*	*	*	*	*	*	*	*	*	*	*
36		*	*	*	*	*	*	*	*	*	*	*
37		*	*	*	*	*	*	*	*	*	*	*
38		*	*	*	*	*	*	*	*	*	*	*
39		*	*	*	*	*	*	*	*	*	*	*
40		*	*	*	*	*	*	*	*	*	*	*
41		*	*	*	*	*	*	*	*	*	*	*
42		*	*	*	*	*	*	*	*	*	*	*
43		*	*	*	*	*	*	*	*	51,339	*	*
44		*	*	*	*	*	*	*	*	*	*	*
45		*	*	*	*	*	*	*	*	*	*	*
46		*	*	*	*	*	*	*	*	*	*	*
47		*	*	*	*	*	*	*	*	*	*	*
48		*	*	*	*	*	*	*	*	*	*	*
49		*	*	*	*	*	*	*	*	*	*	*
50		*	*	*	*	*	*	*	*	*	*	80,334

[BACK TO CONTENT PAGE](#)

* Please contact our team for prices

CUSTOMISED PARALLEL SHANK DRILLS

PRODUCT DESCRIPTION	PRICE (RS)/NO	PRODUCT DESCRIPTION	PRICE (RS)/NO
MM		MM	
DR-LONG 2.00 HSS SUPER M35	459	DR-ELS 4.50 X150X225 PL HSS M2	2,115
DR-HINOX STUB 4.0 MM M35 SUPER D-325	156	DR-ELS 6.00 X150X225 PL HSS M2	2,367
DR-HINOX STUB 1/8" M35 SUPER D-325)	102	DR-ELS 9.70 X250X300 PL HSS M2	5,664
DR-LONG 2.80X52X85 GOLD HSS M2	418	DR-ELS DIA 12.0X200X300 MM HSS M2	6,471
DR-LONG 4.20X52X85 GOLD HSS M2	388	DR-ELS 10.00X300X350 HSS M2	7,236
DR-LONG 5.10 GOLD HSS M2	631	DR-ELS 5.0X135X200 HSS M2	1,789
CENTRE DRILL A 2.0X5.0X100MM HSS M2	528	DR-ELS 5.5X135X200 HSS M2	1,892
CD TYPE-A 2.5X6.3X100 MM HSS M2	478	Extra length Drill, HSS Bright 4.80 x 160 mm OAL	1,272
CD TYPE-A 3.15 X 8 X 100 MM HSS M2	903	Extra length Drill, HSS Bright 1.80 x 125 mm OAL	447
CD TYPE-A 5.00X12.5X100 MM HSS M2	1,613	Extra length Drill, HSS Bright 5.80 x 160 mm OAL	1,487
Center Drill Form A 1.00 x 4.00 mm HSS Bright	288	DR-ELS 12.00X300X350 HSS M2	8,389
CD TYPE-B 4.00X14.00X100 MM HSS M2	2,887	DR-ELS 10.0X200X300 HSS M2	5,664
CD B55 3/16"X7/16"X85MM M2 (DRG-CT004	961	DR 9.0 X 120 X 150 M2 HIGH HELIX PA 130	914
CD TYPE-A 3.15X8.0MM HSS M35	761	DR-ELS, HSS STEAM TEMPERED 6.00 x 250 mm OAL	3,013
CD TYPE-R 3.15X8.0 MM HSS M35	709	DR-ELS, HSS STEAM TEMPERED 6.00 x 315 mm OAL	3,982
DR-ELS 8.0X170X250 HSS M2	4,098	DR-ELS, HSS STEAM TEMPERED 13.00 x 250 mm OAL	5,672
DR-ELS 8.0X200X300 HSS M2	4,910	DR-STUB 3.50 HSS STEAM BLUEING M2	81
DR-ELS 11.00 X 120 PL HSS M2	906	DR-STUB 4.20 HSS STEAM BLUEING M2	125
DR-ELS 14.00 X 125 PL HSS M2	1,830	DR-STUB 4.50 HSS STEAM BLUEING M2	164
DR-LS 9.90X100X150 PL HSS M2	1,126	DR-STUB 20.0X67X130 M2 GOLD 1MM FLAT ON	2,810
DR-ELS 8.0X125X160 M2 35°-HELIX-ANGLE	1,014	Stub Drill, Type N HSS ST 16.00 mm	1,788
DR-ELS 7.00X135X200 M2	2,346	Stub Drill, Type N HSS ST 18.00 mm	2,137
DR-ELS 3.00 X 150 X 225 PL HSS M2	1,820	Stub Drill, Type N HSS ST 9/16 Inch	1,717
DR-ELS 4.00 X150X225 PL HSS M2	2,111	Stub Drill, Type N HSS ST 5/8 Inch	1,860

CUSTOMISED TAPER SHANK DRILLS

PRODUCT DESCRIPTION	PRICE (RS)/NO	PRODUCT DESCRIPTION	PRICE (RS)/NO
MM		MM	
DR-LONG 14.60X125X180(OAL) HSS M2	2,198	HSS LS MTS DR 8.00X181 MM ST M35	3,382
DRILL TS 14.00 M2 FLANGE DRILL	2,696	DR-TS LS 11.50 X 135 X 225 PA120°	2,228
DRILL TS 18.00 M2 FLANGE DRILL	3,720	DR-TS ELS 8.50 X 165 X 265(OAL) HSS M2	4,133
DRILL TS 22.00 M2 FLANGE DRILL-DRG-406	4,811	DR-TS ELS 29.50 X 200 X 320 HSS M2	12,351
DRILL TS7/16 M2 FLANGE DRILL	4,811	DR-TS ELS 17.0X315 HSS M35	12,786
DRILL TS 15.50MM2(DRG D-380)FOR CYC IND	1,928		

[BACK TO CONTENT PAGE](#)

* Please contact our team for prices

**MASONRY DRILLS
(GROUND FLUTED & BRIGHT PLATED)**

SIZE		FLUTE LENGTH	OVER ALL LENGTH	PRICE (RS)/NO
MM	INCH			
3		40	76	66
	1/8	40	76	66
	5/32	45	85	75
4		45	85	75
	3/16	45	90	81
5		45	90	82
	7/32	45	90	101
	15/64	60	110	108
6		60	110	108
	1/4	60	110	108
6.5		60	110	108
7		60	110	203
	9/32	60	110	203
	5/16	80	120	205
8		80	120	205
	11/32	80	120	205
9		80	120	205
	3/8	80	120	205
10		80	120	205
	7/16	115	160	285
	15/32	115	160	254
12		115	160	254
	1/2	115	160	254
13		115	160	254

[BACK TO CONTENT PAGE](#)

* Please contact our team for prices

HSS ENDMILLS

INTRODUCTION

HSS Endmills are able to perform multiple types of milling operations. They can be used for face milling, peripheral milling, keyway milling and slot milling. Additionally they can be used for plunging operations also. Our endmills are user- friendly, cost effective and easy to use with the choices available in diameter ranging from small to larger sizes, no of flutes and flute lengths.



- M2/M42
- 2 FL/4 FL/6 FL- CC/NCC
- 30° Right hand Helix
- IS:6352/6353-1991, BS-122-1953

FEATURES & BENEFITS

- ▶ Excellent heat and wear resistance properties
- ▶ Unique tool geometry increases tool life with accuracy
- ▶ HSS Co8 increases hot hardness and improves tool life and thus better productivity

[BACK TO CONTENT PAGE](#)

**HSS (M2 & M42) PARALLEL SHANK ENDMILLS, IS 6353 - 1991 & BS - 122 (PART -1) 1953
CENTER CUT ENDMILLS**

DIA		4FL CC	4FL CC	6FL CC	6FL CC
MM	INCH	M2	M42	M2	M42
3.00		830	1,327	-	-
	1/8	830	*	-	-
3.50		*	*	-	-
	5/32	*	*	-	-
4.00		830	1,327	-	-
4.50		*	*	-	-
	3/16	*	*	-	-
5.00		830	1,327	-	-
5.50		*	*	-	-
6.00		930	1,485	-	-
	1/4	930	1,485	-	-
6.50		*	*	-	-
7.00	-	1,049	1,680	-	-
7.50		*	*	-	-
	5/16	*	*	-	-
8.00		1,049	1,680	-	-
8.50		*	*	-	-
9.00		1,049	1,680	-	-
9.50		*	*	-	-
	3/8	1,049	*	-	-
10.00	-	1,049	1,680	-	-
10.50		*	*	-	-
11.00		1,049	1,680	-	-
	7/16	*	*	-	-
11.50		*	*	-	-
12.00		1,085	1,735	-	-
12.50		*	*	-	-
	1/2	*	*	-	-
13.00	-	1,236	*	-	-
13.50		*	*	-	-
14.00		1,345	2,157	-	-
	9/16	*	*	-	-
14.50		*	*	-	-
15.00	.	1,563	2,504	-	-
15.50		*	*	-	-
	5/8	*	*	-	-
16.00		1,572	2,516	-	-
16.50		*	*	-	-
17.00	-	*	*	-	-
18.00	-	1,907	3,056	-	-
18.50		*	*	-	-

DIA		4FL CC	4FL CC	6FL CC	6FL CC
MM	INCH	M2	M42	M2	M42
19.00		1,907	*	-	-
	3/4	*	*	-	-
19.50		*	*	-	-
20.00		*	*	2,113	3,380
	13/16	-	-	*	*
21.00	-	-	-	*	*
22.00		-	-	2,397	*
	7/8	-	-	*	*
23.00	-	-	-	*	*
24.00	-	-	-	2,603	4,165
25.00		-	-	2,794	4,467
	1"	-	-	*	*
26.00	-	-	-	2,904	4,645
27.00	.	-	-	*	*
	1.1/8	-	-	*	*
28.00		-	-	3,987	*
29.00	-	-	-	*	*
30.00	-	-	-	4,385	*
30.50		-	-	*	*
	1.1/4	-	-	*	*
31.00		-	-	*	*
32.00		-	-	4,782	*
33.00	-	-	-	*	*
	1.3/8	-	-	*	*
34.00		-	-	*	*
35.00	-	-	-	*	*
36.00	-	-	-	6,296	*
37.00	-	-	-	*	*
38.00	-	-	-	*	*
39.00	-	-	-	*	*
40.00	-	-	-	8,152	*
41.00	1.5/8	-	-	*	*
42.00	-	-	-	8,967	*
43.00	-	-	-	*	*
45.00	1.3/4	-	-	10,401	*
46.00	-	-	-	*	*
47.00	1.7/8	-	-	*	*
48.00	-	-	-	12,067	*
49.00	-	-	-	*	*
50.00	-	-	-	13,272	*

[BACK TO CONTENT PAGE](#)

* Please contact our team for prices

**HSS (M2 & M42) PARALLEL SHANK ENDMILLS, IS 6353 - 1991 & BS - 122 (PART -1) 1953
NON-CENTER CUT ENDMILLS**

DIA		4FL NCC	4FL NCC	6FL NCC	6FL NCC
MM	INCH	M2	M42	M2	M42
3.00		830	1,327	-	-
	1/8	830	*	-	-
3.50		830	*	-	-
	5/32	830	*	-	-
4.00		830	1,327	-	-
4.50		830	1,327	-	-
	3/16	830	*	-	-
5.00		830	1,327	-	-
5.50		930	*	-	-
6.00		930	1,485	-	-
	1/4	930	1,485	-	-
6.50		1,050	*	-	-
7.00	-	1,050	1,680	-	-
7.50		1,050	*	-	-
	5/16	1,049	1,680	-	-
8.00		1,050	1,680	-	-
8.50		1,050	*	-	-
9.00		1,050	1,680	-	-
9.50		1,050	*	-	-
	3/8	1,049	1,680	-	-
10.00	-	1,050	1,680	-	-
10.50		1,050	*	-	-
11.00		1,050	1,680	-	-
	7/16	1,049	*	-	-
11.50		1,087	*	-	-
12.00		1,087	1,735	-	-
12.50		1,236	*	-	-
	1/2	1,085	1,735	-	-
13.00	-	1,236	1,971	-	-
13.50		1,355	*	-	-
14.00		1,355	2,157	-	-
	9/16	1,345	*	-	-
14.50		1,564	*	-	-
15.00	.	1,564	2,504	1,563	*
15.50		1,572	*	*	*
	5/8	1,572	2,516	*	*
16.00		1,572	2,516	1,572	2,516
16.50		1,721	*	*	*
17.00	-	1,721	2,755	1,721	*
18.00	-	1,907	3,056	1,907	3,056
18.50		1,907	*	*	*

DIA		4FL NCC	4FL NCC	6FL NCC	6FL NCC
MM	INCH	M2	M42	M2	M42
19.00		1,907	3,056	1,907	*
	3/4	1,907	3,056	1,907	*
19.50		2,113	*	*	*
20.00		2,113	3,380	2,113	3,380
	13/16	*	*	2,266	*
21.00	-	2,377	*	2,377	3,810
22.00		2,397	3,834	2,397	3,834
	7/8	2,397	*	2,397	3,834
23.00	-	2,603	*	2,603	*
24.00	-	2,603	*	2,603	4,165
25.00		2,794	4,467	2,794	4,467
	1"	2,794	*	2,794	4,467
26.00	-	2,904	*	2,904	4,645
27.00	.	*	*	3,415	*
	1.1/8	*	*	3,987	*
28.00		3,987	*	3,987	6,377
29.00	-	*	*	3,987	*
30.00	-	4,385	*	4,385	7,019
30.50		*	*	4,782	*
	1.1/4	*	*	4,782	*
31.00		*	*	4,782	*
32.00		4,782	*	4,782	7,652
33.00	-	-	-	5,297	*
	1.3/8	-	-	5,775	*
34.00		-	-	5,775	*
35.00	-	-	-	5,775	9,238
36.00	-	-	-	6,296	*
37.00	-	-	-	6,784	*
38.00	-	-	-	7,233	*
39.00	-	-	-	*	*
40.00	-	-	-	8,152	13,040
41.00	1.5/8	-	-	*	*
42.00	-	-	-	9,273	14,837
43.00	-	-	-	*	*
45.00	1.3/4	-	-	10,389	16,616
46.00	-	-	-	*	*
47.00	1.7/8	-	-	*	*
48.00	-	-	-	14,196	18,327
49.00	-	-	-	*	*
50.00	-	-	-	14,196	20,103

[BACK TO CONTENT PAGE](#)

* Please contact our team for prices

HSS (M2 & M42) PARALLEL SHANK SLOT DRILLS
IS 6352 - 1991 & BS-122 (PART -1) 1953

DIA		M2	M42	DIA		M2	M42
MM	INCH			MM	INCH		
3		1,011	1,619	19		2,178	*
	1/8	1,011	*		3/4	2,178	3,479
3.5		1,011	*	19.5		*	*
	5/32	*	1,619	20		2,178	3,479
4		1,011	1,619		13/16	*	*
4.5		1,011	*	20.5		2,501	
	3/16	1,011	1,619	21	-	2,541	
5		1,011	1,619	22		2,541	4,064
5.5		1,011	*		7/8	2,541	*
6		1,085	1,739	23	-	3,080	*
	1/4	1,085	1,739	24	-	3,080	4,831
6.5		1,085	*	25		3,080	4,831
7	-	1,085	1,739		1"	*	*
7.5		1,085	*	26	-	4,262	6,821
	5/16	1,085	1,739	27	.	*	*
8		1,085	1,739		1.1/8	*	*
8.5		1,085	*	28		5,232	8,374
9		1,085	1,739	29	-	*	*
9.5		1,121	*	30	-	5,235	*
	3/8	1,085	1,739	30.5		*	*
10	-	1,121	1,792		1.1/4	*	*
10.5		1,121	*	31		*	*
11		1,121	1,792	32		5,235	8,374
	7/16		*	33	-	*	*
11.5		1,229	*		1.3/8	*	*
12		1,229	1,967	34		*	*
12.5		1,490	*	35	-	*	*
	1/2	1,229	1,967	36	-	6,758	10,814
13	-	1,572	*	37	-	*	*
13.5		*	*	38	-	*	*
14		1,572	2,519	39	-	*	*
	9/16	*	*	40	-	7,796	12,474
14.5		*	*	41	1.5/8	*	*
15	.	1,772	2,839	42	-	*	*
15.5				43	-	*	*
	5/8	1,770	2,833	45	1.3/4	*	*
16		1,772	2,839	46	-	*	*
16.5		*	*	47	1.7/8	*	*
17	-	2,178		48	-	*	*
18	-	2,178	3,479	49	-	*	*
18.5		*	*	50	-	*	*

[BACK TO CONTENT PAGE](#)

* Please contact our team for prices

HSS (M2 & M42) PARALLEL SHANK ENDMILLS - : LONG SERIES IS 6353 - 1991

DIA	4FL CC	4FL CC	6FL CC	6FL CC	4FL NCC	4FL NCC	6FL NCC	6FL NCC
MM	M2	M42	M2	M42	M2	M42	M2	M42
3.00	1,077	*	-	-	*	*	-	-
4.00	1,077	1,725	-	-	1,077	1,725	-	-
5.00	1,077	*	-	-	1,077	1,725	-	-
6.00	1,210	1,851	-	-	1,210	1,851	-	-
7.00	1,367	*	-	-	*	*	-	-
8.00	1,367	2,182	-	-	1,367	2,182	-	-
9.00	1,367	*	-	-	*	*	-	-
10.00	1,367	2,182	-	-	1,367	2,182	-	-
11.00	1,409	*	-	-	*	*	-	-
12.00	1,409	2,255	-	-	1,409	2,255	-	-
13.00	*	*	-	-	1,751	*	-	-
14.00	1,751	2,800	-	-	*	2,800	-	-
15.00	2,045	*	-	-	2,045	*	-	-
16.00	2,045	3,269	-	-	2,045	3,269	-	-
17.00	2,480	*	-	-	*	*	-	-
18.00	2,480	3,969	-	-	*	3,969	-	-
19.00	2,749	*	-	-	*	*	*	*
20.00	2,749	*	2,749	4,396	*	*	2,749	4,396
21.00	*	-	*	*	-	-	-	*
22.00	*	-	3,118	4,986	-	-	*	4,986
23.00	*	-	3,632	*	-	-	*	*
24.00	*	-	*	*	-	-	*	*
25.00	*	-	3,632	5,812	-	-	*	5,812
26.00	*	-	*	6,037	-	-	*	*
27.00	*	-	*	*	-	-	*	*
28.00	*	-	*	8,293	-	-	*	*
29.00	*	-	*	*	-	-	*	*
30.00	*	-	5,703	9,125	-	-	*	*
31.00	-	-	*	*	-	-	*	*
32.00	-	-	*	*	-	-	*	*

HSS PARALLEL SHANK ROUGHING ENDMILLS - : M42 4 FLUTES IS : 6353 - 1991

SIZE	PRICE (RS)/NO	
	STANDARD SERIES M42 NCC COARSE	STANDARD SERIES M42 NCC FINE
6.00	3,000	2,081
8.00	3,000	2,081
10.00	3,000	2,578
12.00	3,000	2,991
14.00	4,562	5,253
16.00	5,308	5,308
18.00	6,440	6,470
20.00	7,223	7,223
22.00	7,747	7,783
25.00	9,132	9,075
28.00	12,316	12,947
30.00	14,170	14,238

HSS PARALLEL SHANK BALL NOSE ENDMILL IS : 6353 - 1991

SIZE	PRICE (RS)/NO	
	STANDARD 4 FL M2	STANDARD 4 FL M42
4.00	1,083	*
5.00	1,083	*
6.00	1,161	*
8.00	1,314	*
10.00	1,314	*
12.00	1,355	*
13.00	*	2,611
14.00	1,689	2,708
16.00	1,966	3,182
18.00	2,377	*
20.00	2,674	*
22.00	*	*
25.00	3,493	*
28.00	*	*
30.00	*	*

[BACK TO CONTENT PAGE](#)

* Please contact our team for prices

M42 TIALN COATED CENTER CUT ENDMILLS

PRODUCT DESCRIPTION	PRICE (RS)/NO	PRODUCT DESCRIPTION	PRICE (RS)/NO
ENDMILL 5X6X13X57X4F PLSHK CC M42 TIALN COATE	1,667	ENDMILL 13X12X26X83X4F PLSHK CC M42 TIALN COA	2,983
ENDMILL 6X6X13X57X4F PLSHK CC M42 TIALN COATE	1,826	ENDMILL 14X12X26X83X4F PLSHK CC M42 TIALN COA	3,169
ENDMILL 6.5X10X16X66X4F PLSHK CC M42 TIALN CO	2,303	ENDMILL 15X12X26X83X4F PLSHK CC M42 TIALN COA	3,516
ENDMILL 8X10X19X69X4F PLSHK CC M42 TIALN COAT	2,303	ENDMILL 16X16X32X92X4F PLSHK CC M42 TIALN COA	3,528
ENDMILL 10X10X22X72X4F PLSHK CC M42 TIALN COA	2,496	ENDMILL 18X16X32X92X4F PLSHK CC M42 TIALN COA	4,680
ENDMILL 11X12X22X79X4F PLSHK CC M42 TIALN COA	2,690	ENDMILL 20X20X38X104X4F PLSHK CC M42 TIALN CO	5,007
ENDMILL 12X12X26X83X4F PLSHK CC M42 TIALN COA	2,744	ENDMILL 25X25X45X121X6F PLSHK CC M42 TIALN CO	7,705

CUSTOMISED ENDMILLS & SLOTDRILLS

PRODUCT DESCRIPTION	PRICE (RS)/NO	PRODUCT DESCRIPTION	PRICE (RS)/NO
ENDMILL- 1/8"X4X10 X48 X4F PLSHK NCC M2	830	SLOT DRILL - 20X20X80X220X2F LS NCC M2	3,178
ENDMILL- 10.4X12X22X79X4F NCC M2	1,051	SLOT DRILL- 10X10X28X73X2F HSS	3,788
ENDMILL 3.5(+0.1/-0) MMX4F STDPLSHK NCC M35	1,129	SLOT DRILL- 16X16X63X180X2F M2	4,119
ENDMILL 12.10 MM X4F LONG PLSHK NCC M2	1,220	T/S ENDMILL 22XMT2X38X123X6F HSS NCC	4,142
SLOT DRILL - 5X6X13X57X2F BALL NOSE TIN COATED M2	1,435	ENDMILL 16X16X65X105X5F S/S CC M42 TIN	4,260
ENDMILL 12X12X50X100X4F BALL NOSE PLSHK M2	1,836	ENDMILL 20 MM X6F BALL NOSE STDPLSHK CC M42	4,270
ENDMILL- 3/8" M2/NCC/4F/LONG	1,841	ENDMILL- 32X25X53X133X6F NCC M2	4,782
ENDMILL- 8X10X19X69X4F WF NCC M42	1,849	ROUGHING ENDMILL CC COARSE 16 MM X4F STDPLSHK M42	5,308
ENDMILL- 10X10X22X72X4F WF NCC M42	1,849	ENDMILL 20X20X75X125X5F S/S CC M42 TIN	5,840
ENDMILL-16X16X70X160X4F LS NCC M2	2,250	SLOT DRILL- 16X16X63X220X2F PLSHK CC M2	5,906
ENDMILL- 16XMT2X32X124X4F TANG END NCC M2	2,350	ROUGHING ENDMILL 16 MM X4F LONGPLSHK M42	7,230
ENDMILL- 7/8X3/4X1.5/8X3.5/8X4F P/SNCC M2, 4 FLUTE	2,396	ENDMILL 1"X1"X4"X6.1/2X3F WFSHK BALL NOSE M2	7,835
ENDMILL-16X16X80X200X4F LS NCC M2	2,435	ENDMILL 25X25X75X130X5F S/S CC M42 TIN	8,180
ENDMILL 20 MM X6F BALL NOSE STDPLSHK CC M2	2,644	ROUGHING ENDMILL CC COARSE 20X20X75X135X4F M42	8,193
ENDMILL- 20X16X38X104X6F WF M42	2,708	ENDMILL 1"X1"X4"X6.1/2X3F WFSHK B/N M42	12,533
ENDMILL- 18XMT2X32X124X4F TANG END NCC M2	2,861	ENDMILL 50 MM X4F BALL NOSE STDPLSHK CC M2	15,710
ENDMILL-20X20X70X210X4F LS NCC M2	3,024	ROUGHING ENDMILL 25X25X75X130X5F S/S CC M42 COARSE TIN	15,957
ENDMILL- 20XMT2X38X130X4F TANG END NCC M2	3,170	SHELL ENDMILL 80X27X45 HSS M2	17,623


[BACK TO CONTENT PAGE](#)

* Please contact our team for prices

HSS REAMERS

INTRODUCTION

HSS Reamers are end cutting tool with right handed spiral flutes used to finish predrilled holes in ferrous and non-ferrous material. It helps to get better accuracy in pre-drilled hole.



- Supplied in H7 tolerance
- Bevel lead 45°
- Helix angle 7° Left hand helix/Right hand cut
- IS : 5444/5445/5446/5447-1978

FEATURES & BENEFITS

- ▶ Superior performance in a wide variety of materials
- ▶ Consistent quality & Longer tool life
- ▶ Superior surface finish
- ▶ Variants available HSS Hand Reamers, HSS Machine Reamers, HSS Chucking reamers, Taper PIN Reamers, Bridge reamers

[BACK TO CONTENT PAGE](#)

HSS REAMERS WITH H7 TOLERANCE
BS 328, IS 5444, IS 5445

SIZE		PRICE (RS)/NO		
DIAMETER		HSS HAND REAMER	HSS M42 HAND REAMER	TAPER SHK M/C REAMER
MM	INCH			
3.00		1,436	1,796	*
	1/8	1,435	*	*
3.50		*	1,796	*
3.80		*	1,796	*
4.00	-	1,435	1,796	1,435
4.20		1,435	*	*
4.70		*	1,796	*
	3/16	1,435	*	1,435
4.50	-	1,435	*	1,435
4.80		1,435	*	*
4.90		*	2,079	*
5.00	-	1,435	1,796	1,435
5.50		1,436	1,796	1,436
	7/32	1,435	*	1,435
5.70		*	1,796	*
5.80		*	1,796	*
5.90		*	2,092	*
6.00	-	1,671	2,092	1,671
6.10		1,673	2,092	*
6.30		1,671	*	*
	1/4	1,671	*	1,671
6.50		1,673	*	1,673
7.00	-	1,671	*	1,671
	9/32	1,903	*	*
7.50		1,903	*	1,903
	5/16	1,903	*	1,903
7.80		*	2,384	*
8.00	-	1,903	2,384	1,903
8.10		*	*	1,922
8.50		1,999	2,503	1,999
	11/32	1,999	*	1,999
9.00	-	1,999	2,503	1,999
9.50		2,172	*	2,172
	3/8	2,172	*	2,172
9.80		*	2,722	*
9.90		*	2,722	*
10.00	-	2,408	3,016	2,408

SIZE		PRICE (RS)/NO		
DIAMETER		HSS HAND REAMER	HSS M42 HAND REAMER	TAPER SHK M/C REAMER
MM	INCH			
10.10		*	*	2,408
	13/32	2,408	*	2,408
10.40		2,594	*	*
10.50		2,698	*	2,698
10.58		2,833	*	*
10.60		*	*	2,725
11.00	-	2,698	3,378	2,698
	7/16	2,698	*	2,698
11.50		2,812	*	2,812
	15/32	2,343	*	2,812
12.00	-	2,812	*	2,812
12.06		*	*	2,812
12.08		*	*	2,704
12.50		2,907	*	2,907
	1/2	2,907	*	2,907
13.00	-	3,545	*	3,545
	17/32	*	*	*
13.50		3,545	*	3,545
14.00	-	3,545	*	3,545
	9/16	3,545	*	3,545
14.50		3,564	*	3,564
15.00	-	3,566	*	3,566
	19/32	3,566	*	*
15.50		3,564	*	3,566
	5/8	3,566	*	3,566
16.00	-	3,566	*	3,566
16.10		4,118	*	*
16.40		*	*	4,234
16.50		4,118	*	4,118
16.80		*	*	3,960
16.85		*	*	3,960
16.90		*	*	3,960
17.00	-	4,118	*	4,118
	11/16	4,118	*	4,118
17.50		4,406	*	4,406
18.00	-	4,406	*	4,406
	23/32	4,676	*	*

[BACK TO CONTENT PAGE](#)

* Please contact our team for prices

HSS REAMERS WITH H7 TOLERANCE BS 328, IS 5444, IS 5445

SIZE		PRICE (RS)/NO		
DIAMETER		HSS HAND REAMER	HSS M42 HAND REAMER	TAPER SHK M/C REAMER
MM	INCH			
18.30		*	*	4,807
18.50		4,676	*	4,674
19.00	-	4,676	*	4,676
	3/4	4,676	*	4,676
19.50		5,227	*	5,227
19.85		*	*	5,373
20.00	-	5,227	*	5,227
	13/16	5,329	*	*
20.50		5,329	*	*
20.70		*	*	5,674
21.00	-	5,901	*	5,901
21.50		*	*	5,674
22.00	-	5,901	*	5,901
22.02		*	*	5,674
22.10		*	*	5,674
	7/8	5,901	*	5,901
22.50		*	*	6,642
22.60		*	*	6,638
23.00	-	6,904	*	6,904
23.50		*	*	7,350
	15/16	7,644	*	*
24.00	-	7,644	*	7,644
24.10		*	*	7,350
24.50		7,371	*	7,371
24.70		*	*	7,372
25.00	-	7,666	*	7,666
	1	7,810	*	7,510
25.50		9,465	*	*
26.00	-	9,465	*	9,465
26.70		*	*	10,423
	1.1/16	10,423	*	*
27.00	-	10,840	*	10,840
28.00	-	10,840	*	10,840
	1.1/8	10,423	*	*
29.00	-	11,051	*	11,493
30.00	-	12,398	*	12,398
	1.3/16	11,921	*	*
30.70		*	*	13,162
31.00	-	13,688	*	13,162

SIZE		PRICE (RS)/NO		
DIAMETER		HSS HAND REAMER	HSS M42 HAND REAMER	TAPER SHK M/C REAMER
MM	INCH			
	1.1/4	13,162	*	13,162
31.50		*	*	13,688
32.00	-	13,688	*	13,688
33.00	-	15,554	*	14,956
	1.5/16	14,956	*	*
34.00	-	17,460	*	*
	1.3/8	18,366	*	*
34.70		*	*	19,101
35.00	-	18,366	*	19,101
35.70		*	*	19,101
36.00	-	18,366	*	19,101
	1.7/16	18,519	*	*
37.00	-	20,172	*	20,978
37.80		*	*	20,173
38.00	-	20,172	*	20,979
	1.1/2	20,172	*	20,172
39.00	-	22,304	*	*
39.50		*	*	24,353
	1.9/16	24,353	*	*
40.00	-	24,353	*	25,327
40.15		*	*	24,353
40.20		*	*	38,984
41.00	-	24,588	*	*
	1.5/8	24,588	*	*
42.00	-	28,958	*	*
	1.11/16	28,958	*	*
43.00	-	28,958	*	*
44.00	-	28,958	*	*
	1.3/4	28,958	*	*
45.00	-	33,927	*	33,927
46.00	-	33,927	*	*
47.00	-	36,646	*	*
	1.7/8	39,358	*	*
48.00	-	39,358	*	*
49.00	-	39,358	*	*
	1.15/16	39,358	*	*
50.00	-	39,358	*	40,932
	2	39,358	*	*

[BACK TO CONTENT PAGE](#)

* Please contact our team for prices

HSS TAPER PIN HAND REAMERS (TAPER 1 IN 50) IS 5881

DIAMETER (MM)	PRICE (RS)/NO	DIAMETER (MM)	PRICE (RS)/NO
5	1,435	30	*
6	1,671	32	13,162
8	1,903	34	16,788
10	2,408	36	18,366
12	2,704	38	20,172
14	*	40	24,353
16	3,566	42	28,958
20	5,227	44	28,958
24	7,350	46	33,927
25	7,666	48	39,358
26	*	50	39,358
28	10,423		


CUSTOMISED REAMERS

PRODUCT DESCRIPTION	PRICE (RS)/NO	PRODUCT DESCRIPTION	PRICE (RS)/NO
Taper Shank HSS Chucking Reamer 5.00 mm	1,435	TAPER SHK M/C REAMER 14.0 MM HSS M42	4,607
Parallel Shank HSS Chucking Reamer 4.00 mm	1,436	TAPER SHK M/C REAMER 16.0 MM HSS M42	4,646
Parallel Shank HSS Chucking Reamer 6.00 mm	1,673	Taper Shank HSS-E Chucking Reamer TiAIN 11.00 mm	4,757
Taper Shank HSS Chucking Reamer 8.00 mm	1,903	Parallel Shank HSS-E (M35) Chucking Reamer 10.20 mm	5,262
Parallel Shank Hand Reamer 6.35X6.35X50X100X6F(H7) M35	2,172	BS (DIN 9) Taper Pin Hand Reamer- 1/2" HSS M2 FORM A	5,074
Parallel shank Hand Reamer 13/32" x 8 Flute	2,315	IS 5881 HSS Taper Pin Hand Reamers Form B 8 flutes	5,626
Taper Shank HSS Chucking Reamer 10.00 mm	2,408	IS 5445 HSS TS Long Fluted Machine Reamers, (non-standard lengths) 10.05 mm	5,461
Parallel Shank HSS Chucking Reamer 10.00 mm	2,408	IS 5881 (DIN 9) Taper Pin Hand Reamer- HSS M2 FORM A - 14 mm	6,089
Taper Shank HSS Chucking Reamer 12.00 mm	2,812	Taper Shank HSS Bridge Reamer 17.50 mm	7,239
HSS Machine Reamer 11.9x11.94 mm DWG R 047	2,812	Taper Shank Machine reamer 1" x 10 Flutes	7,810
HSS Machine Reamer 11.7x11.8 mm DWG R 048	2,812	Taper Shank HSS Bridge Reamer 22.00 mm	8,000
Parallel Shank HSS-E (M35) Chucking Reamer 6.30 mm	3,096	Taper Shank HSS Bridge Reamer 21.50 mm	8,960
TAPER SHK M/C REAMER 10.0 MM HSS M42	3,005	Taper Shank HSS Bridge Reamer 23.50 mm	10,027
BS (DIN 9) Taper Pin Hand Reamer- 5/16" HSS M2 FORM A	3,377	Taper Shank HSS Bridge Reamer 25.50 mm	10,611
Parallel Shank HSS Chucking Reamer 14.00 mm	3,546	Taper Shank Machine Reamer - 28.2 MM HSS M2 CORE DIA VARIATION	10,840
Parallel Shank HSS Chucking Reamer 14.00 mm	3,546	Taper Shank Machine Reamer - 25.2XMT3X175X302X10F HSS M2	11,497
Parallel Shank HSS-E (M35) Chucking Reamer 8.20 mm	3,952	IS 5445 HSS Long Fluted Machine Reamers with Taper Shank, (non-standard lengths) Size : 10 mm	5,679
Taper Shank HSS Bridge Reamer 13.50 mm	4,254	IS 5881 (DIN 9) Taper Pin Hand Reamer- HSS M2 FORM A - 30 mm	15,052
Taper Shank HSS Bridge Reamer 13.5XMT2X115X209X5F ST. FLUTE M2	4,254		

HSS CORE DRILLS

INTRODUCTION

HSS TS Core drills are designed to enlarge previously drilled, cored or punch holes to improve accuracy of holes. Three and four flute core drills have better hole size than two flute drills and produce a very good surface finish.



- Supplied in H7 tolerance
- Bevel lead 45°
- Helix angle 7° Left hand helix/Right hand cut
- IS 5366-1978, ISO 7079-1981, DIN 343-1981, BS 328-1959

FEATURES & BENEFITS

- ▶ Specially designed flutes for longer life and heat resistance in general application
- ▶ Smooth Flutes help faster evacuation of chips and thus better accuracy.

[BACK TO CONTENT PAGE](#)

**HIGH SPEED STEEL
TAPER SHANK CORE DRILLS**
IS 5366 - 1978, ISO 7079 - 1981, DIN 343 - 1981, BS 328 - 1959

DIA		PRICE (RS)/NO	
MM	INCH	M2	M35
14.00		*	*
14.29	9/16	*	*
14.50		3,119	4,258
15.00		*	*
15.08	19/32	*	*
15.87	5/8	*	*
16.00		*	*
16.50		3,375	4,587
16.65		3,359	*
16.67	21/32	*	*
17.00		3,375	*
17.46	11/16	*	*
18.00		*	*
18.26	23/32	*	*
18.50		4,478	6,094
18.65		4,478	*
19.00		4,478	*
19.05	3/4	*	*
19.20		4,800	*
19.25		4,800	*
19.84	25/32	*	*
20.00		5,175	*
20.50		4,800	*
20.64	13/64	*	*
20.65		4,800	*
21.00		*	*
21.43	27/32	*	*
22.00		4,976	*
22.22	7/8	*	*
22.50		5,710	7,470
22.65		5,694	*
23.00		5,710	*
23.02	29/32	*	*
23.81	15/16	*	*
24.00		*	*
	31/32	6,515	
25.00		*	*
25.40	1	7,570	*
26.00		*	*
26.19	1.1/32	*	*
26.99	1.1/16	*	*
27.00		9,017	*
27.78	1.3/32	*	*
28.00		9,913	*
28.50		9,917	*

DIA		PRICE (RS)/NO	
MM	INCH	M2	M35
28.57	1.1/8	*	*
28.60		10,369	*
28.65		10,369	*
29.00	1.5/32	10,368	*
29.37		*	*
30.00	1.3/16	11,222	*
30.16	1.7/32	*	*
30.96		*	*
31.00		*	*
31.75	1.1/4	*	*
32.00		*	*
32.54	1.9/32	*	*
33.00		*	*
33.34	1.5/16	*	*
34.00		*	*
34.13	1.11/32	*	*
34.92	1.3/8	*	*
35.00		17,714	*
35.72	1.13/32	*	*
36.00		18,719	*
36.50		19,748	*
36.51	1.7/16	*	*
36.65		19,748	*
37.00		*	*
37.31	1.15/32	*	*
38.00		21,724	*
38.10	1.1/2	*	*
38.50		23,823	*
39.00		23,823	*
39.69	1.9/16	*	*
40.00		*	*
41.00		*	*
41.27	1.5/8	*	*
42.00		27,038	*
42.07	1.21/32	*	*
42.86	1.11/16	*	*
43.00		*	*
44.00		*	*
44.45	1.3/4	*	*
45.00		*	*
45.24	1.25/32	*	*
45.50		31,668	*
46.00		31,668	*
46.04	1.13/16	*	*
47.00		*	*

[BACK TO CONTENT PAGE](#)

* Please contact our team for prices

**HIGH SPEED STEEL
TAPER SHANK CORE DRILLS**
IS 5366 - 1978, ISO 7079 - 1981, DIN 343 - 1981, BS 328 - 1959

DIA		PRICE (RS)/NO	
MM	INCH	M2	M35
47.62	1.7/8	*	*
48.00		*	*
49.00		*	*
49.21	1.15/16	*	*
50.00		*	*
50.80	2	*	*
51.00		*	*
52.00		*	*
52.39		*	*
53.00		*	*
53.97	2.1/8	*	*
54.00		*	*
55.00		*	*
55.56	2.3/16	*	*
56.00		*	*
57.00		*	*
57.15	2.1/4	*	*
58.00		*	*
58.74	2.5/16	*	*
59.00		*	*
60.00		*	*
60.32	2.3/8	*	*
61.00		*	*
61.91	2.7/16	*	*

DIA		PRICE (RS)/NO	
MM	INCH	M2	M35
62.00		*	*
63.00		*	*
63.50	2.1/2	*	*
64.00		*	*
65.00		*	*
65.09	2.9/16	*	*
66.00		*	*
66.67	2.5/8	*	*
67.00		*	*
68.00		*	*
68.26	2.11/16	*	*
69.00		*	*
69.85	2.3/4	*	*
70.00		*	*
71.00		*	*
71.44	2.13/16	*	*
72.00		*	*
73.00		*	*
73.02	2.7/8	*	*
74.00		*	*
74.61	2.15/16	*	*
75.00		*	*
76.00		*	*
76.20		*	*

CUSTOMISED TAPERSHANK CORE DRILLS

PRODUCT DESCRIPTION	PRICE (RS)/NO
TSCD 18.53XMT2X135X233X4F HSS M2	4,521
TSCD 19.45XMT2X250X348X4F HSS M2	9,448
TSCD 20.53XMT2X145X243X4F HSS M2	5,111
TSCD 22.53XMT2X150X248X4F HSS M2	5,733
TSCD 31/32"XMT3X160X281X4F HSS M35	10,505
TSCD 28.53XMT3X170X291X4F HSS M2	8,987
TSCD 25.67XMT3X250X371X4F HSS M2	15,097
TSCD 25.70XMT3X250X371X4F HSS M2	15,097

PRODUCT DESCRIPTION	PRICE (RS)/NO
TSCD 32.06XMT4X250X399X4F HSS M2	25,173
TSCD 36XMT4X195X344X4F HSS M2 WITHOUT BT	18,719
TSCD 36.53XMT4X195X344X4F HSS M2	15,408
TSCD 38XMT4X200X349X4F HSS M2 WITHOUT BT	21,723
TSCD 38.46XMT4X250X399X4F HSS M2	38,897
TSCD 38.5XMT4X200X349X4F M2 WITHOUT BT	23,823
TSCD 51.90XMT5X225X412X4F HSS M2	48,841
TSCD 64.50XMT5X245X432X4F HSS M2	88,851

* Please contact our team for prices

[BACK TO CONTENT PAGE](#)

* Please contact our team for prices

HSS & TCT- ANNULAR CUTTERS

INTRODUCTION

Annular cutter unlike drills use process of peripheral cutting reduces torque and thrust and meant for single pass cutting. This can be used on Fixed stable or non-fixed machine like portable magnetic drill. This cutters are meant for through hole cutting. ideal tool for Fabrication, Ship building, Bridge building, railroad etc.



SIZE RANGE

- Size : 12.0 mm to 102.0 mm
- Length : 35 mm, 50 mm, 75mm and 100 mm
- Special size / shank on request
- Coating on request

FEATURES & BENEFITS

Reduced Torque and thrust	:	Due to peripheral cutting
Minimizes kerf area	:	Unique center free design
Reducing HP and feed pressure	:	Alternating tooth geometry
Faster feed, less friction	:	Evenly distributes chip load to multiple cutting edges
Longer tool life	:	Special Heat treatment / surface treatment
Single pass-cutting	:	No pre drilling required
High accuracy	:	Less Drifting - Precise Center locating
Smooth hole finish	:	Evenly distributes chip load to multiple cutting edges

[BACK TO CONTENT PAGE](#)

HSS ANNULAR CUTTER

SIZE	HSS M2		HSS M42	SIZE	HSS M2		HSS M42
DIA. MM	LENGTH 35 MM	LENGTH 50 MM	LENGTH 50MM	DIA. MM	LENGTH 35 MM	LENGTH 50 MM	LENGTH 50MM
12	2,183	2,807	*	41	*	6,574	*
13	*	2,807	*	42	*	7,107	*
14	2,183	2,807	4,016	43	*	*	*
15	*	2,807	*	44	*	7,807	*
16	2,219	2,895	3,624	45	*	7,807	10,149
17	*	2,895	*	46	*	8,389	*
17.50	*	*	*	47	*	*	*
18	2,314	2,895	3,765	48	*	*	*
18.50	*	*	*	49	*	*	*
19	2,314	2,895	*	50	*	10,001	*
20	2,433	3,013	*	51	*	*	*
21	2,433	3,013	*	52	*	*	*
21.50	*	*	*	53	*	*	*
22	2,895	3,429	*	54	*	*	*
22.50	*	*	*	55	*	*	*
23	2,895	3,429	*	56	*	*	*
23.50	*	*	*	57	*	*	*
24	3,002	3,631	*	58	*	*	*
25	*	3,631	*	59	*	*	*
25.50	*	*	*	60	*	*	*
26	3,180	3,833	4,982	61	*	*	*
26.50	*	*	*	62	*	*	*
27	*	3,833	*	63	*	*	*
28	3,429	4,176	*	64	*	*	*
29	*	4,176	*	65	*	*	*
30	3,595	4,386	*	66	*	*	*
31	*	4,386	*	67	*	*	*
31.50	*	*	*	68	*	*	*
32	3,761	4,686	*	70	*	*	*
33	*	4,686	*	72	*	*	*
34	*	4,997	*	75	*	*	*
34.5	*	*	*	80	*	*	*
35	*	4,997	*	84	*	*	*
36	*	5,660	*	85	*	*	*
37	*	5,660	*	90	*	*	*
38	*	6,003	*	100	*	*	*
39	*	*	*	102	*	*	*
40	*	6,574	*				

[BACK TO CONTENT PAGE](#)

* Please contact our team for prices

TCT ANNULAR CUTTER

SIZE	LENGTH 35 MM	LENGTH 50MM	LENGTH 75MM	LENGTH 100MM	SIZE	LENGTH 35 MM	LENGTH 50MM	LENGTH 75MM	LENGTH 100MM
DIA. MM					DIA. MM				
12.00	3,599	4,558	*	*	41.00	5,217	7,169	*	*
13.00	*	4,558	*	*	42.00	6,546	8,755	12,789	15,710
14.00	3,599	4,558	*	9,843	43.00	6,546	8,755	*	*
15.00	3,599	4,558	*	*	44.00	6,546	8,755	*	*
16.00	3,599	4,558	8,203	9,843	45.00	6,546	8,755	*	15,710
17.00	3,599	4,558	*	*	46.00	7,225	9,448	*	*
17.50	*	4,558	8,203	*	47.00	*	9,448	*	*
18.00	3,599	4,558	8,203	9,843	48.00	7,225	9,448	*	17,595
18.50		4,558			49.00	*	9,448	*	*
19.00	3,599	4,558	*	*	50.00	7,225	9,909	15,219	17,595
20.00	3,599	4,558	8,203	9,843	51.00	*	9,909	*	*
21.00	3,816	4,702	*	*	52.00	*	10,614	15,219	22,345
21.50	*	4,702	8,203	11,062	53.00	*	11,063	*	*
22.00	3,816	4,702	8,203	11,062	54.00	*	11,279	15,219	*
22.50	*	4,702	*	*	55.00	*	11,554	15,219	22,345
23.00	3,816	4,702	*	*	56.00	*	12,057	17,045	24,579
23.50	*	4,702	8,203	11,062	57.00	*	12,433	*	*
24.00	3,816	4,702	9,553	11,062	58.00	*	12,808	17,045	24,579
25.00	3,816	4,702	*	*	59.00	*	12,808	*	*
25.50	*	5,309	9,553	*	60.00	*	13,168	17,045	24,579
26.00	3,914	5,309	9,553	12,877	61.00	*	13,168	*	*
26.50	*	5,309	*	*	62.00	*	14,601	18,749	26,546
27.00	3,914	5,309	*	*	63.00	*	14,601	*	*
28.00	3,914	5,309	9,553	12,877	64.00	*	14,601	18,749	*
29.00	3,914	5,309	*	*	65.00	*	14,858	*	26,546
30.00	3,914	5,309	9,554	12,877	66.00	*	15,303	*	*
31.00	3,914	5,309	*	*	67.00	*	15,762	20,624	27,987
31.50	*	5,309	*	*	68.00	*	16,045	*	*
32.00	4,646	6,303	11,346	15,710	70.00	*	16,045	20,624	27,987
33.00	4,646	6,303	11,346	*	72.00	*	16,136	22,893	*
34.00	4,646	6,303	11,346	*	75.00	*	16,136	22,893	30,225
34.50	*	6,303	*	*	80.00	*	19,088	30,448	30,225
35.00	4,646	6,303	*	*	84.00	*	21,950	*	*
36.00	5,217	6,303	12,789	15,710	85.00	*	21,950	30,448	33,248
37.00	5,217	7,169	*	*	90.00	*	25,243	*	*
38.00	5,217	7,169	*	*	100.00	*	30,862	38,668	40,231
39.00	5,217	7,169	12,789	*	102.00	*	*	*	51,041
40.00	5,217	7,169	12,789	15,710					

EJECTOR PIN

SIZE	PRICE (RS)/NO
6.34 X 73 MM	337
6.34 X 98 MM	454
7.98 X 105 MM	553


[BACK TO CONTENT PAGE](#)

* Please contact our team for prices

HSS TAPS

INTRODUCTION

Hand and machine taps are mainly used for internal thread formation in components. Our taps offer good value of tools to General production line, component manufacturing on conventional and CNC machines. Our taps designs provides smooth cutting actions and faster chip evacuation



- MIRANDA Ground Thread Taps will be supplied in M2, M35 and M42 Grade of HSS
- DC Range : 2.0 to 140 mm
- straight flute, spiral point, spiral flute, Nib, Nut, Helicoil
- IS 6175, Bs949

FEATURES & BENEFITS

- ▶ HSS substrate, with the right balance of toughness and hardness to provide tool flexibility which is the basis for safe and reliable tapping in on-the job applications, such as by hand or with the use of power tools.
- ▶ Bright finish, lowers the friction and improves the chip flow, which is especially beneficial when tapping soft ductile materials as it reduces sticking of material to the cutting edges.
- ▶ Available in all major thread forms like MC, MF, BSW, BSF, BSP, BSPT, UNC, UNF, NPT, BA, UN
- ▶ Hand & Machine available in Uncoated/TIN/TiAIN coated.

[BACK TO CONTENT PAGE](#)

HSS STARIGHT FLUTE TAPS (METRIC COARSE)

SIZE	STRAIGHT FLUTE								
	TAPER	SECOND	BOTTOM	S03	IS 6175-P3 S03	SERIAL S03	SECOND TIN COATED	BOTTOM TIN COATED	S03 TIN COATED
	PRICE(RS)/NO	PRICE(RS)/NO	PRICE(RS)/NO	PRICE(RS)/SET	PRICE(RS)/SET	PRICE(RS)/SET	PRICE(RS)/NO	PRICE(RS)/NO	PRICE(RS)/SET
M2.0 x 0.40	732	732	732	2,193					
M2.2 x 0.45	732	732	732	2,193					
M2.3 x 0.40									
M2.5 x 0.45	732	732	732	2,193					
M2.6 x 0.45	732	732	732	2,193					
M3.0 x 0.50	441	441	441	1,323	1,482	1,365	432	617	1,594
M3.5 x 0.60	441	441	441	1,323			497		
M4.0 x 0.70	441	441	441	1,323	1,323	1,384	563	530	1,594
M4.5 x 0.75	471	471	471	1,411					
M5.0 x 0.80	471	471	471	1,411	1,412	1,482	563	563	1,691
M6.0 x 1.00	471	471	471	1,411	1,575	1,482	503	563	1,691
M7.0 x 1.00	567	567	567	1,698					
M8.0 x 1.25	567	567	567	1,698	1,700	1,780	506	696	2,085
M9.0 x 1.25	682	682	830	2,046					
M10 x 1.50	682	682	682	2,046	2,173	2,145	955	949	2,646
M11 x 1.50	1,259	1,259	1,259		3,777				
M12 x 1.75	1,070	1,070	1,070		3,211	3,373			4,001
M14 x 2.00	1,561	1,561	1,561		4,684	4,911			5,644
M16 x 2.00	1,561	1,561	1,561		4,684	4,911			5,644
M17 x 2.50	2,362								
M18 x 2.50	2,362	2,362	2,362		7,085	7,438			9,920
M19 x 2.50	3,017	3,017							
M20 x 2.50	3,017	3,017	3,017		9,051	9,500			10,442
M21 x 2.50	3,231								
M22 x 2.50	3,231	3,231	3,231		9,693	10,176			13,571
M23 x 3.00	3,271	3,271							
M24 x 3.00	3,598	3,598	3,598		10,793	11,338			14,277
M25 x 3.00					13,187				
M26 x 3.00	5,456				16,368				
M27 x 3.00	5,457	5,457	5,457		16,371				22,919
M28.5 x 3.00	5,548	5,548							
M30 x 3.50	6,103	6,103	6,103		18,308	19,215			25,632

HSS Ground Thread Hand Taps- Coarse Pitch

IS 6175- Part 1, 2 & 3- 1992

[BACK TO CONTENT PAGE](#)

* Please contact our team for prices

HSS STARIGHT FLUTE TAPS (METRIC COARSE)

SIZE	STRAIGHT FLUTE								
	TAPER	SECOND	BOTTOM	S03	IS 6175-P3 S03	SERIAL S03	SECOND TIN COATED	BOTTOM TIN COATED	S03 TIN COATED
	PRICE(RS)/NO	PRICE(RS)/NO	PRICE(RS)/NO	PRICE(RS)/SET	PRICE(RS)/SET	PRICE(RS)/SET	PRICE(RS)/NO	PRICE(RS)/NO	PRICE(RS)/SET
M33 x 3.50	7,438	7,438	7,438		22,313				
M34 x 3.50					22,310				
M36 x 4.00	10,352	10,352	10,352		31,055				
M39 x 4.00			12,164		36,493				
M42 x 4.50	14,171	14,171	14,171		42,512	44,638			
M45 x 4.50			19,085		57,255				
M48 x 5.00	20,354	20,354	20,354		61,061	64,115			
M52 x 5.00					76,651				
M56 x 5.50	36,361	36,361	36,361		109,083				
M60 x 5.50	38,324		38,324		114,973				
M64 x 6.00					120,932				
M68 x 6.00					150,858				
M72 x 6.00									
M76 x 6.00									
M80 x 6.00									
M85 x 6.00									
M90 x 6.00									
M95 x 6.00									
M100 x 6.00									

HSS TAPS (RETAPPING & 6G) METRIC COARSE

SIZE	RETAPPING TAPER	SECOND BT	RETAPPING SECOND BT	SECOND 4H	SECOND 4H BT	SECOND 6G	SECOND BT 6G	BOTTOM 6G
	PRICE	PRICE	PRICE	PRICE	PRICE	PRICE	PRICE	PRICE
M3.0 x 0.50			441				485	454
M3.5 x 0.60								
M4.0 x 0.70	440	392			441		492.00	454.00
M4.5 x 0.75								
M5.0 x 0.80	471	420		471	471		523	484
M6.0 x 1.00	471		471	471			523	484
M7.0 x 1.00								
M8.0 x 1.25	567	506		567		567	567	567
M9.0 x 1.25								
M10 x 1.50	682	610			682	682	682	683

HSS Ground Thread Hand Taps- Coarse Pitch

IS 6175- Part 1, 2 & 3- 1992

[BACK TO CONTENT PAGE](#)

* Please contact our team for prices

HSS TAPS SPPT, SPIRAL FLUTE (METRIC COARSE)

SIZE	SPIRAL POINT	SPIRAL POINT TIN	SPIRAL POINT 6G	SPIRAL POINT 6G TIN	SPIRAL POINT RETAPPING	SPIRAL POINT RETAPPING TIN	SPIRAL FLUTE	SPIRAL FLUTE TIN	SPIRAL FLUTE 6G	SPIRAL FLUTE TIN 6G
	PRICE(RS)/NO	PRICE(RS)/NO	PRICE(RS)/NO	PRICE(RS)/NO	PRICE(RS)/NO	PRICE(RS)/NO	PRICE(RS)/NO	PRICE(RS)/NO	PRICE(RS)/NO	PRICE(RS)/NO
M3.0 x 0.50	554	643	552	617	552	763	603	696		
M3.5 x 0.60	554									
M4.0 x 0.70	554	643	552	643	554	648	603	690	661	
M4.5 x 0.75										
M5.0 x 0.80	583	677	583	677	583	675	631	724		
M6.0 x 1.00	583	677	583	677	583	677	643	736		779
M7.0 x 1.00										
M8.0 x 1.25	675	799	675	805	675	843	713	840	713	
M9.0 x 1.25										
M10 x 1.50	843	1,045	844	955	844	1,180	895	1,295		1,070
M8.0 x 1.25	768						879			
M10 x 1.50	891						1,000	1,294		
M11 x 1.50										
M12 x 1.75	1,291	1,557					1,424	1,686		
M14 x 2.00	1,891	2,152					2,162			
M16 x 2.00	1,891	2,208					2,162	2,508		
M17 x 2.50										
M18 x 2.50	2,834	1.03					3,147			
M19 x 2.50										
M20 x 2.50	2,296	4,120					4,197	5,878		
M21 x 2.50										
M22 x 2.50	3,874						4,351	1,560		
M23 x 3.00										
M24 x 3.00	4,325	6,054					4,727	6,617		
M25 x 3.00										
M26 x 3.00										
M27 x 3.00	6,547	7,640					7,054	7,680		
M28.5 x 3.00										
M30 x 3.50	7,328	7,896					7,885			
M33 x 3.50										
M34 x 3.50										
M36 x 4.00										
M39 x 4.00										
M42 x 4.50										
M45 x 4.50										
M48 x 5.00							25,443			

HSS Ground Thread Hand Taps- Coarse Pitch

IS 6175- Part 1, 2 & 3- 1992

[BACK TO CONTENT PAGE](#)

* Please contact our team for prices

M35 AND M42 HSS TAPS (METRIC COARSE)

SIZE	M35 TAPER	M35 PLUG	M35 BOTTOM	M35 S03	M35 S03 TIN	M42 BOTTOM	M42 S03	SPPT M35	SPPT M35 TIN	SPIRAL M35	SPIRAL M35 TIN
	PRICE(RS)/NO	PRICE(RS)/NO	PRICE(RS)/NO	PRICE(RS)/SET	PRICE(RS)/SET	PRICE(RS)/NO	PRICE(RS)/SET	PRICE(RS)/NO	PRICE(RS)/NO	PRICE(RS)/NO	PRICE(RS)/NO
M3.0 x 0.50	593	593	593	1,780	2,049	682	2,044	744			
M4.0 x 0.70	594	590	590	1,780	2,052	683	2,044		833		
M5.0 x 0.80	634	634	634	1,904	2,186	728	2,186	785	879		
M6.0 x 1.00	634	634	634	1,904	2,186	728	2,185		879	868	960
M8.0 x 1.25	761	761	761	2,290	2,674	876	2,630	907	1,037		1,094
M10 x 1.50	924	924	924	2,765	3,180	1,055	3,170		1,338	1,209	1,407
M12 x 1.75	*	1,445	*	4,338						1,920	
M14 x 2.00	*	*	*	6,323							3,248
M16 x 2.00	*	*	*	6,320			7,259			2,919	3,248
M18 x 2.50	*	*	*	9,477							
M20 x 2.50	*	*	*	12,215			14,023				6,130
M22 x 2.50	*	4,362	*	13,086							
M24 x 3.00	*	*	*	14,570			16,733				
M27 x 3.00	*	*	*	22,095							
M30 x 3.50	*	*	8,239	24,717							

HSS LONG SHANK MACHINE TAPS

SIZE	STRAIGHT FLUTE				TYPE B	SPIRAL FLUTE	M35 BOTTOMING 6G
	TAPER	SECOND	BOTTOM	BOTTOM TIN			
	PRICE(RS)/NO	PRICE(RS)/NO	PRICE(RS)/NO	PRICE(RS)/NO			
M3.0 x 0.50	969		969		1,144		
M3.5 x 0.60							
M4.0 x 0.70	969		969		1,144		
M4.5 x 0.75							
M5.0 x 0.80	696		696	708	848		938
M6.0 x 1.00	744		744	786	905	934	1,003
M7.0 x 1.00			722				
M8.0 x 1.25	809		809	938	988	1,017	1,094
M9.0 x 1.25							
M10 x 1.50	1,036		1,036	1,236	1,240	1,268	1,400
M12 x 1.75	1,471		1,471	1,498	1,741	2,096	1,988
M14 x 2.00	2,136		2,136	2,465	2,531	2,780	
M16 x 2.00	2,136		2,136	2,456	2,531	2,780	
M18 x 2.50			3,136		3,698		
M20 x 2.50	3,864		3,864	4,448	4,545	4,749	
M22 x 2.50			4,319			4,749	
M24 x 3.00			4,683				
M25 x 3.00							
M27 x 3.00			6,744				
M30 x 3.50			7,754				
M33 x 3.50			9,102				

[BACK TO CONTENT PAGE](#)

* Please contact our team for prices

LEFT HAND TAPS (METRIC COARSE)

SIZE	STRAIGHT FLUTE			
	SECOND	S03	M42 4H S03	M42 4H SERIAL S03
	PRICE(RS)/NO	PRICE(RS)/SET	PRICE(RS)/SET	PRICE(RS)/SET
M3.0 x 0.50		1,651		
M3.5 x 0.60				2,580
M4.0 x 0.70		1,651		2,580
M4.5 x 0.75				
M5.0 x 0.80		1,762	3,008	2,757
M6.0 x 1.00	589	1,762		2,294
M8.0 x 1.25		2,119	3,617	
M10 x 1.50		2,560		
M12 x 1.75	1,338	4,015		
M14 x 2.00		1,953		
M16 x 2.00		5,856		
M18 x 2.50		8,854		
M20 x 2.50		11,312		
M22 x 2.50		12,117		
M24 x 3.00	4,500	13,494		
M25 x 3.00				
M27 x 3.00	6,818	20,464		
M30 x 3.50		22,885		

HSS STRAIGHT FLUTE TAPS (METRIC FINE)

SIZE	STRAIGHT FLUTE							
	TAPER	SECOND	BOTTOM	S02	S03	M35 S02	M42 S02	SPIRAL FLUTE
	PRICE(RS)/NO	PRICE(RS)/NO	PRICE(RS)/NO	PRICE(RS)/SET	PRICE(RS)/SET	PRICE(RS)/SET	PRICE(RS)/SET	PRICE(RS)/NO
M3.0 x 0.25	*	*	634	*	*	*	*	
M3.5 x 0.35	*	*	*	*	*	*	*	
M4.0 x 0.50	657	657	657	1,314	1,973			
M4.5 x 0.50	*	*	612	*	*	*	*	
M5.0 x 0.50	657	657	657	1,314	1,931	1,740		
M5.5 x 0.50	*	*	*	*	1,931	*		
M6.0 x 0.50	*	*	*	1,407	*	*		
M6.0 x 0.75	657	657	657	1,314	1,931	1,740		
M7.0 x 0.75	741	741	741	1,481	2,222	*		
M8.0 x 0.75	741	741	741	1,481	2,222	2,000		
M8.0 x 1.00	671	671	671	1,341	2,222	1,813		
M9.0 x 1.00	830	830	830	1,660	2,491	*		
M10 x 0.50	*	*	*	1,888	*	*		
M10 x 0.75	754	754	754	1,509	2,262	*		
M10 x 1.00	754	754	754	1,508	2,265	2,039		1,030
M10 x 1.25	754	754	754	1,508	2,265	2,039		

[BACK TO CONTENT PAGE](#)

* Please contact our team for prices

HSS STARIGHT FLUTE TAPS (METRIC FINE)

SIZE	STRAIGHT FLUTE							
	TAPER	SECOND	BOTTOM	S02	S03	M35 S02	M42 S02	SPIRAL FLUTE
	PRICE(RS)/NO	PRICE(RS)/NO	PRICE(RS)/NO	PRICE(RS)/SET	PRICE(RS)/SET	PRICE(RS)/SET	PRICE(RS)/SET	PRICE(RS)/NO
M11 x 0.75	*	*	*		3,775	*		992
M11 x 1.00	*	*	*	2,518		*		
M12 x 0.75	*	*	*	2,518		*		
M12 x 1.00	1,259	1,259	1,259	2,517	3,776	3,400		
M12 x 1.25	1,259	1,259	1,259	2,517	3,775	3,401		
M12 x 1.50	1,259	1,259	1,259	2,517	3,372	3,395		1,608
M14 x 1.00	1,618	1,618	1,618	3,236	4,854	*		
M14 x 1.25	1,652	1,652	1,652	3,304	4,956	*		
M14 x 1.50	1,568	1,568	1,568	3,135	4,704	4,232		2,151
M15 x 0.75					5,327			
M15 x 1.00	*	*	*	*	4,843	*		
M16 x 0.75				3,230				
M16 x 1.00	1,615	1,615	1,615	3,230	4,845	4,361		
M16 x 1.25		1,613	1,613	3,228	4,837			
M16 x 1.50	1,569	1,569	1,569	3,137	4,707	4,235		
M17 x 1.00	*	*	2,948	*	8,843	*		
M18 x 0.75					9,727			
M18 x 1.00	*	2,949	2,949	5,898	*	7,963	9,142	
M18 x 1.25					9,727			
M18 x 1.50	2,690	2,690	2,690	5,381	*	*	8,341	
M18 x 2.00	2,949	2,949	2,949	5,898	8,843	*		
M19 x 1.00			3,403					
M20 x 1.00	*	3,403	3,403	6,806	*	9,189		
M20 x 1.50	3,403	3,403	3,403	6,806	10,209	9,189	10,551	4,483
M20 x 2.00	3,388	3,388	3,388	6,775	10,162	9,189		
M22 x 1.00	*	*	3,714	7,988	*	10,025		
M22 x 1.50	*	3,509	3,509	7,018	10,527	*		
M22 x 2.00	3,993	3,993	3,993	7,987	*	*		
M24 x 1.00	*	*	4,062	8,125	*	10,967		
M24 x 1.50	4,062	4,062	4,062	8,125	*	10,967	12,593	
M24 x 2.00	*	4,071	4,071	8,142	*	10,967	12,568	
M24 x 2.50				8,108				
M25 x 1.00	*	*	*	9,564	*	*		
M25 x 1.50	4,348	4,348	4,348	8,695	*	*	13,474	
M25 x 2.00	*	4,388	4,304	8,609	*	*		
M26 x 1.50	4,532	4,532	4,532	9,064	*	*		
M26 x 2.00	*	*	*	*	*	*		
M27 x 1.00	*	*	*	13,321	*	16,348		
M27 x 1.50	*	*	6,054	12,109	*	16,348		
M27 x 2.00	*	*	6,054	12,109	*	*		
M27 x 2.50				12,110				
M28 x 1.00	*	*	*	13,365	*	*		
M28 x 1.50	*	6,193	6,075	12,150	*	*		

[BACK TO CONTENT PAGE](#)

* Please contact our team for prices

HSS STARIGHT FLUTE TAPS (METRIC FINE)

SIZE	STRAIGHT FLUTE							
	TAPER	SECOND	BOTTOM	S02	S03	M35 S02	M42 S02	SPIRAL FLUTE
	PRICE(RS)/NO	PRICE(RS)/NO	PRICE(RS)/NO	PRICE(RS)/SET	PRICE(RS)/SET	PRICE(RS)/SET	PRICE(RS)/SET	PRICE(RS)/NO
M28 x 2.00	*	*	*	12,150	*	*	18,831	
M30 x 1.00	*	*	*	14,995	*	*		
M30 x 1.50	6,816	6,816	6,816	13,631	*	*		
M30 x 2.00	*	6,816	6,816	13,631	*	*	21,128	
M30 x 3.00	*	*	6,829	13,658	*	*		
M32 x 1.00				15,970				
M32 x 1.50	*	*	7,259	14,519	*	*		
M32 x 2.00	7,259	*	7,259	14,519	*	*		
M33 x 1.50	*	*	8,331	16,661	*	*		
M33 x 2.00	*	*	8,331	16,661	*	*		
M33 x 3.00	*	*	*	16,661	*	*		
M35 x 1.50	*	*	*	23,152	*	*		
M35 x 2.00				23,150				
M35 x 3.00	11,576	11,576		23,152				
M36 x 1.00				25,457				
M36 x 1.50	*	*	11,573	23,144	*	*	35,875	
M36 x 2.00	*	*	11,572	23,144	*	*		
M36 x 3.00	*	*	11,557	23,144	*	*		15,044
M38 x 1.00				31,726			44,706	
M38 x 1.50	*	*	*	28,843	*	*	44,706	
M38 x 2.00				28,842				
M39 x 1.50	*	*	14,420	28,840	*	*		
M39 x 2.00	*	*	*	28,840	*	*		
M39 x 3.00	*	*	14,420	28,840	*	*		
M40 x 1.00					48,082			
M40 x 1.50	*	*	16,028	30,312	*	*		
M40 x 2.00	*	*	*	32,055	*	*	49,687	
M42 x 1.50	*	*	16,028	32,056	*	*		
M42 x 2.00	*	*	*	32,055	*	*		
M42 x 3.00	16,028	*	*	32,056	*	*		
M42 x 4.00	*	*	14,170	*	*	*		
M44 x 1.00							68,877	
M45 x 1.50	*	*	*	44,436	*	*		
M45 x 2.00	*	*	*	44,436	*	*		
M45 x 3.00	*	*	*	44,436	*	*		
M48 x 1.50	*	*	*	43,171	*	*		
M48 x 2.00	*	*	*	43,171	*	*		
M48 x 3.00	*	*	21,586	43,171	*	*		
M48 x 4.00	*	*	*	43,171	*	*		
M50 x 1.50	*	*	*	51,043	*	*		
M50 x 2.00	*	*	*	51,043	*	*		
M50 x 3.00	*	*	*	51,043	*	*		
M51 x 3.00				57,530				

[BACK TO CONTENT PAGE](#)

* Please contact our team for prices

HSS STRAIGHT FLUTE TAPS (METRIC FINE)

SIZE	STRAIGHT FLUTE							
	TAPER	SECOND	BOTTOM	S02	S03	M35 S02	M42 S02	SPIRAL FLUTE
	PRICE(RS)/NO	PRICE(RS)/NO	PRICE(RS)/NO	PRICE(RS)/SET	PRICE(RS)/SET	PRICE(RS)/SET	PRICE(RS)/SET	PRICE(RS)/NO
M52 x 1.50	*	*	*	57,532	*	*		
M52 x 2.00	*	*	*	57,532	*	*	89,172	
M52 x 3.00	*	*	*	57,532	*	*		
M52 x 4.00	*	*	*	57,532	*	*		
M56 x 2.00	*	*	*	75,064	*	*	58,469	
M56 x 3.00	*	*	*	75,064	*	*		
M56 x 4.00	*	*	*	*	112,599	*		
M60 x 2.00							129,815	
M63 X 1.5				89,229				
M63 x 3.00				90,839				
M64 x 4.00	*	*	*	90,838	*	*		
M72 x 6.00	*	*	*	*	*	*		
M75 x 1.50	*	*	*	165,088	*	*		
M76 x 6.00	*	*	*	*	247,639	*		
M80 x 2.00	*	*	*	209,387	*	*	*	
M80 x 3.00	*	*	*	*	303,462	*	*	
M80 x 6.00	*	*	*	*	299,124	*	*	
M82 x 2.00	*	*	*	258,589	*	*	*	
M85 x 2.00	*	*	*	258,589	*	*	*	
M90 x 2.00	*	*	*	356,508	*	*	*	
M95 x 2.00	*	*	*	406,347	*	*	*	
M100 x 2.00	*	*	*	502,123	*	*	*	
M110 X 2.0				522,598				
M120 X 2.0				574,858				

LEFT HAND HSS STRAIGHT FLUTE TAPS (METRIC FINE)

SIZE	STRAIGHT FLUTE				
	TAPER	SECOND	BOTTOM	S02	M35 SPIRAL FLUTE TIN COATED
	PRICE(RS)/NO	PRICE(RS)/NO	PRICE(RS)/NO	PRICE(RS)/SET	PRICE(RS)/NO
M10 x 1.25				1,888	
M12 x 1.25			1,575		
M12 x 1.50					3,147
M14 x 1.50			1,959		
M16 x 1.50			1,962		3,376
M16 x 1.50			1,962	3,921	
M18 x 1.50			3,363		3,768
M20 x 1.50			4,255		
M24 x 1.50			5,078		

[BACK TO CONTENT PAGE](#)

* Please contact our team for prices

HSS MACHINE TAPS (METRIC FINE)

SIZE	STRAIGHT FLUTE			
	TAPER	SECOND	BOTTOM	SPIRAL POINT
	PRICE(RS)/NO	PRICE(RS)/NO	PRICE(RS)/NO	PRICE(RS)/NO
M8 x 1.00	*	*	894	*
M10 x 1.00	*	*	1,119	*
M10 x 1.25	*	*	1,119	*
M12 x 1.25	*	*	1,612	*
M12 x 1.50	*	*	1,612	*
M14 x 1.50	*	*	1,993	*
M16 x 1.50	*	*	1,993	*
M18 x 1.50	*	*	3,357	*
M20 x 1.50	*	*	4,381	*
M24 x 1.50	*	*	5,075	*
M24 x 1.50	*	*	5,076	*
M36 x 3.00	*	*	14,937	*

HSS TAPS- BSW

SIZE	TAPER	PLUG	BOTTOM	S03	SERIAL S03	SPIRAL POINT	SPIRAL FLUTE
	PRICE (RS)/NO	PRICE (RS)/NO	PRICE (RS)/NO	PRICE (RS)/NO	PRICE (RS)/NO	PRICE (RS)/NO	PRICE (RS)/NO
1/16 " x 40	*	*	*	1,374	*	*	*
1/8 " x 40	459	459	459	1,378	*	*	650
5/32 " x 32	459	459	459	1,374	*	*	*
3/16 " x 24	459	459	459	1,378	*	577	*
7/32 " x 24	*	*	*	1,391	*	*	*
1/4 " x 20	481	481	481	1,443	1,499	586	685
9/32 " x 26	*	*	*	1,619	*	*	*
5/16 " x 18	539	539	539	1,616	*	577	720
3/8 " x 16	657	657	657	1,971	2,074	809	884
7/16 " x 14	*	847	847	2,540	*	847	*
1/2 " x 12	1,076	1,076	1,076	3,229	3,384	1,076	1,420
9/16 " x 12	*	*	1,568	4,703	*	*	*
5/8 " x 11	1,568	1,568	1,568	4,703	4,855	1,891	2,185
11/16 " x 11	*	*	*	6,869	*	*	*
3/4 " x 10	2,380	2,380	2,380	7,141	7,497	*	*
13/16 " x 10	*	*	*	6,775	*	*	*
7/8 " x 9	3,290	3,290	3,290	9,869	*	*	*
15/16 " x 9	*	*	*	11,336	*	*	*
1 " x 8	4,123	4,123	4,123	12,369	12,986	*	*
1.1/8 " x 7	*	*	5,538	16,615	*	*	*
1.1/4 " x 7	*	*	6,677	20,032	*	*	*
1.3/8 " x 6	*	*	*	25,839	*	*	*
1.1/2 " x 6	*	*	10,352	31,055	32,606	*	*
1.5/8 " x 5	*	*	*	36,310	*	*	*
1.3/4 " x 5	*	*	*	42,484	*	*	*
1.7/8 " x 4.5	*	*	*	51,352	*	*	*
2 " x 4.5	*	*	*	66,964	*	*	*
2.1/4 " x 4	*	*	*	92,243	*	*	*
2.1/2 " x 4	39,082	*	*	117,252	*	*	*
2.3/4 " x 3.5	*	*	*	188,972	*	*	*
3 " x 3.5	*	*	*	198,366	*	*	*

[BACK TO CONTENT PAGE](#)

* Please contact our team for prices

HSS TAPS (BSF)

SIZE	S03	BOTTOM
	PRICE (RS)/NO	PRICE (RS)/NO
3/16 " x 32	1,378	459
7/32 " x 28	1,391	*
1/4 " x 26	1,443	478
9/32 " x 26	*	*
5/16 " x 22	1,616	540
3/8 " x 20	1,971	656
7/16 " x 18	2,540	847
1/2 " x 16	3,229	1,076
9/16 " x 16	4,703	*
5/8 " x 14	4,703	1,568
11/16 " x 14	6,865	*
3/4 " x 12	7,141	2,380
13/16 " x 12	*	*
7/8 " x 11	9,869	*
-	-	-
1 " x 10	12,369	4,123
1.1/8 " x 9	16,615	*
1.1/4 " x 9	20,032	*
1.3/8 " x 8	25,839	*
1.1/2 " x 8	31,055	10,350
1.5/8 " x 8	36,310	*
1.3/4 " x 7	42,484	*
-	-	-
2 " x 7	66,964	*
2.1/4 " x 6	92,243	*
2.1/2 " x 6	117,252	*
2.3/4 " x 6	188,972	*

HSS TAPS (BA)

SIZE	S03
	PRICE (RS)/NO
0 x 25.4	1,703
1 x 28.2	1,702
2 x 31.4	1,505
3 x 34.8	1,505
4 x 38.5	1,500
5 x 43	1,505
6 x 47.9	1,655
8 x 59.1	2,787
10 x 72.6	3,301

[BACK TO CONTENT PAGE](#)

* Please contact our team for prices

HSS TAPS (UNC)

SIZE	S03	TAPER	PLUG	BOTTOM	TIN COATED SPIRAL FLUTE
	PRICE (RS)/SET	PRICE (RS)/NO	PRICE (RS)/NO	PRICE (RS)/NO	PRICE (RS)/NO
No.2 x 56	2,274	*	*	758	*
No.4 x 40	1,548	*	*	516	*
No.5 x 40	1,547	*	*	516	
No.6 x 32	1,548	*	*	516	
No.8 x 32	1,548	*	*	516	
No.10 x 24	1,547	*	*	516	
No.12 x 24	1,908	*	637	637	
1/8"X40	1,374	*	*	*	
3/16"X24	1,374	459	*	459	
1/4 " x 20	1,431	477	477	477	820
5/16 " x 18	1,619	540	*	540	926
3/8 " x 16	1,971	657	657	657	1,151
7/16 " x 14	2,540	*	*	847	*
1/2 " x 13	3,229	1,076	1,076	1,076	1,748
9/16 " x 12	4,703	*	*	1,568	*
5/8 " x 11	4,703	1,568	1,568	1,568	2,505
11/16"X11	6,537	*	*	*	*
3/4 " x 10	7,141	*	*	2,380	*
7/8 " x 9	9,869	*	3,290	3,290	*
1 " x 8	12,369	4,123	4,123	4,123	
1.1/8 " x 7	16,615	*	5,538	5,538	
1.1/4 " x 7	20,026	*	6,673	6,675	
1.3/8 " x 6	25,839	*	*	8,613	
1.1/2 " x 6	31,055	*	*	10,352	
1.5/8 " x 6	36,311	*	*	*	
1.3/4 " x 5	42,484	*	*	*	
1.7/8"X5	51,352	*	*	*	
2 " x 4.5	66,964	*	*	22,321	
2.1/4 " x 4.5	92,243	*	*	*	
2.1/2 " x 4	117,252	*	*	39,082	
2.3/4 " x 4	188,972	*	*	*	
3 " x 4	198,366	*	*	*	

BS 949

HSS TAPS (UNF)

SIZE	S03	TAPER	PLUG	BOTTOM
	PRICE (RS)/SET	PRICE (RS)/NO	PRICE (RS)/NO	PRICE (RS)/NO
NO.0X80	3,229			
No.6 x 40	1,547	*	*	516
No.8 x 40	*	*	*	*
No.10 x 32	1,547	*	*	516
No.12 x 32	*	*	*	*
1/8"X44	1,374	*	*	*
3/16"X32	1,378	*	*	*
1/4 inch x 28	1,431	477	477	477
5/16 inch x 24	1,619	*	540	540
3/8 inch x 24	1,971	657	657	657
7/16 inch x 20	2,540	847	847	847
1/2 inch x 20	3,229	1,076	1,076	1,076
9/16 inch x 18	4,703	*	*	1,568
5/8 inch x 18	4,703	1,568	1,568	1,568
3/4 inch x 16	7,141	2,380	2,380	2,380
7/8 inch x 14	9,869	3,290	*	3,290
1 inch x 12	12,368	4,123	*	4,123
1.1/8 inch x 12	16,615	5,537	*	5,538
1.1/4 inch x 12	20,025	6,675	*	*
1.3/8 inch x 12	25,839	*	*	8,613
1.1/2 inch x 12	31,055	*	*	*
1.5/8 inch x 12	36,310	*	*	*

HSS PIPE TAPS

SIZE	HSS BSP(P) G			HSS BSPT RP		HSS BSPT RC		
	TAPER	BOTTOM	S02	BOTTOM	S02	TAPER	BOTTOM	S02
	PRICE(RS)/NO	PRICE(RS)/NO	PRICE (RS)/SET	PRICE(RS)/NO	PRICE (RS)/SET	PRICE(RS)/NO	PRICE(RS)/NO	PRICE (RS)/SET
1/16" x 28								710
1/8 " x 28	710	710	1,419	710	2,070	1,035	1,035	2,070
1/4 " x 19	1,105	1,105	2,210	1,105	2,210	1,805	1,805	3,609
3/8 " x 19	1,661	1,661	3,323	1,660	4,637	2,319	2,319	4,637
1/2 " x 14	2,425	2,425	4,849	2,425	6,942	3,471	3,471	6,942
5/8 " x 14	*	2,750	5,500	3,937	7,874	3,937	3,937	7,874
3/4 " x 14	3,623	3,623	7,245	5,146	10,292	5,146	5,146	10,292
7/8 " x 14	4,599	4,599	9,198	6,533	*	-	-	-
1 " x 11	5,713	5,713	11,427	5,713	11,427	*	8,001	16,006
1.1/4 " x 11	8,812	8,812	17,623	*	*	-	-	-
1.1/2 " x 11	*	11,016	22,032	*	22,032	*	14,009	28,014
1.3/4 " x 11	*	13,777	27,555	*	35,039	*	*	35,039
2 " x 11	*	20,106	40,211	25,650	51,300	*	*	51,300
2.1/4 " x 11	*	*	68,594					
2.1/2 " x 11	*	*	97,869					
2.3/4 " x 11	*	*	1,02,553					
3 " x 11	*	*	1,24,014					
3.1/2 " x 11	*	*	1,62,981					

BS 949

[BACK TO CONTENT PAGE](#)

* Please contact our team for prices

HSS TAPS (NPT)

SIZE	TAPER	BOTTOM	S02	S02 M35	S02 M35 TIN
	PRICE(RS)/NO	PRICE(RS)/NO	PRICE(RS)/SET	PRICE(RS)/SET	PRICE(RS)/SET
1/16" x 27	*	*	1,414		
1/8" x 27	1,061	1,061	2,122	2,863	3,538
1/4" x 18	*	1,856	3,712	5,014	5,685
3/8" x 18	2,359	2,359	4,716	6,367	
1/2" x 14	3,546	3,546	7,093	9,576	10,249
5/8"X14			7,975		
3/4" x 14	5,253	5,253	10,506	14,187	14,857
7/8" x 14			13,337		
1" x 11.5	*	8,202	16,406	22,149	22,822
1.1/4" x 11.5	*	11,713	23,426	31,624	
1.1/2" x 11.5	*	14,532	29,065	39,235	
2" x 11.5	26,265	26,265	52,530	*	*
2.1/2" x 8	*	*	62,006	*	*
3" x 8	*	*	194,703	*	*
3.1/2" x 8	*	*	259,964	*	*

HSS UN TAPS

SIZE	S03	BOTTOM	S02	SIZE	S03	BOTTOM	S02
	PRICE (RS/SET)	PRICE (RS/NO)	PRICE (RS/SET)		PRICE (RS/SET)	PRICE (RS/NO)	PRICE (RS/SET)
1" x 12			8,246	1.3/4" x 12	*	*	28,324
1" x 14	13,827	*	*	1.7/8" x 8	*	17,118	34,235
1.1/16" x 12	*	6,392	*	1.7/8" x 12	*	*	34,235
1.1/8" x 8	16,615	5,538	11,076	2" x 8	*	22,321	44,643
1.1/4" x 8	20,025	6,673	13,351	2" x 12	*	*	44,643
1.5/16" x 12	*	10,552	*	2.1/4" x 8	*	*	61,496
1.3/8" x 8	25,839	*	17,225	2.1/4" x 12	*	*	61,496
1.1/2" x 8	31,053	10,350	*	2.1/2" x 8	*	*	78,168
1.5/8" x 8	*	*	24,207	2.1/2" x 12	*	39,082	78,168
1.3/4" x 8	*	*	28,324				

BS 949

HSS-E (8%CO) NIB TAPS WITH ALCRN COATING TO MIRANDA STANDARD

SIZE	PRICE (RS/NO)
M6 x 1.00 mm	1,442
M8 x 1.25 mm	1,982
M6X1.0 NIB TAP 3FL M42 T/L 26.5MM	1,442
M8X1.25 NIB TAP 5FL M42 7H	1,982

[BACK TO CONTENT PAGE](#)

* Please contact our team for prices

HSS HELICOIL TAPS - METRIC COARSE

SIZE	TAPER	PLUG	BOTTOM	S03
	PRICE(RS)/NO	PRICE(RS)/NO	PRICE(RS)/NO	PRICE(RS)/SET
M3 x 0.50	440	440	440	
M4 x 0.70	468	468	468	1,402
M5 x 0.80	561	561	561	1,683
M6 x 1.00	561	561	561	1,683
M7x 1.00	*	*	636	*
M8 x 1.25	683	683	683	2,048
M10 x 1.50	1,070	1,070	1,070	3,211
M12 x 1.75	1,560	1,560	1,560	4,683
M14 x 2.00	*	*	2,361	*
M16 x 2.00	*	2,361	2,361	7,083
M20 x 2.50	3,231	3,231	3,231	9,693
M24 x 3.00	*	*	*	*

CUSTOMISED HSS TAPS

LEFT HAND TAPS	
PRODUCT DESCRIPTION	PRICE (RS)/NO
M3.5X0.6 LH S03 4H	1,651
M6X1.0 BOTTOM LH	589
M16X2.0 BOTTOM LH	1,951
M20X1.5 BOTTOM LH	4,253
3/8"X16 BSW S03 LH	2,468
3/4"X14 BSP S02 LH	9,054
2"X11 BSP S02(LH)	50,269
M4X0.7 BTM LH	551
M5X0.8,BTM,LH	589
M14X1.50 BOT LH	1,959
M16X1.5 BOTTOM LH 5H6H TIN	2,425
M18X1.5 LH BTM	3,362
M24X1.5 LH BTM	5,078
M24X2.0 SET LH	10,134
M14X1.5 TYPE 'C' LH	2,494
M16X1.5 TYPE"C" 3FL LH	2,494
M18X1.50 TYPE "C" LH	4,197
M20X1.5 TYPE"C" 3FL LH	5,477
M24X1.5 TYPE"C" 3FL LH	6,344
M20X1.5 SPPT T/L 90 OAL 190 LH 7H BT	7,309
M38X1.5 SECOND T/L 90 OAL 190MM LH 7HTIN	19,098
M27X3.0 SECOND OAL 180MM LH 7H	8,466
M24X3.0 SPL TAP BTM LH OAL 180 MM TIN	6,258
M27X3.0 SPL TAP BTM LH OAL 180 MM TIN	9,650
M38X1.5 SPPT T/L 90 OAL 190 LH 7H TIN	19,861
M18X1.5 SPPT T/L 90 OAL 190 LH 7H TIN	5,500

LEFT HAND TAPS	
PRODUCT DESCRIPTION	PRICE (RS)/NO
M20X1.5 SPPT T/L 90 OAL 190 LH 7H TIN	6,650
M22X1.5 SPPT T/L 90 OAL 190 LH 7H TIN	7,527
M24X1.5 SPPT T/L 90 OAL 190 LH 7H TIN	8,117
M30X1.5 SPPT T/L 90 OAL 190 7H LH TIN	13,262
M33X1.5 SPPT T/L 90 OAL 190 LH 7H TIN	18,717
M40X1.5 SPPT T/L 50 OAL 190 LH 7H TIN	22,610
M38X1.5 SPPT T/L 40 OAL 190MM 7H LH TIN	18,474
1 1/8"X7 UNC SECTH/L 75 LH A/P DRG	8,344
1 1/4"X7 UNC SECOND LH	8,343
M12X1.75 BTM LH	1,338
M16X2.0 BTM LH	1,951
M18X1.5 BOTTOM 6G LH	3,363
M12X1.5 S02 LH	2,809
M3.5X0.6 4H LH SERIAL S03 M35	2,106
M10X1.25 LH TYPE"C" 6G	1,789
M24X3.0 SPPT SPRL15DEG M35 LH6G OL160 BT	8,895
M27X3.0 SPPT SPRL15DEG M35 LH6G OL170 BT	13,200
M30X3.5 SPPT SPRL15DEG M35 LH6G OL180 BT	13,159
M27X2.0 SPPT SPRL15DEG M35 LH6G OL160 BT	13,667
M36X3.0 SPPT SPRL15DEG M35 LH6G OL200 BT	26,811
M18X1.5 SPIRAL T/L 29MM OAL 104MM LH	5,925
M3.5X0.6 4H (LH) NUT TAP M35	1,433
M8X1.25 3FL S03 LH M42 4H6H T/L 30 OAL 6	3,223
M20X1.5 LH S02 M42	12,253
M32X2.0 LH S02 M42	26,135

[BACK TO CONTENT PAGE](#)

* Please contact our team for prices

CUSTOMISED HSS TAPS

UNC TAPS	
PRODUCT DESCRIPTION	PRICE (RS)/NO
5/16"X18 UNC BOTTOM GH1 CI	540
1/4"X20 UNC SECOND TIN	590
3/8"X16 UNC BOTTOM 3FL 2BX (MF311088022)	656
3/8"X16 UNC BOTTOM GH1 CI	656
1/4"X20 UNC SPIRAL 3FL	685
N010X24 UNC SECOND M35	696
5/16"X18 UNC SECOND TIN	700
N012X24 UNC SECOND TIN	788
3/8"x16 UNC BTM CI M35	914
1/2"X12 UNC TAPER	1,076
1/2"X13 UNC BOTTOM GH1 CI	1,076
1/2"X13 UNC BTM TIN	1,339
3/8"x16 UNC BTM CI OAL 100MM M35	1,400
1/2"x13 UNC TOLERANCE +0.015 OVER SIZE	1,514
5/8"X11 UNC BOTTOM 3B TIN	1,874

UNC TAPS	
PRODUCT DESCRIPTION	PRICE (RS)/NO
1/2"X13 UNC 4FL BTM #11.489(2B) +0.4	1,967
5/8"X11 UNC TOLERANCE +0.015 OVER SIZE	2,132
3/4"X10 UNC BOTTOM GH1 CI	2,380
5/8"X11 UNC 4FL BTM # 11.438(2B) +0.4	2,853
3/4"X10 UNC BTM T/L 50MM & OAL 150MM BT	3,059
1/2"X13 UNC SERIAL S03	3,391
3/4"X10 UNC 4FL BTM 2BX M35 TIN	4,060
3/4"X10 UNC TOLERANCE +0.015 OVER SIZE	4,079
7/8"x9 UNC T/L 70MM BTM TIN	4,749
7/8"X11 UNC SPIRAL TIN	4,911
5/8"X11 UNC SERIAL S03	4,940
3/4"x10 UNC 35 DEG SPIRAL M35 1B	5,099
1 1/8"X7 UNC SEC TH/L 75 A/P DRG	6,675
3/4"x10 UNC SERIAL S03	7,497
1 7/8"X8 UNC S02	34,221

CUSTOMISED HSS TAPS

UNF TAPS	
PRODUCT DESCRIPTION	PRICE (RS)/NO
N010X32 UNF SECOND	516
1/4"X28 UNF BOTTOM TIN	568
3/8"X24 UNF BTM	657
1/4"X28 UNF BTM M35 TIN CI	797
3/8"X24 UNF SPIRAL 3FL	884
7/16"X20 UNF SECOND RETAPPING	930
N010X32 UNF SLOW SPIRAL M35 TIN CI	1,008
7/16"X20 UNF BTM CI TIN	1,113

UNF TAPS	
PRODUCT DESCRIPTION	PRICE (RS)/NO
3/8"X24 UNF SECOND M35 TIN	1,133
7/16"X20 UNF BTM M35 TIN	1,506
7/16"X20 UNF 3FL SPIRAL M35 TIN	1,843
3/4"X20 UNF, BTM	2,616
7/16"X20 UNF M35 ALCRONA DRG.NO.Ch01	4,180
3/4"X16 UNF SPPT 6FL FULL HSSE TIN	4,914
1 1/8"X12 UNF BOTTOM TIN	6,106
1 5/8"X12 UNF BTM TIN	13,083

CUSTOMISED HSS TAPS

HELICOIL	
PRODUCT DESCRIPTION	PRICE (RS)/NO
M8X1.0 ROUGHER HELICOIL	719
M10X1.25 SECOND HELICOIL	1,144
M10X1.25 BOTTOM HELICOIL	1,144
M10X1.0 HELICOIL ROUGHER	1,178

HELICOIL	
PRODUCT DESCRIPTION	PRICE (RS)/NO
M10X1.0 HELICOIL FINISHER	1,178
M12X1.5 BOTTOM HELICOIL	1,749
M10X1.25 HELICOIL S03 M42 T/L 20 OAL76MM	5,300

[BACK TO CONTENT PAGE](#)

* Please contact our team for prices

CUSTOMISED HSS TAPS

BSW	
PRODUCT DESCRIPTION	PRICE (RS)/NO
1/4"x20 BSW TYPE "C"	676
5/16"x18 BSW TYPE "C"	692
3/8"x16 BSW TYPE "C"	857
3/16"x24 BSW SPIRAL M35 TIN 6HX	945
1/4"x20 BSW SPIRAL M35 TIN 6HX	1,029

BSW	
PRODUCT DESCRIPTION	PRICE (RS)/NO
7/16" X 14 BSW SPIRAL M35	1,580
1/2"x12 BSW SPIRAL 3FL M35 TIN	2,036
5/8"x11BSW SPIRAL 3FL TIN	2,505
3/4"x10 BSW SPIRAL 3FL	3,170
1"x14 BSW SPIRAL	5,232

CUSTOMISED HSS TAPS

BSP	
PRODUCT DESCRIPTION	PRICE (RS)/NO
1/4"x19 BSP TAPER	1,105
1/4"x19 BSP TYPE "C" DIN 5156	1,367
1/4"x19 BSP OAL 200 A/P DRG NO.S23J08002	1,436
1/4"x19 BSPT BTM T/L 19 OAL 67MM	1,984
3/8"x19 BSP BTM RG	1,661
1/2"x14 BSP TAPER RG	2,425

BSP	
PRODUCT DESCRIPTION	PRICE (RS)/NO
1/2"x14 BSP OAL250 DRG NO S23J08004	3,663
3/4"x14 BSPT BOTTOM T/L 30MM	5,145
3/4"x14 BSP 5FL SPPT M35 TIN	6,977
1"x11 BSP TYPE "C" OAL 160MM	6,284
1"x11BSP,OAL250 A/P DRG NO.S23J08006	8,585
1 1/4"x11 BSP TYPE "C" OAL 160MM	9,692

CUSTOMISED HSS TAPS

TYPE B TAPS	
PRODUCT DESCRIPTION	PRICE (RS)/NO
M6X1.0 TYPE "B" TIN	1,036
M6X1.0 TYPE "B" 6G TIN	1,054
M8X1.25 TYPE "B" 6G TIN	1,210
M6X1.0 TYPE "B" M35	1,223
M8X1.25 TYPE "B" 3FL M35 TIN	1,044
M10X1.25 LS TYPE "B" 3FL	1,246

TYPE B TAPS	
PRODUCT DESCRIPTION	PRICE (RS)/NO
M10X1.5 TYPE "B" 6G TIN	1,532
M10X1.25 LS TYPE "B" M35 TIN	1,970
M12X1.75 TYPE "B" 4FL	1,741
M48X5.0 TYPE "B"	29,608
M48X5.0 TYPE "B" M35 OAL 300MM	45,968

[BACK TO CONTENT PAGE](#)

* Please contact our team for prices

CUSTOMISED HSS TAPS

TYPE C TAPS	
PRODUCT DESCRIPTION	PRICE (RS)/NO
M5X0.8 TYPE "C" 6G	696
M5X0.8 TYPE 'C' BLUE TEMP.	701
M6X1.0 TYPE 'C' 6G	744
M6X1.0 TYPE "C" FEMALE CENTRE	744
M6X1.0 TYPE "C" BLUE TEMPERING	758
M6X1.0 TYPE 'C' 6G TIN	786
M8X1.25 TYPE "C" RETAPPING	809
M8X1.25 TYPE 'C' 6G	809
M8X1.25 TYPE "C" 6G RETAPPING TIN	945
M8X1.25 TYPE "C" M35	1,371
M10X1.25 TYPE "C" 4H 3FL	958
M10.3X1.5 TYPE "C" OAL 125MM	1,097
M10X1.25 TYPE "C" BT	1,126
M10X1.25 TYPE "C" 6G M35	1,510
M10X1.5 TYPE "A" OAL 150MM 6H	1,244
M10X1.5 TYPE "C" OAL 150MM 6H	1,244
M10X1.5 SPIRAL TYPE "C" M35	1,712
M12.3X1.75 TYPE "C" OAL 125MM	1,557

TYPE C TAPS	
PRODUCT DESCRIPTION	PRICE (RS)/NO
M12X1.25 TYPE "C" 4FL 6HX SG	1,612
M12X1.5 TYPE "C" 4FL CI	1,772
M12X1.25 LS TYPE "C" 4FL	1,846
M12X1.25 L.S.TYPE 'C'-L.H.	2,012
M14X1.5 TYPE "C" 4FL CI	2,194
M14X1.5 LS TYPE "C" 4FL	2,228
M14X1.5 TYPE "C" 6HX TIN	2,333
M16X2.0 TYPE "C" 3FL 6HX (MF311088038)	2,136
M20X2.5 TYPE "C" OAL 275MM 6H	4,636
M20X1.5 TYPE "C" 4FL CI	4,819
M30X2.0 TYPE "C" 7H M42	10,043
M33X1.5 TYPE "C" 5H6H	9,556
M42X3.0 LS S02 (TYPE A & TYPE C)TIN	43,641
M48X3.0 LS S02 (TYPE "A" & TYPE "C")	54,285
M48 X 5.00 TYPE "C"	24,674
M48X5.0 TYPE "A" M35 OAL 300MM	39,973
M48X5.0 TYPE "C" M35 OAL 300MM	39,973
M52X4 SPIRAL TYPE "C" TIN	37,325

CUSTOMISED HSS TAPS

SECOND TAPS	
PRODUCT DESCRIPTION	PRICE (RS)/NO
M4X0.7 P-3 SECOND M42	763
M5X0.8 P-3 SECOND M42	816
M6X1.0 LS SECOND 6H	796
M6X1.0 P-3 SECOND M42	816
N04 BA SECOND	503
5/16"X22 BSF SECOND	540
M8X1.25 SECOND MALE TIN	567
M8X1.25 SECOND RETAPPING BT 4H	567
M8X1.25 SECOND MALE RETAPPING BT	567
M8x1.25 SECOND MC1 HSSE	762
M8X1.0 SECOND BT	599
M8X1.25 LS SECOND	809
3/8"X20 BSF SECOND	657

SECOND TAPS	
PRODUCT DESCRIPTION	PRICE (RS)/NO
M10X1.25 SECOND BT	631
M10X1.25 SECOND 4H BT	754
M12X1.25 SECOND 4H	1,259
M16X2.0 SECOND TIN 6H	2,027
M16X1.5 SECOND TIN 6H	2,037
M16X1.5 SECOND (M/D 16.12 TO 16.15)	2,400
M16X2.0 M42 SECOND	2,419
M20X1.5 SECOND 6G	3,039
M22X2.5 SECOND M35 7H	3,895
M27X3.0 SECOND OAL 180MM 7H	7,054
1 1/2"X8 BSF SECOND	10,350
M38X1.5 SECOND T/L 90 OAL 190MM 7H TIN	15,631

[BACK TO CONTENT PAGE](#)

* Please contact our team for prices

CUSTOMISED HSS TAPS

SPPT TAPS	
PRODUCT DESCRIPTION	PRICE (RS)/NO
M2.5X0.45 SPPT 3FL	857
M3.5X0.6 SPPT DIN371 6GX F/C TIN M35	989
M4X0.7 SPPT 3FLT 6GX M35 TIN	939
M5X0.8 SPPT 4H	583
M5X0.8 SPPT 3FL M42	808
M5X0.80 SPPT 6G M35 TIN	865
M5X0.8 SPPT 3FL M42 TIN	894
M5X0.8 SPPT 3FL 7G TIN M35	991
M5X0.5 6H+0.040 SPPT M35 TIN	1,141
M6X1.0 SPPT 3FL 4H	583
M6X1.0 SPPT 3FL 7G TIN M35	991
M6X1.0 SPPT M35 6GX TIN P-3	1,029
M8X1.25 SPPT 3FL F/C	675
M8X1.25 SPPT 3FL MALE	675
M8X1.0 SPPT TIN MALE CENTRE	955
M8X1.25 SPPT 6G 3FL TIN M35	1,037
M8X1.0 SPPT 6G M35 TIN P-3	1,335
N06 BA SPPT M35	829
M10X1.5 SPPT 3FL F/C	844
M10X1.0 SPPT 3FL	925
M10X1.25 SPPT 3FL	925
M10X1.5 SPPT 3FL 6G TIN MALE	1,192
M10X1.25 SPPT MALE CENTRE 3FL TIN	1,252
M12X1.25 SPPT 3FL	1,424
M12X1.5 SPPT 3FL	1,424
M12X1.25 SPPT TIN	1,633
M12X1.75 MALE CENTRE SPPT 3FL	1,292
M12X1.25 4FL SPPT 7G M35 TIN	2,377
M12X1.5 T/L 18MM SPPT 6HX M42	2,518

SPPT TAPS	
PRODUCT DESCRIPTION	PRICE (RS)/NO
M12X1.5 SPPT 6G MA2 HSSE	2,564
M16X1.5 SPPT 3FL	1,926
M16X1.5 SPPT M35 6G TIN	2,962
M18X1.5 SPPT T/L 90 OAL 190 7H TIN	4,388
M18X1.5 SPPT M35 DIN374 TIN	4,532
M20X2.5 SPPT 4FL	3,615
M20X2.5 SPPT 4FL M35 TIN	5,048
M20X1.5 SPPT T/L 90 OAL 190 7H TIN	5,198
M20X2.5 SPPT M42	5,605
M20X1.5 SPPT M35 TIN	5,710
M20X1.5 SPPT T/L 90 OAL 190 7H BT	6,037
M20X1.5 LS 'B' SPPT 4FLT TIN M35	7,451
M22X1.5 SPPT T/L 90 OAL 190 7H TIN	6,146
M20X1.5 SPPT 6FL FULL HSSE TIN	6,416
M24X1.5 SPPT T/L 90 OAL 190 7H TIN	6,587
M24X2.0 SPPT 4FL 4H	3,873
M24X3.0 SPPT SPRL15DEG M35 6G OL160 BT	7,240
M24X1.5 SPPT 6FL FULL HSSE TIN	7,595
M27X3.0 SPPT SPRL15DEG M35 6G OL170 BT	10,733
M30X3.5 SPPT SPRL15DEG M35 6G OL180 BT	10,696
M30X1.5 SPPT OAL 190 (Zero B/Taper) TIN	11,842
M30X1.5 SPPT OAL 190 TIN 7H RH	11,842
M30X1.5 SPPT T/L 90 OAL 190MM 7H BT	12,215
M30X3.0 SPPT SPRL15DEG M35 6G OL180 BT	12,453
M36X3.0 SPPT SPRL15DEG M35 6G OL200 BT	21,770
M38X1.5 SPPT T/L 40 OAL 190MM 7H TIN	15,449
M38X1.5 SPPT T/L 90 OAL 190 7H TIN	16,256
M40X1.5 SPPT T/L 50 OAL 190 7H TIN	18,087
M40X2.0 SPPT 6FL M35 TIN FULL HSSE	29,836

CUSTOMISED HSS TAPS

NUT TAPS	
PRODUCT DESCRIPTION	PRICE (RS)/NO
M5X0.8 NUT TAP 3FL M35	1,310
M4X0.7 NUT TAP 3FL M42	1,503
M30X3.5 NUT TAP OAL 210MM T/L 90 M35 TIN	19,629
M33X3.5 NUT TAP OAL 210MM T/L 90 M35 TIN	21,582

NUT TAPS	
PRODUCT DESCRIPTION	PRICE (RS)/NO
M42X4.5 NUT TAP OAL 210MM T/L 90 M35 TIN	25,997
M45X4.5 NUT TAP OAL 210MM T/L 90 M35 TIN	31,093
M52X5.0 NUT TAP OAL 210MM T/L 90 M35 TIN	58,363

[BACK TO CONTENT PAGE](#)

* Please contact our team for prices

CUSTOMISED HSS TAPS

SPIRAL FLUTE TAPS	
PRODUCT DESCRIPTION	PRICE (RS)/NO
M6X1.0 DIN371 SPIRAL M35 TIN	1,044
M8X1.25 DIN376 15°SLOW SPIRAL M35 TIALN	1,680
M9X1.25 SPIRAL M35 TIALN	1,178
M10X1.25 SPIRAL 3FL 6G	992
M10X1.25 SPIRAL 6G TIN	1,540
M10X1.25 SPIRAL 6GX M35 TIN	1,557
M12X1.75 LS SPIRAL TIN	2,196
M12X1.0 SPIRAL 3FL TIN M35	2,596
M12X1.25 4FL SPIRAL M35 TIN	3,202
Miranda Standard HSS-E (8%Co) MF Spiral Flute Tap for General Purpose, TiCN Coated, M12 x 1.25 mm	4,341
Miranda Standard HSS-E (5%Co)M12X1.5 15DEG SPRL OAL115MM, TiN Coated M12 x 1.50 mm	2,853
Miranda Standard HSS-E (8%Co) MF Spiral Flute Tap for General Purpose, TiCN Coated, M14 x 1.50 mm	5,193
9/16"X20 UNEF SPIRAL BTM TIN M35	3,314
5/8"X20 UNEF SPIRAL BTM TIN M35	3,314
M16X1.5 SLOW SPIRAL M35 TIN	2,839

SPIRAL FLUTE TAPS	
PRODUCT DESCRIPTION	PRICE (RS)/NO
Miranda Standard HSS-E (5%Co) MF Slow Spiral Flute Tap120 MM LA 22°, TiN Coated, M18 x 1.50 mm	4,337
M18X1.5 4FL SPIRAL TIN M35	5,209
IS 6175-P3 HSS-E (5%Co) MF 35° Spiral Flute Tap, TiN Coated, M18 x 1.50 mm	5,209
M18X1.5 3FL SLOW SPIRAL M35 TIN	5,736
M18X1.50 L.S SLOW SPIRAL 3FL M35 TIN	6,625
M24X3.0 DIN376 45°SPIRAL 6HX TiCN	8,054
Miranda Std. HSS-E (5%Co) MF Slow Spiral M27X2.0 SPPT SPRL15DEG M35 6G OL160 , ST, M27 x 2.00 mm	11,111
Miranda Std. HSS-E (5%Co) MF Slow Spiral M30X3.0 SPPT SPRL15 DEG 6G OL180, LH ST, M30 x 3.00 mm	15,324
M30X3.5 SPIRAL T/L 45MM OAL 140MM M35	9,025
1 1/4"X8 UN SPIRAL	9,010
M36X4.0 SPIRAL T/L 45MM OAL 140MM M35	14,532
IS 6175-P3 HSS-E (5%Co) MF 35° Spiral Flute Tap, TiN Coated, M38 x 1.50 mm	26,732
2"x8 UN SPIRAL	30,136

CUSTOMISED HSS TAPS

SET OF THREE	
PRODUCT DESCRIPTION	PRICE (RS)/NO
M3X0.6 S03 M42 SIM CLASS II	2,247
M3X0.5 S03 SQ.LENGTH 25.00MM	2,404
M4X0.75 S03 M42 SIM CLASS II	2,247
M4X0.7 S03 SQ.LENGTH 24.00MM	2,404
M5 x 0.80 mm IS 6175-P2 HSS-E (5%Co), 4H Tol. TiN Coated	1,921
M5X0.8 4H S03 M42	2,044
M5X0.8 S03 SQ.LENGTH 28.00MM	2,570
M6X1.0 S03 F/C	1,411

SET OF THREE	
PRODUCT DESCRIPTION	PRICE (RS)/NO
M6X1.0 S03 M42 SIM CLASS II	2,247
M6X1.0 S03 SQ.LENGTH 31.00MM	2,570
M8X1.25 S03 SIM CLASS II	1,698
M8X1.25 3FL S03 M42 4H6H T/L 30 OAL 66MM	2,800
M12X1.75 S03 M35 4H TIN	5,322
M16X1.5 SERIAL S03	5,609
M30X3.0 LS SERIAL S03 TIN	13,068

CUSTOMISED HSS TAPS

SET OF TWO (S02)	
PRODUCT DESCRIPTION	PRICE (RS)/NO
1/4"X26 BSF S02	952
1/4"X18 NPSF S02	3,440
M8X1.0 S02 M35 4H TIN	2,228
M10X1.0 S02 M35 4H TIN	2,576
M10X1.25 S02 M35 4H TIN	2,576
M12X1.25 S02 M35 TIN	3,608

SET OF TWO (S02)	
PRODUCT DESCRIPTION	PRICE (RS)/NO
M12X1.25 S02 M35 4H TIN	4,056
M16X1.0 SERIAL S02	3,393
M24X1.0 SERIAL S02	8,533
1"X14 NPT S02	16,406
1 3/8"x8 UN S02 TIN	18,367
M38X1.5 6G S02 M42	49,179

[BACK TO CONTENT PAGE](#)

* Please contact our team for prices

CUSTOMISED HSS TAPS

BOTTOM TAPS		BOTTOM TAPS	
PRODUCT DESCRIPTION	PRICE (RS)/NO	PRODUCT DESCRIPTION	PRICE (RS)/NO
M2.5X0.45 BTM M35 TIN	1,096	M16X1.5 BOTTOM 5H6H TIN	1,891
M4X0.7 BTM 4H	441	M16X2.0 BTM TIN	2,035
M5X0.8 BTM 6G BT(AL)	468	M16X2 BTM M35	2,107
M6X1.0 BTM 6G BT(AL)	468	M16X2.0 BTM M35 7G	2,108
M6X1.0 BOTTOM FEMALE CENTRE	471	M16X1.5 BTM M35	2,115
M6X1.0 BTM 25°LEAD ANGLE	472	M16X1.5 BTM CI M35 6G	2,271
M6X1.0 BOTTOM BLUE TEMP.	481	M16X1.5 BTM M35 TIN	2,447
M6X1.0 BTM 6G M35	634	M18X1.5 BOTTOM 6G	2,691
M6X1.0 BTM CI M35 6G	685	M18X1.5 BOTTOM 5H6H TIN	3,156
M6X1.0 SPL BTM M35 AS PER DRG.	752	M18X1.5 BTM TIN 6H	3,157
M8X1.25 BTM MALE	567	M18X1.5 BTM M35	3,631
M8X1.25 BTM 25°LEAD ANGLE	567	M25X3.0 BTM	4,395
M8X1.25 BTM CI BT P-3	631	M20X1.5 BOTTOM 6HX SG	3,403
M8X1.25 BOTTOM 3FL TIN	825	M20X2.5 BOTTOM 7H	3,017
M8X1.25 BOTTOM DIN371 M35	879	M20X1.5 BTM 6HX T/L 29MM OAL104MM	4,726
M8X1.0 BOTTOM P-3 M35	999	M20X1.5 BOTTOMING TIN M35	5,057
M8X1.25 BTM P-3 CI M35 TIN RAKE ANGLE 3°	1,040	M20X1.5 T/L 25MM OAL 125MM BTM M35	5,275
M10X1.25 BOTTOM BT	708	M24X3.0 SPL TAP BTM OAL180 ASPER DRG TIN	5,219
M10X1.25 BTM 6G	754	M24X1.5 BTM M35 ALCRONA COATING	6,758
M10X1.0 BOTTOM TIN	861	M32X1.5 BTM	7,259
M10X1.5 BTM 6G M35	924	M27X3.0 SPL TAP BTM OAL180 ASPER DRG TIN	8,040
M10X1.25 BTM TIN	955	M34X1.5 BOTTOM 4FL	11,573
M10X1.0 BTM M35 BT	1,030	M36X1.5 BTM	11,572
M10X1.0 BTM 6G M35 CI TIALN	1,539	N02 BA BTM	503
M10X1.5 BTM OAL 190MM 6G RETAPPING TIN	1,785	N04 BA BTM	503
M12X1.75 BOTTOM IS6175-1992 PART3 HSS	1,070	1/8"X27 NPSF BTM	1,008
M12X1.75 BTM 7H	1,070	1/8"X27 NPTF BTM	1,112
M12X1.75 BTM TIN	1,335	1/8"X27 NPTF BOTTOM OAL 115MM	1,305
M12X1.25 BTM M35	1,700	1/4"X18 NPTF BTM OAL 115MM	2,371
M12X1.75 BTM DIN 376 M35 TIALN OAL 105MM	1,844	3/8"X18 NPTF BTM	2,727
M14X1.5 BTM AL	1,882	3/4"X16 BSCY BTM	4,007
M14X1.5 BTM 6HX M35 TIALN	1,999	1"X14 UNS BOTTOM	4,122
M14X1.5 BTM OAL 135MM 6HX TIN	2,565	3/4"X16 BSCY BOTTOM TIN M35	5,634
M16X2 BTM 7H	1,560		

[BACK TO CONTENT PAGE](#)

* Please contact our team for prices

CUSTOMISED HSS TAPS

OTHERS	
PRODUCT DESCRIPTION	PRICE (RS)/NO
M4X0.7 TAPER TIN	371
M3X0.5 INTERMEDIATE	461
M4X0.7 ROUGHER	461
VG5 SHANK 5.4MM PITCH 36 WITH RECESS	468
M5X0.8 SERIAL ROUGHER	494
0.210"X36 NS OAL 66 MM	507
0.212X36 NS T/L30MM OAL 66MM W/O RECESS	507
M8X1.25 INTER	567
M8X1.25 ROUGHER	567
M8X1.25 FINISHER	593
VG 8 SHANK 6.3MM 32 PITCH	593
M4X0.7 SERIAL INTERMEDIATE M42	702
M3.5X0.6 SERIAL INTERMEDIATE M42	702
M10X1.5 ROUGHER	715
M12X1.75 3FL TAPER	1,070

OTHERS	
PRODUCT DESCRIPTION	PRICE (RS)/NO
M12X1.75 FINISHER	1,126
M2.5X0.45 ROUGHER M42	1,134
M2.5X0.45 SERIAL INTERMEDIATE M42	1,172
M2X0.4 ROUGHER M42	1,193
M12X1.25 TAPER RETAPPING	1,259
M8X1.25 DIN371 M42 6HX TIALN CI	1,575
M12X1.75 T/L 29 OAL 89MM M35 TIALN	1,616
M12X1.5 SEC MC2 HSSE (M/D 12.12 to 12.15	1,939
M20X2.5 FINISHER	3,168
1"X14 WITHWORTH 1:8 TAPER M35	3,932
1"X14 WITHWORTH 3:25 TAPER M35	5,338
M30X3.5 INTERMEDIATE	6,409
M30X3.5 ROUGHER	6,409
M30X3.5 FINISHER	6,409
M30X1.5 SEC 6FLT/L 75 OAL170 7HTIN RH	10,565

HSS HIGH PERFORMANCE PLATINUM CUT (EDGE) TAPS

INTRODUCTION

HIGH PERFORMANCE PLATINUM CUT EDGE are most productive tap design for continuous production on machines. Made from a premium cobalt substrate to improve performance and tool life, designed for medium to high strength steel, Carbon steel, alloy steel, forged components



- Flute types : Straight flute, Spiral point, Spiral flute
- Available in Metric coarse and fine
- DC Range : M3-M20
- Uncoated, TIN coated, TiAlN Coated
- IS 6175, Bs949

FEATURES & BENEFITS





- ▶ High performance new innovative design for excellent chip evacuation
Increased static and dynamic strength of thread
- ▶ Excellent thread surface quality
- ▶ Newly developed Surface treatment to withstand the high stress and high heat associated

[BACK TO CONTENT PAGE](#)

HIGH PERFORMANCE TAPS - MIRANDA EDGE PLATINUM CUT

SIZE	SPPT			SPIRAL FLUTE			STRAIGHT FLUTE BTM			CAST IRON SECOND	CAST IRON BOTTOM		
	UNCOATED	TIN	TIALN	UNCOATED	TIN	TIALN	UNCOATED	TIN	TIALN	UNCOATED	UNCOATED	TIN	TIALN
	MA1	MA2	MA3	MB1	MB2	MB3	MC1 PRICE	MC2 PRICE	MC3 PRICE	CI MC1 PRICE	CI MC1 PRICE	CI MC2 PRICE	CI MC3 PRICE
M3 x 0.5	776	892	932	891	1022	1067	646	743	777	680	646	743	777
M4 x 0.7	776	892	932	891	1022	1067	646	743	777	680	646	743	777
M5 x 0.8	812	934	976	932	1070	1118	680	782	816	680	680	782	816
M6 x 1.0	812	934	976	932	1070	1118	680	782	816	680	680	782	816
M8 x 1.0	*	*	*	1158	1331	*	*	*	*	*	*	*	*
M8 x 1.25	913	1048	1095	1044	1199	1251	762	874	914	*	762	874	914
M10 x 1.0	*	*	*	*	*	*	*	*	*	*	*	*	*
M10 x 1.25	1310	1507	*	*	1726	*	1094	1259	*	*	1094	*	*
M10 x 1.5	1127	1296	1367	1292	1484	1551	941	1084	1131	*	941	1084	1314
M12 x 1.0	*	*	*	*	*	*	*	*	*	*	*	*	*
M12 x 1.25	*	*	*	*	*	*	*	*	*	*	*	*	*
M12 x 1.50	2028	2330	*	2321	2671	*	1688	*	*	*	1688	1939	*
M12 x 1.75	1740	1999	2086	1991	2291	2390	1450	1667	1765	*	1450	1667	1741
M14 x 2.0	2088	2399	2503	2390	2749	2868	*	1991	2121	*	2128	2030	*
M16 x 2.0	2401	2759	2879	3751	3161	3298	*	2435	2436	*	2448	2335	*
M18 x 2.5	3018	3394	3627	3399	3986	4213	*	2872	3068	*	3077	2872	*
M20 x 2.5	3175	3677	3863	3791	4347	4635	*	3088	3226	*	3237	3088	*
M24 x 3.0	*	*	*	*	6949	*	*	*	*	*	*	*	*

HIGH PERFORMANCE PLATINUM CUT TAPS

TYPE	PICTURE	RANGE	SERIES	THREAD FORM	BLANK STANDARD	TREATMENT	MATERIAL	TAPPING TYPE	APPLICATION
Straight Flute		M3-M12	MC 1	M	IS -6175/ISO 529	Bright	HSS-E	Blind/Through	Medium to high tensile steel, Alloy steel, MS, general application
			MC 2	M	IS -6175/ISO 529	TiN			
			MC 3	M	IS -6175/ISO 529	TiAlN			
Straight Flute for cast Iron		M3-M12	CI MC 1	M	IS -6175/ISO 529	Bright	HSS-E	Blind/Through	Cast iron, SG iron, abrasive type steel
			CI MC 2	M	IS -6175/ISO 529	TiN			
			CI MC 3	M	IS -6175/ISO 529	TiAlN			
Spiral Point		M3-M20	MA 1	M	IS -6175/ISO 529	Bright	HSS-E	Through holes	Medium to high tensile steel, Alloy steel, MS, general application
			MA 2	M	IS -6175/ISO 529	TiN			
			MA 3	M	IS -6175/ISO 529	TiAlN			
Spiral Flute		M3-M20	MB 1	M	IS -6175/ISO 529	Bright	HSS-E	Blind Holes	Medium to high tensile steel, Alloy steel, MS, general application
			MB 2	M	IS -6175/ISO 529	TiN			
			MB 3	M	IS -6175/ISO 529	TiAlN			

RECOMMENDED PARAMETER

MATERIAL	RC VALUE	HB VALUE	RECOMMENDED MTR / MIN	
			HSS-E	
			UNCOATED	COATED
Structural steels, free-cutting steels Case hardened steels, heat-treatable steels	<20	<236	9-15	12-20
	<25	<256	9-13	11-18
	<30	<286	6-9	9-16
	<35	<326	5-8	6-10
	<38	<386	4-8	6-12
Stainless- and acid-resistant steels, sulphured austenitic martensitic	-	<186	8-13	12-16
	<25	<256	6-9	9-12
	<36	<286	6-9	7-12
	<35	<326	3-6	6-9
Alloyed case hardened steels Alloyed heat-treatable steels Alloyed tool steels High speed tool steels	<25	<256	3-6	9-12
	<36	<286	8-10	9-15
	<35	<326	5-8	6-9
	<38	<386	3-5	4-9
Cast iron Spheroidal graphite iron Malleable cast iron	-	<186	15-20	18-25
	<25	<256	9-12	14-18
	<35	<326	5-10	6-12
Brass	-	-	9-13	-
	-	-	9-15	-


[BACK TO CONTENT PAGE](#)

* Please contact our team for prices

TUNGSTEN CARBIDE TIPPED TOOLS

INTRODUCTION

Miranda Carbide tipped tools are ready to use tools for various machining applications in tough and unstable conditions. Specially designed shank and unique process of brazing gives optimum performance and higher tool life




- Available in various grades in P and K series of carbide grade suiting to various application

FEATURES & BENEFITS

- ▶ Specially designed with ready to use for cutting on heavy machine
- ▶ Capability to absorb shock, best to use in interrupted cutting.
- ▶ Unique shank design helps proper mounting of tools

[BACK TO CONTENT PAGE](#)

TUNGSTEN CARBIDE TIPPED TOOLS

ISO 1 (110) BAR TURNING TOOLS	SHANK SIZE H X B (mm)	L (mm)	RIGHT HAND (RH), PRICE (RS)/NO					LEFT HAND (LH), PRICE (RS)/NO						
			P20	P30	P40	K05	K10	K20	P20	P30	P40	K05	K10	K20
	1010	90	*	690	*	*	*	*	*	690	*	*	*	*
	1212	100	*	750	*	*	*	750	*	750	*	*	*	*
	1616	110	*	1,011	*	*	*	1,011	*	1,011	*	*	*	*
	2020	125	*	1,614	1,614	*	*	1,614	*	1,614	*	*	*	*
	2525	140	*	2,422	2,422	*	*	2,422	*	2,422	*	*	*	2,422
	3232	170	*	3,951	*	*	*	*	*	3,951	*	*	*	*
	4040	200	*	*	*	*	*	*	*	*	*	*	*	*
	5050	240	*	*	*	*	*	*	*	*	*	*	*	*
	1610	110	*	*	*	*	*	*	*	*	*	*	*	*
	2012	125	*	1,115	*	*	*	*	*	*	*	*	*	*
	2516	140	*	*	*	*	*	*	*	*	*	*	*	*
	3220	170	*	*	*	*	*	*	*	*	*	*	*	*
	4025	200	*	*	*	*	*	*	*	*	*	*	*	*
	5032	240	*	*	*	*	*	*	*	*	*	*	*	*
	6040	280	*	*	*	*	*	*	*	*	*	*	*	*

ISO 2 (111) CRANKED TURNING & FACING TOOLS	SHANK SIZE H X B (mm)	L (mm)	RIGHT HAND (RH), PRICE (RS)/NO					LEFT HAND (LH), PRICE (RS)/NO						
			P20	P30	P40	K05	K10	K20	P20	P30	P40	K05	K10	K20
	1010	90	*	750	750	*	*	750	*	750	*	*	*	750
	1212	100	*	825	*	*	*	825	*	825	*	*	825	825
	1616	110	1,143	1,143	1,143	*	1,143	1,143	*	1,143	1,143	*	*	1,143
	2020	125	1,581	1,581	1,581	*	1,581	1,581	*	1,581	1,581	*	1,581	1,581
	2516	140	*	1,614	*	*	*	*	*	1,614	*	*	*	*
	2525	140	2,375	2,375	2,375	2,375	2,375	2,375	*	2,375	2,375	*	*	2,375
	3220	170	*	2,568	*	*	*	2,568	*	*	*	*	*	2,568
	3232	170	*	4,089	4,089	*	*	4,089	*	4,089	4,089	*	*	4,089
	4025	200	*	*	*	*	*	4,597	*	*	*	*	*	*
	4040	200	*	7,962	*	*	7,962	*	*	*	*	*	*	*

ISO 3 (123) CRANKED FINISHING TOOLS	SHANK SIZE H X B (mm)	L (mm)	RIGHT HAND (RH), PRICE (RS)/NO					LEFT HAND (LH), PRICE (RS)/NO						
			P20	P30	P40	K05	K10	K20	P20	P30	P40	K05	K10	K20
	1010	90	750	750	750	*	*	750	750	750	750	*	*	*
	1212	100	825	825	825	*	*	825	825	825	825	*	*	825
	1610	110	889	889	889	*	*	*	889	889	889	*	*	*
	1616	110	1,143	1,143	*	*	*	1,143	1,143	1,143	*	*	*	1,143
	2012	125	1,202	1,202	1,202	*	*	1,202	1,202	1,202	1,202	*	*	1,202
	2020	125	1,581	1,581	1,581	*	*	1,581	1,581	1,581	1,581	*	1,581	1,581
	2516	140	1,615	1,615	1,615	*	*	*	1,615	1,615	1,615	*	*	*
	2525	140	2,375	2,375	*	*	*	2,375	2,375	2,375	*	2,375	*	2,375
	3220	170	2,568	2,568	2,568	*	*	*	2,568	2,568	2,568	*	*	*
	3232	170	4,089	4,089	*	*	4,089	*	4,089	4,089	*	*	*	*
	4040	200	*	*	4,597	*	*	*	*	*	*	*	*	*
	5050	240	*	7,962	*	*	*	*	*	*	*	*	*	7,962

[BACK TO CONTENT PAGE](#)

* Please contact our team for prices

TUNGSTEN CARBIDE TIPPED TOOLS

ISO 5 (126) CRANKED FACING TOOLS	SHANK SIZE H X B (mm)	L (mm)	RIGHT HAND (RH), PRICE (RS)/NO						LEFT HAND (LH), PRICE (RS)/NO					
			P20	P30	P40	K05	K10	K20	P20	P30	P40	K05	K10	K20
			1010	90	750	750	750	*	*	750	750	750	750	*
1212	100	825	825	825	*	*	825	825	825	825	*	*	825	
1610	110	889	*	889	*	*	*	889		889	*	*	*	
1616	110	1,143	1,143		*	*	1,143	1,143	1,143	1,143	*	1,143	1,143	
2012	125	1,205	1,205	1,205	*	*	*	1,205	1,205	1,205	*	*	*	
2020	125	1,581	1,581		*	*	1,581	1,581	1,581	1,581	*	*	1,581	
2516	140	1,615	1,615	1,615	*	*	*	1,615		*	*	*	1,615	
2525	140	2,375	2,375	*	*	*	2,375	2,375	2,375	*	*	*	2,375	
3220	170	2,568	2,568	2,568	*	*	*	2,568	2,568	2,568	*	*	*	
3232	170	4,092	4,092	*	*	*	4,092	4,092	4,092	*	*	*	*	
4025	200	*	*	4,602	*	*	4,602	*	*	*	*	*	4,602	
4040	200	*	*	*	*	*	*	*	*	*	*	*	*	
5050	240	*	*	*	*	*	*	*	*	*	*	*	*	
1/2"	100	*	*	*	*	*	825	*	*	*	*	*	*	
5/8"	110	*	*	*	*	*	1,581	*	*	*	*	*	*	
3/4"	125	*	*	*	*	*	1,144	*	*	*	*	*	*	



ISO 6 (117) CRANKED KNIFE TOOLS	SHANK SIZE H X B (mm)	L (mm)	RIGHT HAND (RH), PRICE (RS)/NO						LEFT HAND (LH), PRICE (RS)/NO					
			P20	P30	P40	K05	K10	K20	P20	P30	P40	K05	K10	K20
			0606	70	*	672	672	*	*	*	*	*	*	*
0808	80	*	753	672	*	*	753	*	753	*	*	*	*	
1010	90	750	750	750	*	*	750	750	750	750	*	*	750	
1212	100	825	825	825	*	825	825	825	825	825	*	825	825	
1610	110	889	889	889	*	*	*	889	889	889	*	*	*	
1616	110	1,143	1,143	1,143	*	1,143	1,143	1,143	1,143	1,143	*	*	1,143	
2012	125	1,205	1,205	1,205	*	*	*	1,205	1,205	1,205	*	*	*	
2020	125	1,581	1,581	1,581	1,581	1,581	1,581	1,581	1,581	1,581	1,581	1,581	1,581	
2516	140	1,615	1,615	1,615	*	*	1,615	1,615	1,615	1,615	*	*	*	
2525	140	2,375	2,375	2,375	2,375	2,375	2,375	2,375	2,375	2,375	2,375	2,375	2,375	
3220	170	3,039	3,039	3,039	*	*	3,039	3,039	3,039	3,039	*	*	3,039	
3232	170	4,092	4,092	4,092	4,092	*	4,092	4,092	4,092	4,092	*	*	4,092	
4025	200	*	4,614	*	*	*	4,614	*	4,614	*	*	*	4,614	
4040	200	*	7,962	*	*	*	7,962	*	*	*	*	*	7,962	
5050	240	*	*	*	*	*	*	*	16,894	*	*	*	*	




ISO 7 (150) PARTING OFF TOOLS	SHANK SIZE H X B (mm)	L (mm)	RIGHT HAND (RH), PRICE (RS)/NO						LEFT HAND (LH), PRICE (RS)/NO					
			P20	P30	P40	K05	K10	K20	P20	P30	P40	K05	K10	K20
			1006	90	750	750	750	*	*	750	750	*	750	*
1010	90	*	899	*	*	*	898	*	898	*	*	*	898	
1208	100	889	889	889	889	*	889	889	889	889	*	*	889	
1212	100	*	1,021	1,021	*	*	1,021	*	1,021	*	*	*	1,021	
1610	110	944	944	944	944	*	944	944	944	944	*	*	944	
1616	110	*	1,133	1,133	*	*	1,133	*	1,133	*	*	*	1,133	
2012	125	1,047	1,047	1,047	1,047	*	1,047	1,047	1,047	1,047	*	*	1,047	
2020	125	*	1,250	1,250	*	*	1,250	*	1,250	*	*	*	1,250	
2516	140	1,386	1,386	1,386	1,386	*	1,386	1,386	1,386	1,386	*	*	1,386	
2525	140	*	1,675	1,675	*	*	1,675	*	1,675	1,675	*	*	1,675	
3220	170	2,227	2,227	2,227	*	*	2,227	2,227	2,227	2,227	*	*	2,227	
3232	170	*	2,661	*	*	*	*	*	2,661	*	*	*	*	
4025	200	3,680	3,680	3,680	*	3,680	3,680	*	3,680	3,680	*	*	3,680	
5032	240	*	*	*	*	*	*	*	*	*	*	*	*	



[BACK TO CONTENT PAGE](#)

* Please contact our team for prices

TUNGSTEN CARBIDE TIPPED TOOLS

ISO 8 (130) BORING TOOLS (SQUARE)	SHANK SIZE H X B (mm)	L (mm)	RIGHT HAND (RH), PRICE (RS)/NO					LEFT HAND (LH), PRICE (RS)/NO						
			P20	P30	P40	K05	K10	K20	P20	P30	P40	K05	K10	K20
	0808	125	*	1,382	1,382	*	*	1,382	*	1,382	*	*	*	*
	1010	150	*	1,482	1,482	*	*	1,482	*	1,482	*	*	*	1,482
	1212	180	*	1,615	1,615	1,615	*	1,615	*	1,615	*	*	*	1,615
	1616	210	*	1,942	*	*	1,942	1,942	*	1,942	1,942	*	*	1,942
	2020	250	*	2,375	2,375	*	*	2,375	*	2,375	*	*	*	2,375
	2525	300	*	4,438	4,438	*	*	4,438	*	4,438	4,438	*	*	4,438
	3232	355	5,771	5,771	*	*	*	5,771	*	5,771	*	*	*	5,771
	4040	400	*	8,380	*	*	*	*	*	*	*	*	*	*
	5050	450	*	*	*	*	*	*	*	*	*	*	*	*

ISO 8 (131) BORING TOOLS (ROUND)	SHANK SIZE H X B (mm)	L (mm)	RIGHT HAND (RH), PRICE (RS)/NO					LEFT HAND (LH), PRICE (RS)/NO						
			P20	P30	P40	K05	K10	K20	P20	P30	P40	K05	K10	K20
	0008	125	*	1,282	*	*	*	1,282	*	1,282	*	*	*	1,282
	0010	150	*	1,382	*	*	*	1,382	*	1,382	*	*	*	1,382
	0012	180	*	1,482	*	*	*	1,482	*	1,482	*	*	*	1,482
	0016	210	*	1,702	*	*	*	1,702	*	1,702	*	*	*	1,702
	0020	250	*	2,078	*	*	*	2,078	*	2,078	*	*	*	2,078
	0025	300	*	3,953	*	*	*	3,953	*	3,953	*	*	*	*
	0032	355	*	5,030	*	*	*	*	*	*	*	*	*	*

ISO 9 (135) BORING TOOLS (SQUARE)	SHANK SIZE H X B (mm)	L (mm)	RIGHT HAND (RH), PRICE (RS)/NO					LEFT HAND (LH), PRICE (RS)/NO						
			P20	P30	P40	K05	K10	K20	P20	P30	P40	K05	K10	K20
	0606		*	1,382	*	*	*	*	*	*	*	*	*	*
	0808	125	1,382	1,382	1,382	1,382	*	1,382	*	1,382	1,382	*	*	1,382
	1010	150	1,482	1,482	1,482	*	*	1,482	*	1,482	1,482	*	*	1,482
	1212	180	1,615	1,615	1,615	1,615	*	1,615	*	1,615	1,615	*	*	1,615
	1414	180	*	1,942	*	*	*	*	*	*	*	*	*	*
	1616	210	1,942	1,942	1,942	1,942	*	1,942	*	1,942	1,942	*	*	1,942
	2020	250	2,375	2,375	2,375	2,375	*	2,375	*	2,375	2,375	*	*	2,375
	2525	300	4,438	4,438	4,438	4,438	*	4,438	*	4,438	4,438	*	*	4,438
	3232	355	5,771	5,771	*	5,771	*	5,771	*	5,771	5,771	*	*	*
	4040	400	*	8,380	*	*	*	*	*	*	*	*	*	*


[BACK TO CONTENT PAGE](#)

* Please contact our team for prices

TUNGSTEN CARBIDE TIPPED TOOLS

ISO 9 (136) BORING TOOLS (ROUND)	SHANK SIZE H X B (mm)	L (mm)	RIGHT HAND (RH), PRICE (RS)/NO						LEFT HAND (LH), PRICE (RS)/NO					
			P20	P30	P40	K05	K10	K20	P20	P30	P40	K05	K10	K20
	0008	125	1,282	1,282	1,282	*	*	1,282	*	1,282	*	*	*	*
	0010	150	1,382	1,382	1,382	*	*	1,382	*	1,382	*	*	*	*
	0012	180	1,482	1,482	1,482	*	*	1,482	*	1,482	*	*	*	*
	0016	210	1,702	1,702	1,702	*	*	1,702	*	1,702	*	*	*	*
	0020	250	2,078	2,078	2,078	*	*	2,078	*	*	*	*	*	*
	0025	300	3,951	3,951	3,951	*	*	3,951	*	*	*	*	*	*
	0032	355	5,030	5,030	5,030	*	*	5,030	*	*	*	*	*	*

115 - CRANKED ROUND NOSE TURNING TOOLS.	SHANK SIZE H X B (mm)	L (mm)	RIGHT HAND (RH), PRICE (RS)/NO						LEFT HAND (LH), PRICE (RS)/NO					
			P20	P30	P40	K05	K10	K20	P20	P30	P40	K05	K10	K20
	1010	90	*	825	*	*	*	825	*	825	*	*	*	*
	1212	100	*	879	879	*	*	879	*	879	*	*	*	879
	1616	110	*	1,205	1,205	*	1,205	1,205	*	1,205	*	*	*	1,205
	2012		*	1,160	*	*	*	*	*	*	*	*	*	*
	2020	125	*	1,798	1,798	*	*	1,798	*	1,798	*	*	*	1,798
	2516		*	*	*	*	1,581	1,581	*	1,581	*	*	*	*
	2525	140	*	2,596	*	*	*	*	*	2,596	*	*	*	2,596
	3220		*	*	*	*	*	*	*	2,198	*	*	*	*
	3232	170	*	5,030	*	*	*	*	*	5,030	*	*	*	*
	4025		*	*	*	*	*	*	*	4,380	*	*	*	*

116 BAR TURNING TOOLS	SHANK SIZE H X B (mm)	L (mm)	RIGHT HAND (RH), PRICE (RS)/NO						LEFT HAND (LH), PRICE (RS)/NO					
			P20	P30	P40	K05	K10	K20	P20	P30	P40	K05	K10	K20
	1010	90		679				679		679				
	1212	100		750				750		750				750
	1616	110		1,002				1,002		1,002				1,002
	2012			1,302										
	2020	125		1,482				1,482		1,482				1,482
	2516			1,859				1,859		1,859				
	2525	140		2,292				2,292		2,292				2,292
	3232	170		3,961						3,961				

140 (60°) BORING TOOLS (SQUARE)	SHANK SIZE H X B (mm)	L (mm)	RIGHT HAND (RH), PRICE (RS)/NO						LEFT HAND (LH), PRICE (RS)/NO					
			P20	P30	P40	K05	K10	K20	P20	P30	P40	K05	K10	K20
	0808	24		864										
	1010	50		864				864		864			864	864
	1212	60		991	991			991		991				991
	1616	90		1,386	1,386			1,386						1,386
	2020	120		2,201						2,201				
	2525	175		2,901										
	3/8"	50						864						
	1/2"	60						992						
	5/8"	90						1,386						
	3/4"	120						2,201						
	1"	175												

[BACK TO CONTENT PAGE](#)

* Please contact our team for prices

TUNGSTEN CARBIDE TIPPED TOOLS

140 (60°) BORING TOOLS (ROUND)	SHANK SIZE H X B (mm)	L (mm)	RIGHT HAND (RH), PRICE (RS)/NO					LEFT HAND (LH), PRICE (RS)/NO						
			P20	P30	P40	K05	K10	K20	P20	P30	P40	K05	K10	K20
	0008	24							750					
	0010	50												
	0012	60						879						879
	0016	90												1,143
	0020	120							2,043					
	0025	175												
	3/8"	50												
	1/2"	60												
	5/8"	90												
	3/4"	120												2,043
	1"	175												

141 (90°) BORING TOOLS (SQUARE)	SHANK SIZE H X B (mm)	L (mm)	RIGHT HAND (RH), PRICE (RS)/NO					LEFT HAND (LH), PRICE (RS)/NO						
			P20	P30	P40	K05	K10	K20	P20	P30	P40	K05	K10	K20
	0808	24												
	1010	50		864					864					
	1212	60		991					991					991
	1616	90		1,386					1,386					
	2020	120		2,201					2,201					2,201
	2525	175		2,901					2,901					
	3/8"	50												
	1/2"	60												
	5/8"	90		1,386										
	3/4"	120		2,201										
	1"	175												

141 (90°) BORING TOOLS (ROUND)	SHANK SIZE H X B (mm)	L (mm)	RIGHT HAND (RH), PRICE (RS)/NO					LEFT HAND (LH), PRICE (RS)/NO						
			P20	P30	P40	K05	K10	K20	P20	P30	P40	K05	K10	K20
	0008	24		750					750					
	0010	50		750					750					
	0012	60		879					879					
	0016	90		1,143					1,143			1,143		
	0020	120										2,043		
	0025	175		2,651										


142 (45°) BORING TOOLS (SQUARE)	SHANK SIZE H X B (mm)	L (mm)	RIGHT HAND (RH), PRICE (RS)/NO					LEFT HAND (LH), PRICE (RS)/NO						
			P20	P30	P40	K05	K10	K20	P20	P30	P40	K05	K10	K20
	0808	24		864										
	1010	50		864					864					
	1212	60		991										991
	1616	90		1,386									1,386	
	2020	120		2,201						2,201				
	2525	175												2,901


[BACK TO CONTENT PAGE](#)


* Please contact our team for prices

TUNGSTEN CARBIDE TIPPED TOOLS

142 (45°) BORING TOOLS (ROUND)	SHANK SIZE H X B (mm)	L (mm)	RIGHT HAND (RH), PRICE (RS)/NO						LEFT HAND (LH), PRICE (RS)/NO					
			P20	P30	P40	K05	K10	K20	P20	P30	P40	K05	K10	K20
	0008	24								750				
	0010	50								750				
	0012	60												
	0016	90												1,143
	0020	120												
	0025	175												

156 CRANKED INTERNAL RECESSING TOOLS	SHANK SIZE H X B (mm)	L (mm)	RIGHT HAND (RH), PRICE (RS)/NO						LEFT HAND (LH), PRICE (RS)/NO					
			P20	P30	P40	K05	K10	K20	P20	P30	P40	K05	K10	K20
	1010	90		1,418	1,418				1,418		1,418			1,418
	1212	100		1,615	1,615				1,615		1,615			1,615
	1616	110		1,811	1,811				1,811		1,811			1,811
	2020	125		2,339	2,339	2,339			2,339		2,339			2,339
	2525	140		3,203	3,203				3,203					
	3232	170		4,559	4,559									
	4040	315		7,559										


165 STRAIGHT THREADING TOOLS (55°)	SHANK SIZE H X B (mm)	L (mm)	RIGHT HAND (RH), PRICE (RS)/NO						LEFT HAND (LH), PRICE (RS)/NO					
			P20	P30	P40	K05	K10	K20	P20	P30	P40	K05	K10	K20
	1010	90			991						991			
	1212	100			1,048									
	1610				1,212						1,212			
	1616	110			1,366									
	2012				1,405									
	2020	125			1,859									
	2516													
	2525	140			2,762						2,762			
	3232	170			3,655						3,655			


165 STRAIGHT THREADING TOOLS (60°)	SHANK SIZE H X B (mm)	L (mm)	RIGHT HAND (RH), PRICE (RS)/NO						LEFT HAND (LH), PRICE (RS)/NO					
			P20	P30	P40	K05	K10	K20	P20	P30	P40	K05	K10	K20
	1010	90		991	991				991		991			
	1212	100		1,048	1,048				1,048		1,048			1,048
	1610				1,212						1,212			
	1616	110		1,366	1,366				1,366		1,366			1,366
	2012				1,405						1,405			
	2020	125		1,859	1,859				1,859		1,859			1,860
	2516				1,675						1,675			
	2525	140		2,762	2,762				2,762		2,762			
	3232	170		3,655	3,655									

[BACK TO CONTENT PAGE](#)


* Please contact our team for prices


TUNGSTEN CARBIDE TIPPED TOOLS

166 INTERNAL THREADING TOOLS (60°)	SHANK SIZE H X B (mm)	L (mm)	RIGHT HAND (RH), PRICE (RS)/NO					LEFT HAND (LH), PRICE (RS)/NO						
			P20	P30	P40	K05	K10	K20	P20	P30	P40	K05	K10	K20
	1010	90		1,637	1,637			1,637		1,637	1,637			1,637
	1212	100		1,852	1,852			1,852		1,852				1,852
	1616	110		2,008	2,008	2,008		2,008		2,008				2,008
	2020	125		2,462	2,462	2,462		2,462		2,462				
	2525	140		3,225	3,225	3,225		3,225		3,225				
	3232	170		4,865	4,865			4,865						

IND-2 EXTERNAL THREADING TOOLS	SHANK SIZE H X B (mm)	L (mm)	RIGHT HAND (RH), PRICE (RS)/NO					LEFT HAND (LH), PRICE (RS)/NO						
			P20	P30	P40	K05	K10	K20	P20	P30	P40	K05	K10	K20
	1010	90		1,163				1,163						
	1212	100						1,373		1,373				
	1616	110		1,460	1,460			1,460		1,460				
	2020	125		1,621	1,621	1,621				1,621				
	2525	140		2,709				2,709		2,709				

TUNGSTEN CARBIDE TIPPED TOOLS
NEUTRAL SHAPE


113 STRAIGHT ROUND NOSE TURNING TOOL	SHANK SIZE H X B (mm)	L (mm)	RIGHT HAND (RH), PRICE (RS)/NO						
			P20	P30	P40	K05	K10	K20	
	1010	90		750					750
	1212	100		825				825	825
	1616	110		1,160	1,160				1,160
	2012			1,098					
	2020	125		1,798	1,798				1,798
	2525	140		2,596			2,596		2,596
	3220			2,088					2,088
	3232	170		4,820				4,820	4,820
	4040	200						8,939	


122 POINTED TURNING TOOLS	SHANK SIZE H X B (mm)	L (mm)	RIGHT HAND (RH), PRICE (RS)/NO						
			P20	P30	P40	K05	K10	K20	
	1010	90		750					750
	1212	100		918	918				918
	1616	110		1,011					1,011
	2012	125							
	2020	125		1,386					1,386
	2516	140		1,386					1,386
	2525	140				1,973			1,973
	3220	170		2,063					2,063
	3232	170		4,894					4,894

BACK TO CONTENT PAGE

* Please contact our team for prices

TUNGSTEN CARBIDE TIPPED TOOLS NEUTRAL SHAPE

ISO 4 (127) RECESSING TOOLS	SHANK SIZE H X B (mm)	L (mm)	RIGHT HAND (RH), PRICE (RS)/NO					
			P20	P30	P40	K05	K10	K20
	1010	90		750				
	1212	100	924	924				924
	1610	110						
	1616	110	1,373	1,373				1,373
	2012	125						
	2020	125		2,063	2,063			2,063
	2516	140						
	2525	140		3,365	3,365			3,365
	3220	170						
	3232	170						6,641

163 STRAIGHT TURNING & GROOVING TOOLS	SHANK SIZE H X B (mm)	L (mm)	RIGHT HAND (RH), PRICE (RS)/NO					
			P20	P30	P40	K05	K10	K20
	1010	90	918	918	918			918
	1212	100	1,047	1,047	1,047		1,047	1,047
	1610	110	898	898	898			
	1616	110	1,581	1,581	1,581			1,581
	2012	125	1,146	1,146	1,146			
	2020	125	2,306	2,306	2,306	2,306	2,306	2,306
	2516	140	1,734	1,734	1,734			
	2525	140	3,848	3,848	3,848	3,848	3,848	3,848
	3220	170	2,839		2,839			
	3232	170	8,382	8,382	8,382			8,382
	4025	200						
	4040	200	16,092	16,092	16,092			16,092
	5032	240						

CUSTOMISED CTT

PRODUCT DESCRIPTION	PRICE (RS/NO)	PRODUCT DESCRIPTION	PRICE (RS/NO)
CTT ISO 6 NO.117 10X10 LH GR.K20 CTIP	750	CTT AS PER ISO 2 NO.111 16X16X135 RH P40	1,249
CTT ISO 6 NO.117 12X12 LH GR.K20 CTIP	825	CTT AS PER ISO 6 NO.117 16X16X135 LH P40	1,249
CTT ISO 6 NO.117 12X12 RH GR.K20 CTIP	825	CTT AS PER ISO 6 NO.117 16X16X135 RH P40	1,249
CTT AS PER ISO NO.165 10 X10ST GR.K20	991	CTT AS PER ISO NO.141 16X16X60 LH P40	1,328
CTT AS PER ISO NO.165 10 X10ST GR.P30	991	CTT AS PER ISO NO.165 16 X16ST GR.K20	1,366
CTT AS PER ISO NO.165 12 X12ST GR.K20	1,048	CTT AS PER ISO NO.165 16 X16ST GR.P30	1,366
CTT AS PER ISO NO.165 12 X12ST GR.P30	1,048	CTT TO IND2 12X12 RH P30 STD 60DEG	1,373
CTT AS PER ISO NO.165 12 X12ST GR.P40	1,048	CTT AS PER ISO NO.122 (IND - 1) 20 X20 RH P30	1,386
CTT AS PER ISO 2 NO.111 16X16 RH THM	1,141	CTT AS PER ISO 7 NO.150 20X16 LH GR.K20	1,386
CTT ISO 6 NO.117 16X16 LH GR.K20 CTIP	1,143	CTT AS PER ISO 2 NO.111 16X16X160 RH K10	1,434
CTT ISO 6 NO.117 16X16 RH GR.K20 CTIP	1,143	CTT AS PER ISO 7 NO.150 25X16X165 LH P40	1,527
CTT ISO 6 NO.117 16X16 LH GR.P30 CTIP	1,143	CTT AS PER ISO 7 NO.150 25X16X165 RH P40	1,527
CTT ISO 6 NO.117 16X16 RH GR.P30 CTIP	1,143	CTT ISO 6 NO.117 20X20 RH GR.K20 CTIP	1,581
CTT ISO 6 NO.117 16X16 RH GR.P40 CTIP	1,143	CTT ISO 6 NO.117 20X20 RH GR.P30 CTIP	1,581
CTT AS PER ISO NO.165 16 X10ST GR.P30	1,212	CTT IND2 20X20 60DEG RH K20	1,621
CTT AS PER ISO 2 NO.111 16X16X135 LH P40	1,249	CTT IND-2 RH 2020 60DEGP 30	1,621

[BACK TO CONTENT PAGE](#)

* Please contact our team for prices

CUSTOMISED CTT

PRODUCT DESCRIPTION	PRICE (RS/NO)	PRODUCT DESCRIPTION	PRICE (RS/NO)
CTT AS PER IND-2 20X20 RH GR.P10	1,621	CTT AS PER ISO 2 NO.111 25X25X160 RH K10	2,622
CTT AS PER ISO NO.166 10X10 RH 55° P40	1,637	CTT AS PER ISO 6 NO.117 25X25X160 LH K10	2,622
CTT AS PER ISO 7 NO.150 25X16X160 RH K10	1,643	CTT AS PER ISO 6 NO.117 25X25X160 RH K10	2,622
CTT AS PER ISO NO.122 20X20X200 LH P30	1,717	CTT AS PER ISO 2 NO.111 25X25X165 LH P4	2,664
CTT AS PER ISO 6 NO.117 20X20X200 LH GR. P30	1,786	CTT AS PER ISO 2 NO.111 25X25X165 RH P40	2,664
CTT AS PER ISO 6 NO.117 20X20X10" length LH K20	1,798	CTT AS PER ISO 6 NO.117 25X25X165 LH P40	2,664
CTT AS PER ISO 6 NO.117 20X20X10"Length RH K20	1,798	CTT AS PER ISO 6 NO.117 25X25X165 RH P40	2,664
CTT AS PER ISO NO.166 12X12 RH 55° GR.P4	1,852	CTT AS PER ISO NO.165 25 X25ST GR.K20	2,762
CTT AS PER ISO NO.165 20 X20ST GR.K20	1,859	CTT AS PER ISO NO.165 25 X25ST GR.P30	2,762
CTT AS PER ISO NO.165 20 X20ST GR.P30	1,859	CTT AS PER ISO NO.166 25X25 RH 55° P40	3,225
CTT AS PER ISO NO.165 20 X20ST GR.P40	1,859	CTT AS PER ISO NO.166 25X25X180 RH P30	3,387
CTT AS PER ISO NO.122 (IND1) 25X25 80DEG P30	1,973	CTT AS PER ISO NO.165 32 X32ST GR.P30	3,655
CTT AS PER ISO NO.166 16X16 RH 55° P40	2,008	CTT ISO 6 NO.117 32X32 RH GR.K20 C TIP	4,092
CTT AS PER ISO 6 NO.117 25X25 RH THM	2,375	CTT AS PER ISO 163 25X25X165 ST K10	4,119
CTT AS PER ISO 1 NO.110 25X25 RH GR.P10	2,422	CTT AS PER ISO NO.166 32X32X200 RH K20	5,034
CTT AS PER ISO NO.166 20X20 RH 55° P40	2,462	CTT AS PER ISO 9 NO.135 32X32X160 LH K20	5,771
CTT ISO 2 NO.111 25X25X170 RH P30	2,519	CTT AS PER ISO NO.163 50X50X200 ST K20	16,369

MATERIAL TO BE MACHINED

IDENTIFICATION COLOUR	DESIGNATION	MATERIAL TO BE MACHINED
Blue	P20	tip grade suitable for materials forming long chips at finishing to medium cutting conditions primary for carbon steel alloy steel and malleable cast iron in continuous cut. Suitable for Turning and milling applications.
	P30	tip grade Suitable for materials forming long chips at medium to low cutting conditions primary for carbon steel alloy steel and malleable cast iron under unfavourable conditions such as heat erogenous materials changing hardness or chip section. Suitable for Turning, milling and planning applications, intermittent turning or subjec to vibrations.
	P40	tip grade suitable for materials forming large chip section with possibility of using large rake angle for maching under unfavourable conditions Steel, steel casting with sand inclusions or shrinkage cavities Machining Conditions Turning, Planning & Shapping-Low cutting speed, , such as heat erogenous materials, changing hardness or chip sections, intermillent turning or subject to vibrations; and work on automatic machines.
Red	K05	Tip grade is suitable for finishing to general machining of most workpiece materials at higher speeds. Excellent for machining most steels, stainless steels, cast irons, non-ferrous materials and super alloys under stable conditions. Tough substrate and improved adhesion of thick coating show superior wear resistance.
	K10	Tip grade suitable for Grey cast iron of hardness more than 220 HB, Malleable cast iron forming short chips, Tempered steel, Cast Aluminium and Aluminium alloys containing silicon, copper alloys, plastics, glass, hard rubber, hard carboard, porcelain, stone. Machining Conditions Turning, Milling, Boring, Scraping
	K20	Tip grade suitable for Grey cast iron of hardness up to 220 HB, Non-ferrous metals, such as Copper, Brass, . Wrought Aluminium, Laminated wood of abrasive type . Machining Conditions Turning, Milling, planning, requiring high toughness.

TUNGSTEN CARBIDE ROTARY BURRS (TCRB)

INTRODUCTION

Miranda Tungsten Carbide Burrs are designed for removing burrs created post machining and for removal of extra material of virtually any strength; the superior performance reflects due to premium grade of carbide & specially design geometry.



FEATURES & BENEFITS






- ▶ Provides smooth operating behaviour
- ▶ Prevents chatter marks on account of better chip evacuation
- ▶ lowest runout
- ▶ Better chip evacuation
- ▶ Available in Uncoated and TiN Coated



- Shank Dia : 3 mm & 6 mm
- Various shapes like conical, cylindrical, cone, flame, oval, RIM, ball, tree etc are available to cater wide range of application

[BACK TO CONTENT PAGE](#)

TUNGSTEN CARBIDE ROTARY BURRS

SHAPE	MIRANDA CODE	DESCRIPTION HEAD DIA X HEAD LENGTH X OAL LENGTH X SHANK DIA	PRICE (RS)/NO			
			STANDARD CUT	DOUBLE CUT	STANDARD CUT TIN COATED	
CONICAL 	MAM1	3MM X 11MM X 38MM X 3SHK	827	853	911	
	MAM2	6MM X 11MM X 38MM X 3SHK	1,083	1,115	1,195	
	AM1	6MM X 19MM X 60MM X 6SHK	1,284	1,240	1,412	
	AM2	10MM X 20MM X 70MM X 6SHK	1,284	1,323	1,412	
	AM3	12MM X 25MM X 75MM X 6SHK	1,765	1,819	1,940	
	AM4	10MM X 12MM X 60MM X 6SHK	1,338	1,378	1,469	
	AM5	16MM X 13MM X 63MM X 6SHK	1,927	1,984	2,170	
	AM6	16MM X 16MM X 66MM X 6SHK	1,927	1,984	2,170	
CYLINDRICAL RADIUS END 	MBM1	3MM X 16MM X 38MM X 3SHK	827	853	911	
	MBM2	6MM X 13MM X 38MM X 3SHK	1,083	1,115	1,195	
	BM1	6MM X 20MM X 50MM X 6SHK	1,300	1,338	1,426	
	BM2	8MM X 20MM X 70MM X 6SHK	1,256	1,338	1,426	
	BM3	10MM X 20MM X 70MM X 6SHK	1,568	1,616	1,725	
	BM4	12MM X 20MM X 70MM X 6SHK	2,023	2,084	2,267	
	BM5	16MM X 25MM X 75MM X 6SHK	3,094	3,489	3,463	
	BM6	12MM X 25MM X 75MM X 6SHK	2,808	2,893	3,151	
CYLINDRICAL 	MCM1	3MM X 16MM X 38MM X 3SHK	827	853	911	
	MCM2	6MM X 6MM X 38MM X 3SHK	930	957	1,026	
	MCM3	6MM X 13MM X 38MM X 3SHK	1,083	1,115	1,195	
	CM1	4MM X 15MM X 50MM X 6SHK	1,083	1,115	1,195	
	CM2	6MM X 20MM X 60MM X 6SHK	1,243	1,281	1,369	
	CM3	8MM X 20MM X 70MM X 6SHK	1,412	1,455	1,554	
	CM4	10MM X 20MM X 70MM X 6SHK	1,554	1,698	1,711	
	CM5	12MM X 20MM X 70MM X 6SHK	1,954	2,250	2,183	
	CM6	16MM X 25MM X 75MM X 6SHK	3,132	3,225	3,504	
	CM7	12MM X 16MM X 65MM X 6SHK	1,907	1,966	2,183	
	CM8	12MM X 25MM X 75MM X 6SHK	3,094	3,188	3,463	
	FLAME 	FM1	6MM X 15MM X 50MM X 6SHK	1,243	*	1,369
		FM2	8MM X 20MM X 70MM X 6SHK	1,284	*	1,412
		FM3	10MM X 25MM X 65MM X 6SHK	2,536	*	2,837
FM4		12MM X 32MM X 82MM X 6SHK	3,046	*	3,439	
CONE RADIUS 	MKM1	3MM X 8MM X 38MM X 3SHK	827	*	911	
	MKM2	6MM X 12MM X 38MM X 3SHK	1,083	*	1,195	
	KM1	10MM X 20MM X 65MM X 6SHK	1,216	*	1,338	
	KM2	12MM X 20MM X 70MM X 6SHK	2,023	*	2,267	
	KM3	16MM X 33MM X 75MM X 6SHK	2,794	*	3,121	

[BACK TO CONTENT PAGE](#)

* Please contact our team for prices

TUNGSTEN CARBIDE ROTARY BURRS

SHAPE	MIRANDA CODE	DESCRIPTION HEAD DIA X HEAD LENGTH X OAL LENGTH X SHANK DIA	PRICE (RS)/NO		
			STANDARD CUT	DOUBLE CUT	STANDARD CUT TIN COATED
OVAL 	MOM1	3MM X 8MM X 38MM X 3SHK	827	853	911
	MOM2	6MM X 10MM X 38MM X 3SHK	1,083	1,115	1,195
	OM1	8MM X 14MM X 60MM X 6SHK	1,383	1,425	1,526
	OM2	12MM X 20MM X 70MM X 6SHK	2,023	2,084	2,267
	OM3	16MM X 25MM X 75MM X 6SHK	3,121	3,374	3,492
	OM4	6MM X 10MM X 60MM X 6SHK	1,383	1,425	1,526
RIM 	RM1	10MM X 2MM X 50MM X 6SHK	1,216	*	1,338
	RM2	20MM X 6MM X 60MM X 6SHK	2,279	*	2,509
	RM3	12MM X 10MM X 60MM X 6SHK	2,023	*	2,226
BALL 	MSM1	4MM X 3MM X 38MM X 3SHK	960	*	1,054
	MSM2	5MM X 4MM X 38MM X 3SHK	1,001	*	1,101
	SM1	6MM X 5MM X 50MM X 6SHK	1,195	*	1,312
	SM2	8MM X 7MM X 50MM X 6SHK	1,257	1,336	1,383
	SM3	10MM X 9MM X 60MM X 6SHK	1,257	*	1,383
	SM4	12MM X 11MM X 60MM X 6SHK	1,578	*	1,734
	SM5	16MM X 14MM X 65MM X 6SHK	2,136	*	2,396
TREE POINTED END 	MTM1	3MM X 13MM X 38MM X 3SHK	827	853	911
	MTM2	3MM X 16MM X 38MM X 3SHK	827	853	911
	MTM3	6MM X 13MM X 38MM X 3SHK	1,083	1,115	1,195
	TM1	6MM X 20MM X 70MM X 6SHK	1,309	1,347	1,439
	TM2	10MM X 20MM X 70MM X 6SHK	1,568	1,616	1,725
	TM3	12MM X 25MM X 75MM X 6SHK	1,880	1,984	2,071
	TM4	16MM X 30MM X 80MM X 8SHK	2,794	2,877	3,121
TREE RADIUS END 	TBM1	6MM X 20MM X 70MM X 6SHK	1,312	*	1,439
	TBM2	10MM X 20MM X 70MM X 6SHK	1,568	*	1,725
	TBM3	12MM X 25MM X 75MM X 6SHK	1,981	*	2,226
INVERTED CONE 	MIM1	3MM X 8MM X 38MM X 3SHK	827	*	911
	MIM2	6MM X 8MM X 38MM X 3SHK	930	*	*
SET OF 5 PIECES		AM3,BM4,CM5,TM3,SM4	*	*	10,006

[BACK TO CONTENT PAGE](#)

* Please contact our team for prices

CUSTOMISED TCRB

Product Description	PRICE (RS/NO)
Rotary Burr Tree Pointed End MTM1 Long-3x13x75x3 S	918
Rotary Burr Cylindrical Radius 4X18X51X4 STD.CUT	932
Rotary Burr Cylindrical Std. MCM1 DOUBLE CUT 3X14X38X3 (TIN)	1,002
Rotary Burr Cylindrical Radius 5X19X50X5 STD.CUT	1,070
Rotary Burr Tree Radius End MTB2 DOUBLE CUT 5X12.7X38X5 (TIN)	1,131
Rotary Burr Tree Pointed End TM1X125 LONG STD	1,144
Rotary Burr Cylindrical Radius CYLINDRICAL RADIUS END BM2 -K20 STD	1,256
ROTARY BURR Standard Cut Uncoated Ball SM2(8X 60) - Special	1,257
Rotary Burr Cone Radius KM1-10X20X65X6-18T	1,277
Rotary Burr Cylindrical Radius MBM2 DOUBLE CUT 5X12.7X38X4 (TIN)	1,314
Rotary Burr Cylindrical Std. MCM3 DOUBLE CUT 5X12.7X38X3 (TIN)	1,314
Rotary Burr Cylindrical Radius BM2 - 8 X 20 X 125 X 6 SPL . CUT	1,381
Rotary Burr Conical AM1 DOUBLE CUT (TIN)	1,412
Rotary Burr Cylindrical Radius CYLINDRICAL RADIUS BM2 DIAMOND CUT	1,465
ROTARY BURR Standard Cut Uncoated CONICAL AM3-12.7 20TEETH - Special	1,765
Rotary Burr Tree Pointed End TM3-K20/20T STD. C	1,880
Rotary Burr Tree Pointed End TM2X125 LONG STD.	1,915
ROTARY BURR Standard Cut Uncoated Cone Radius KM2 - Special	2,023
Rotary Burr Cylindrical Radius BM3 LONG 10 MM X 20 MM X 200 MM X 6	2,040
Rotary Burr Tree Pointed End TM3-K20/20T STD. C	2,044
Rotary Burr Tree Radius End TBM3 DOUBLE CUT 12.7X25X69X6 (TIN)	2,448
Rotary Burr Cylindrical Radius BM4 LONG 12MM X 20MM X 200MM X 6SHK	2,994
ROTARY BURR Standard Cut Uncoated Ball BALL 30X28X70X8SH - Special	25,000

[BACK TO CONTENT PAGE](#)

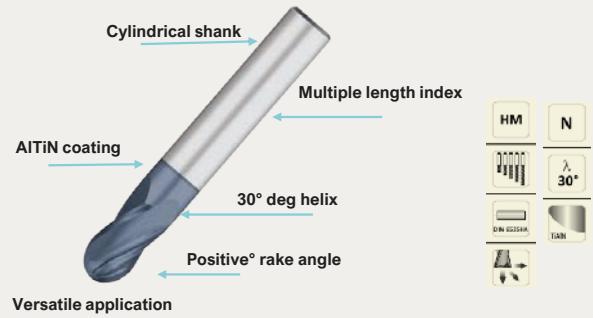
* Please contact our team for prices

Solid Carbide Endmill Maxx series

Maxx series for Hardness < 45HRc


Maxx Series Up to 45HRc General purpose PMK

- EM 0.5 to 25mm Maxx EM (2FL & 4FL) Std , long , Ex long
- Ball EM 1.0 to 20mm Maxx series (2FL & 4FL, Std, Long & ex long
- 4FL & 2FL for various milling operation
- Optimised flute design for easy chip evacuation
- AlTiN coating for heat stability and oxidation resistance
- Suitable for dry machining in ISO P and K
- Material Group PMK Versatile



Solid Carbide Drills

- Wide range diameters in Jobber & Stub series range - 1.0 mm to 20.0 mm
- Coating upgraded from TiAlN to AlTiN, and the higher Al content increased wear resistance at elevated temperatures.
- Point angle 140 deg, lower cutting forces
- Suitable to use at higher cutting speeds
- Self-centering geometry for improved hole position in CNC and conventional machines
- High-quality, precise holes at high speeds and feeds
- Long tool life due to reinforced core design.
- Shank DIN 338 & DIN1897
- Material group (WMG) PMK Versatile application



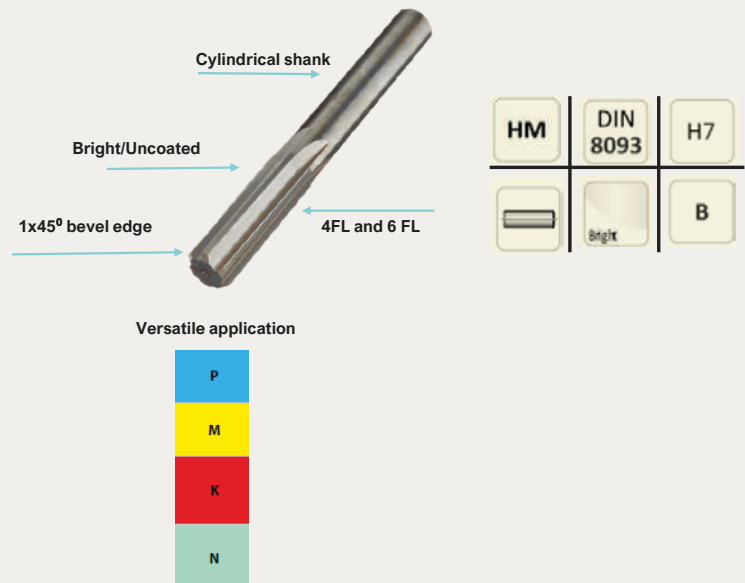
[BACK TO CONTENT PAGE](#)

Solid Carbide Reamers

- 4 Flute type - SCREAHU4 (3.0 mm to 6.0 mm)
- 6 Flute type - SCREAHU6 (8.0 mm to 13.0 mm)

Feature & benefits

- Bevel angle 45 Deg *1 mm for better surface finish
- Bright for the sharpest edges
- Straight flute machine reamer
- HA shank
- Material group (WMG) PMKN Versatile application
- Non-through coolant

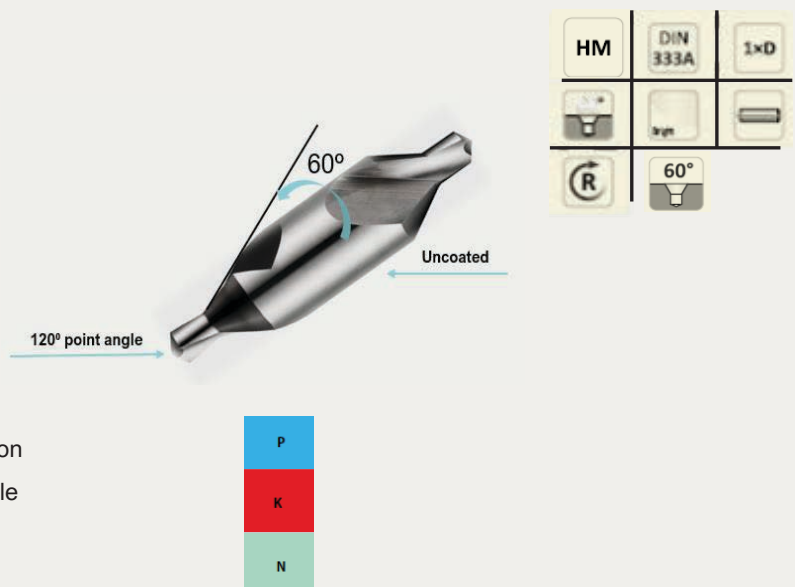


Solid Carbide Centre drills

- DIN333 Type A - (Dia 2 mm to 8 mm)
- BS328 Type A - (BS1 to BS6)

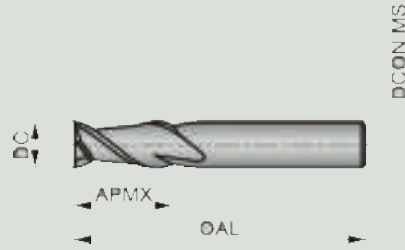
Feature & benefits

- Solid carbide for the best productivity
- Bright coated for the sharpest cutting edges
- Suitable for PKN work materials- Versatile application
- Type A 60 deg countersink with 120 deg point angle
- 2 edges per tool– economic and precise holes



2 FLUTE SOLID CARBIDE END MILL

2-flute with variety of length design square type with 35° helix & 10° rake design for milling standrad slots. AlTiN coating improves performance in wide range of applications with h10 tolerance.

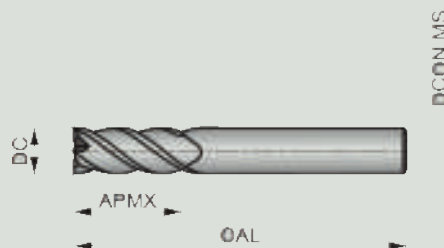


DC (MM)	DCON MS (MM)	APMX (MM)	OAL (MM)	PRICE (RS/NO)
0.50	4	1.00	50	3,188
0.60	4	1.20	50	3,188
0.70	4	1.40	50	3,188
0.80	4	1.60	50	3,188
0.90	4	1.80	50	3,188
1.00	3	3.00	38	1,906
1.00	4	3.00	50	1,906
1.50	3	6.00	38	1,906
1.50	4	4.00	50	1,906
2.00	3	9.00	38	1,906
2.00	4	6.00	50	1,906
2.50	3	9.00	38	1,906
3.00	3	12.00	38	1,906

DC (MM)	DCON MS (MM)	APMX (MM)	OAL (MM)	PRICE (RS/NO)
3.50	4	14.00	50	2,358
4.00	4	14.00	50	2,358
4.50	5	16.00	50	2,963
5.00	5	20.00	50	2,963
5.50	6	20.00	50	3,091
6.00	6	20.00	60	3,091
8.00	8	20.00	60	3,423
10.00	10	25.00	75	6,513
12.00	12	25.00	75	7,553
14.00	14	25.00	75	13,265
16.00	16	32.00	89	14,335
20.00	20	38.00	100	30,464

4 FLUTE SOLID CARBIDE END MILL STANDARD

4-flute standard length design square type with 35° helix & 10° rake designed for multi applications. AlTiN coating improves performance in wide range of applications with h10 tolerance.



DC (MM)	DCON MS (MM)	APMX (MM)	OAL (MM)	PRICE (RS/NO)
1.00	3	3.00	38	1,906
1.50	3	6.00	38	1,906
2.00	3	9.00	38	1,906
2.50	3	9.00	38	1,906

DC (MM)	DCON MS (MM)	APMX (MM)	OAL (MM)	PRICE (RS/NO)
3.00	3	12.00	38	1,906
3.00	6	20.00	60	1,906
3.50	4	14.00	50	2,358
4.00	4	14.00	50	2,358

[BACK TO CONTENT PAGE](#)


* Please contact our team for prices

DC (MM)	D CON MS (MM)	APMX (MM)	OAL (MM)	PRICE (RS/NO)
4.50	5	16.00	50	2,963
5.00	5	20.00	50	2,963
5.50	6	20.00	50	3,091
6.00	6	20.00	60	3,091
7.00	7	20.00	60	3,423
7.00	8	30.00	83	3,595
8.00	8	20.00	60	3,595
9.00	9	25.00	75	6,513
9.00	10	35.00	89	6,839
10.00	10	25.00	75	6,839
10.50	12	25.00	75	7,553
11.00	12	25.00	75	7,553
11.50	12	25.00	75	7,553
12.00	12	25.00	75	7,553

DC (MM)	D CON MS (MM)	APMX (MM)	OAL (MM)	PRICE (RS/NO)
12.50	13	25.00	75	13,265
13.00	14	25.00	75	13,265
14.00	14	25.00	75	13,265
15.00	16	32.00	89	14,335
16.00	16	32.00	100	18,058
17.00	17	38.00	102	25,528
18.00	18	38.00	100	25,528
18.00	20	38.00	100	25,528
19.00	20	38.00	102	30,464
20.00	20	38.00	100	30,464
22.00	22	40.00	100	40,557
24.00	24	40.00	100	51,520
25.00	25	40.00	100	51,520

4 FLUTE SOLID CARBIDE END MILL LONG

4-flute long length design square type with 35° helix & 10° rake designed for multi applications. AlTiN coating improves performance in wide range of applications with h10 tolerance.



DC (MM)	D CON MS (MM)	APMX (MM)	OAL (MM)	PRICE (RS/NO)
1.00	4	3.00	50	1,795
3.00	3	20.00	60	3,426
4.00	4	20.00	75	3,866
5.00	5	25.00	75	4,308

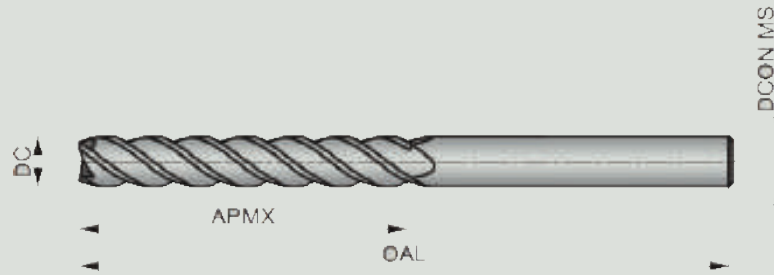
DC (MM)	D CON MS (MM)	APMX (MM)	OAL (MM)	PRICE (RS/NO)
6.00	6	30.00	75	4,495
8.00	8	40.00	100	5,002
10.00	10	40.00	100	7,891
12.00	12	50.00	100	11,310

[BACK TO CONTENT PAGE](#)

* Please contact our team for prices

4 FLUTE SOLID CARBIDE END MILL EXTRA LONG

4-flute extra long length design square type with 35° helix & 10° rake designed for multi applications. AlTiN coating improves performance in wide range of applications with h10 tolerance.

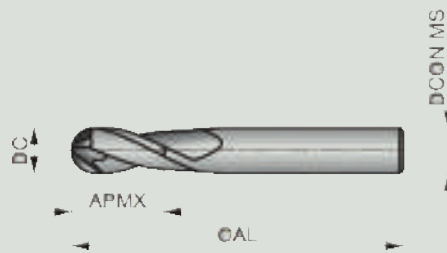


DC (MM)	DCON MS (MM)	APMX (MM)	OAL (MM)	PRICE (RS/NO)
3.00	3	20.00	75	3,769
4.00	4	40.00	100	4,979
5.00	5	40.00	100	4,979
6.00	6	40.00	150	5,264
8.00	8	70.00	150	11,989
10.00	10	75.00	150	18,013

DC (MM)	DCON MS (MM)	APMX (MM)	OAL (MM)	PRICE (RS/NO)
12.00	12	75.00	150	22,096
14.00	14	75.00	150	28,376
16.00	16	75.00	150	33,149
18.00	18	75.00	150	41,590
20.00	20	100.00	150	55,137

2 FLUTE SOLID CARBIDE BALL NOSE END MILL STANDARD

2-flute standard length design ball nose with 30° helix & 10° rake designed for contouring applications. AlTiN coating improves performance in wide range of applications with h10 tolerance.



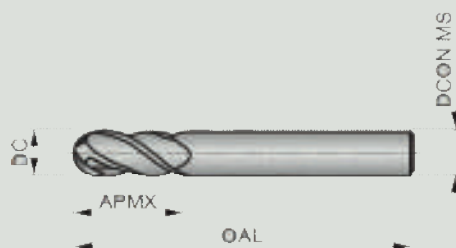
DC (MM)	DCON MS (MM)	APMX (MM)	OAL (MM)	PRICE (RS/NO)
1.00	3	9.00	38	2,408
1.50	3	9.00	38	2,408
2.00	3	9.00	38	2,408
2.50	3	9.00	38	2,408
3.00	3	9.00	38	2,408
4.00	4	14.00	50	2,830
5.00	5	16.00	50	3,563

DC (MM)	DCON MS (MM)	APMX (MM)	OAL (MM)	PRICE (RS/NO)
6.00	6	20.00	60	3,715
8.00	8	20.00	60	4,189
10.00	10	25.00	75	7,807
12.00	12	25.00	75	9,077
16.00	16	40.00	100	17,233
20.00	20	40.00	100	36,559

[BACK TO CONTENT PAGE](#)

4 FLUTE SOLID CARBIDE BALL NOSE END MILL STANDARD

4-flute standard length design ball nose with 30° helix & 10° rake designed for contouring applications. AlTiN coating improves performance in wide range of applications with h10 tolerance.




DC (MM)	DCON MS (MM)	APMX (MM)	OAL (MM)	PRICE (RS/NO)
1.00	3	3.00	38	2,408
1.50	3	5.00	38	2,408
2.00	3	7.00	38	2,408
2.50	3	7.00	38	2,408
3.00	3	9.00	38	2,408
4.00	4	14.00	50	2,830
5.00	5	16.00	50	3,563
6.00	6	20.00	60	3,715
7.00	7	20.00	60	4,189

DC (MM)	DCON MS (MM)	APMX (MM)	OAL (MM)	PRICE (RS/NO)
8.00	8	20.00	60	4,189
9.00	10	25.00	70	7,786
10.00	10	25.00	75	7,807
12.00	12	25.00	75	9,077
14.00	14	25.00	75	15,913
16.00	16	32.00	89	17,233
18.00	18	38.00	102	25,383
20.00	20	38.00	102	36,559

4 FLUTE SOLID CARBIDE BALL NOSE END MILL LONG

4-flute long length design ball nose with 30° helix & 10° rake designed for contouring applications. AlTiN coating improves performance in wide range of applications with h10 tolerance.




DC (MM)	DCON MS (MM)	APMX (MM)	OAL (MM)	PRICE (RS/NO)
3.00	3	20.00	75	4,108
4.00	4	20.00	75	4,646
5.00	6	30.00	75	5,165
6.00	6	30.00	75	5,400
8.00	8	29.00	100	5,941

DC (MM)	DCON MS (MM)	APMX (MM)	OAL (MM)	PRICE (RS/NO)
10.00	10	40.00	100	9,476
12.00	12	50.00	100	13,554
16.00	16	50.00	100	39,783
20.00	20	75.00	150	66,166

[BACK TO CONTENT PAGE](#)

4 FLUTE SOLID CARBIDE BALL NOSE END MILL EXTRA LONG

4-flute extra long length design ball nose with 30° helix & 10° rake designed for contouring applications. AlTiN coating improves performance in wide range of applications with h10 tolerance.



DC (MM)	DCON MS (MM)	APMX (MM)	OAL (MM)	PRICE (RS/NO)
3.00	3	20.00	60	4,108
6.00	6	50.00	100	5,723
8.00	8	40.00	100	12,069
10.00	10	75.00	150	21,620

DC (MM)	DCON MS (MM)	APMX (MM)	OAL (MM)	PRICE (RS/NO)
12.00	12	75.00	150	26,519
14.00	14	75.00	150	26,519
16.00	16	75.00	150	27,348
18.00	18	75.00	150	47,255

CUSTOMISED SOLID CARBIDE ENDMILLS

PRODUCT DESCRIPTION	PRICE (RS)/NO
SCEM 1.0X3XD4X50 4F For TITANIUM	2,595
SCEM 4X25X74X4 CR.1.0 4FL TIALN	5,109
HP SCEM 7X12X50X8 CR.1.5-TIALN COATED	4,553
SCEM 8X16X100X8 CR0.5 4F-60 HRC	12,266
SCEM10X20X100X10 CR0.5 4F-60 HRC	14,875
SCEM 12X25X75X12 CR.0.40 4FL TIALN	9,560

PRODUCT DESCRIPTION	PRICE (RS)/NO
SCEM 12X25X100X12 CR0.5 4F-60 HRC	18,106
SCEM 15 X 40 X 100 X 15SHK X 4FL TIALN	27,180
Maxxpro EM 4x6x10x55 4F-65 HRC	6,912
Maxxpro EM 8x8x20x65 4F-65 HRC	8,910
Maxxpro EM 10x10x25x75 4F-65 HRC	13,280

PREMIUM MAXX PRO SOLID CARBIDE ENDMILLS

Maxx Pro Series

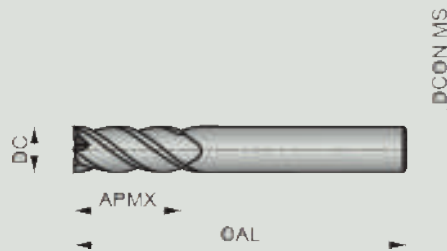
- End Mill 1.0 to 16mm Maxx Pro EM 4FL Std & long
- Ball End Mill 1.0 to 16 mm Maxx Pro (2FL & 4FL, Std, Long & ex long)
- AlTiSiN coating for extreme hardness and wear resistance
- Suitable for dry milling
- Variable flute indexing for improving wall finish
- Optimised geometry for plunging and interpolation
- Material (WGM) H

Maxx Pro series 45-60HRC



4 FLUTE SC SQ. END MILL MAXX PRO - STANDARD LENGTH (45 TO 60 HRC)

4-flute standard length design square type endmill with unequal helix & 6° rake designed for contouring applications. AlTiSiN coating increases tool life when machining hardened materials from 45 to 60 HRC.



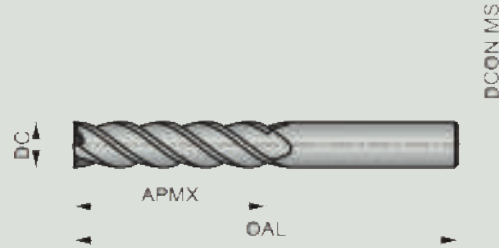
DIA (MM)	SH.DIA	FL	OAL	PRICE (RS)/NO	DIA (MM)	SH.DIA	FL	OAL	PRICE (RS)/NO
1.00	4	3.00	50	2,830	5.00	6	13.00	50	4,286
1.50	4	4.00	50	2,830	6.00	6	15.00	55	4,619
2.00	4	6.00	50	4,286	8.00	8	20.00	60	6,206
2.50	4	6.00	50	4,286	10.00	10	25.00	75	9,686
3.00	4	8.00	50	4,286	12.00	12	28.00	85	12,727
4.00	4	11.00	50	4,286	16.00	16	32.00	100	18,044

[BACK TO CONTENT PAGE](#)

* Please contact our team for prices

4 FLUTE SC SQ. END MILL MAXX PRO - LONG LENGTH (45 TO 60 HRC)

4-flute long length design square type endmill with unequal helix & 6° rake designed for contouring applications. AlTiSiN coating increases tool life when machining hardened materials from 45 to 60 HRC.




DC (MM)	DCON MS (MM)	APMX (MM)	OAL (MM)	PRICE (RS/NO)
4.00	4	11.00	75	6,235
5.00	6	13.00	75	6,250
6.00	6	15.00	75	6,512
8.00	8	20.00	100	11,047

DC (MM)	DCON MS (MM)	APMX (MM)	OAL (MM)	PRICE (RS/NO)
10.00	10	25.00	100	12,723
12.00	12	30.00	100	18,186
16.00	16	50.00	150	39,468

2 FLUTE SC BALL NOSE MAXX PRO - STANDARD LENGTH (45 TO 60 HRC)

2-flute standard length design ball nose with unequal helix & 6° rake designed for contouring applications. AlTiSiN coating increases tool life when machining hardened materials from 45 to 60 HRC.



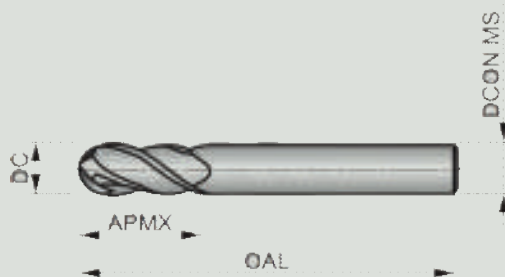
DC (MM)	DCON MS (MM)	APMX (MM)	OAL (MM)	PRICE (RS/NO)
2.00	4	8.00	50	3,884
3.00	4	6.00	50	3,884
4.00	4	8.00	50	3,884
5.00	6	10.00	50	7,934

DC (MM)	DCON MS (MM)	APMX (MM)	OAL (MM)	PRICE (RS/NO)
6.00	6	12.00	50	7,934
8.00	8	16.00	60	10,163
10.00	10	20.00	75	15,038
12.00	12	25.00	75	20,179

[BACK TO CONTENT PAGE](#)

4 FLUTE SC BALL NOSE MAXX PRO - STANDARD LENGTH (45 TO 60 HRC)


4-flute standard length design ball nose with unequal helix & 6° rake designed for contouring applications. AlTiSiN coating increases tool life when machining hardened materials from 45 to 60 HRC.



DC (MM)	DCON MS (MM)	APMX (MM)	OAL (MM)	PRICE (RS/NO)	DC (MM)	DCON MS (MM)	APMX (MM)	OAL (MM)	PRICE (RS/NO)
1.00	4	2.00	50	4,079	5.00	6	10.00	50	5,119
1.50	4	3.00	50	4,079	6.00	6	12.00	50	5,119
2.00	4	4.00	50	4,079	8.00	8	16.00	60	7,456
2.50	4	5.00	50	4,079	8.00	8	16.00	75	8,665
3.00	4	6.00	50	4,079	10.00	10	20.00	75	10,936
4.00	4	8.00	50	4,079	12.00	12	25.00	75	14,673

4 FLUTE SC BALL NOSE MAXX PRO - LONG LENGTH (45 TO 60 HRC)

4-flute long design ball nose with unequal helix & 6° rake designed for contouring applications. AlTiSiN coating increases tool life when machining hardened materials from 45 to 60 HRC.

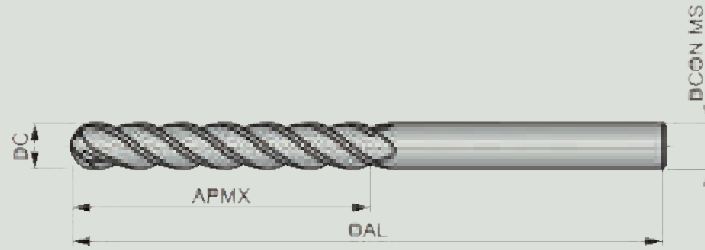


DC (MM)	DCON MS (MM)	APMX (MM)	OAL (MM)	PRICE (RS/NO)	DC (MM)	DCON MS (MM)	APMX (MM)	OAL (MM)	PRICE (RS/NO)
4.00	4	10.00	75	6,449	10.00	10	20.00	100	15,070
5.00	6	10.00	75	6,824	12.00	12	25.00	100	18,493
6.00	6	12.00	75	6,824	16.00	16	40.00	150	46,530
8.00	8	16.00	100	10,196					

[BACK TO CONTENT PAGE](#)

4 FLUTE SC BALL NOSE MAXX PRO - EXTRA LONG LENGTH (45 TO 60 HRC)

4-flute extra long design ball nose with unequal helix & 6° rake designed for contouring applications. AlTiSiN coating increases tool life when machining hardened materials from 45 to 60 HRC.

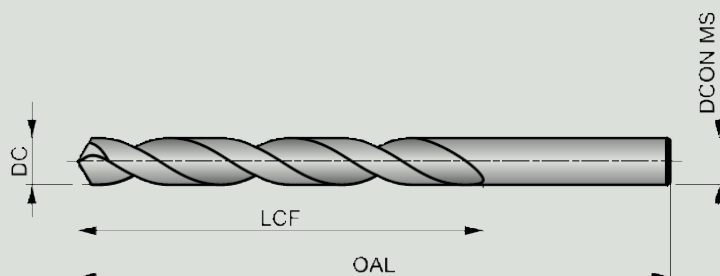


DC (MM)	DCON MS (MM)	APMX (MM)	OAL (MM)	PRICE (RS/NO)
4.00	4	8.00	100	6,603
6.00	6	12.00	100	7,459
6.00	6	30.00	150	11,190

DC (MM)	DCON MS (MM)	APMX (MM)	OAL (MM)	PRICE (RS/NO)
8.00	8	16.00	150	13,475
10.00	10	40.00	150	18,408
12.00	12	40.00	150	23,093

SOLID CARBIDE JOBBER DRILL

Miranda Maxx Solid Carbide Jobber Drills are designed to deliver exceptional performance in high-speed machining applications. Featuring a 140° point angle, these drills ensure superior centering and reduced thrust force, making them ideal for wide drilling application. AlTiN coating enhances thermal stability, wear resistance and extending tool life.



DC (MM)	DCON MS (MM)	LCF (MM)	OAL (MM)	LS (MM)	PRICE (RS/NO)
1.00	1.00	12.0	32.0	20.0	1,639
1.10	1.10	14.0	36.0	22.0	1,760
1.20	1.20	16.0	38.0	22.0	1,760
1.30	1.30	16.0	38.0	22.0	1,760
1.40	1.40	18.0	40.0	22.0	1,760
1.50	1.50	18.0	40.0	22.0	1,760
1.60	1.60	20.0	43.0	23.0	2,014
1.70	1.70	20.0	43.0	23.0	2,014
1.80	1.80	22.0	46.0	24.0	2,014
1.90	1.90	22.0	46.0	24.0	2,014
2.00	2.00	24.0	49.0	25.0	2,014
2.10	2.10	24.0	49.0	25.0	2,014
2.20	2.20	27.0	53.0	26.0	2,014
2.30	2.30	27.0	53.0	26.0	2,014
2.40	2.40	30.0	57.0	27.0	2,014
2.50	2.50	30.0	57.0	27.0	2,014
2.60	2.60	30.0	57.0	27.0	2,254
2.70	2.70	33.0	61.0	28.0	2,254
2.80	2.80	33.0	61.0	28.0	2,254
2.90	2.90	33.0	61.0	28.0	2,254
3.00	3.00	33.0	61.0	28.0	2,254
3.10	3.10	36.0	65.0	29.0	2,449
3.20	3.20	36.0	65.0	29.0	2,452
3.30	3.30	36.0	65.0	29.0	2,452

DC (MM)	DCON MS (MM)	LCF (MM)	OAL (MM)	LS (MM)	PRICE (RS/NO)
3.40	3.40	39.0	70.0	31.0	2,452
3.50	3.50	39.0	70.0	31.0	2,452
3.60	3.60	39.0	70.0	31.0	3,017
3.70	3.70	39.0	70.0	31.0	3,017
3.80	3.80	43.0	75.0	32.0	3,017
3.90	3.90	43.0	75.0	32.0	3,017
4.00	4.00	43.0	75.0	32.0	3,017
4.10	4.10	43.0	75.0	32.0	3,232
4.20	4.20	43.0	75.0	32.0	3,232
4.30	4.30	24.0	58.0	34.0	3,232
4.40	4.40	47.0	80.0	33.0	3,232
4.50	4.50	47.0	80.0	33.0	3,232
4.60	4.60	47.0	80.0	33.0	3,700
4.70	4.70	47.0	80.0	33.0	3,700
4.80	4.80	47.0	80.0	33.0	3,700
4.90	4.90	52.0	86.0	34.0	3,700
5.00	5.00	52.0	86.0	34.0	3,700
5.10	5.10	52.0	86.0	34.0	4,285
5.20	5.20	52.0	86.0	34.0	4,285
5.30	5.30	52.0	86.0	34.0	4,285
5.40	5.40	57.0	93.0	36.0	4,285
5.50	5.50	57.0	93.0	36.0	4,285
5.60	5.60	57.0	93.0	36.0	4,456
5.70	5.70	57.0	93.0	36.0	4,456

[BACK TO CONTENT PAGE](#)

* Please contact our team for prices

DC (MM)	DCON MS (MM)	LCF (MM)	OAL (MM)	LS (MM)	PRICE (RS/NO)
5.80	5.80	57.0	93.0	36.0	4,456
5.90	5.90	57.0	93.0	36.0	4,456
6.00	6.00	57.0	93.0	36.0	4,456
6.10	6.10	63.0	101.0	38.0	5,018
6.20	6.20	63.0	101.0	38.0	5,018
6.30	6.30	63.0	101.0	38.0	5,018
6.40	6.40	63.0	101.0	38.0	5,018
6.50	6.50	63.0	101.0	38.0	5,018
6.60	6.60	63.0	101.0	38.0	5,494
6.70	6.70	69.0	109.0	40.0	5,494
6.80	6.80	69.0	109.0	40.0	5,494
6.90	6.90	69.0	109.0	40.0	5,494
7.00	7.00	69.0	109.0	40.0	5,494
7.10	7.10	69.0	109.0	40.0	5,998
7.20	7.20	69.0	109.0	40.0	5,998
7.30	7.30	69.0	109.0	40.0	5,998
7.40	7.40	69.0	109.0	40.0	5,998
7.50	7.50	69.0	109.0	40.0	5,998
7.60	7.60	75.0	117.0	42.0	6,764
7.70	7.70	75.0	117.0	42.0	6,764
7.80	7.80	75.0	117.0	42.0	6,764
7.90	7.90	75.0	117.0	42.0	6,764
8.00	8.00	75.0	117.0	42.0	6,764
8.10	8.10	75.0	117.0	42.0	7,410
8.20	8.20	75.0	117.0	42.0	7,410
8.30	8.30	75.0	117.0	42.0	7,410
8.40	8.40	75.0	117.0	42.0	7,410
8.50	8.50	75.0	117.0	42.0	7,410
8.60	8.60	81.0	125.0	44.0	8,407
8.70	8.70	81.0	125.0	44.0	8,407
8.80	8.80	81.0	125.0	44.0	8,407
8.90	8.90	81.0	125.0	44.0	8,407
9.00	9.00	81.0	125.0	44.0	8,407
9.10	9.10	81.0	125.0	44.0	9,599
9.20	9.20	81.0	125.0	44.0	9,599
9.30	9.30	81.0	125.0	44.0	9,599
9.40	9.40	81.0	125.0	44.0	9,773
9.50	9.50	81.0	125.0	44.0	9,773
9.60	9.60	87.0	133.0	46.0	11,019
9.70	9.70	87.0	133.0	46.0	11,019
9.80	9.80	87.0	133.0	46.0	11,019

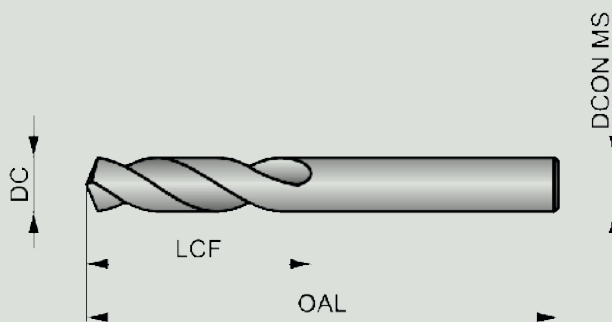
DC (MM)	DCON MS (MM)	LCF (MM)	OAL (MM)	LS (MM)	PRICE (RS/NO)
9.90	9.90	87.0	133.0	46.0	11,648
10.00	10.00	87.0	133.0	46.0	11,648
10.10	10.10	87.0	133.0	46.0	12,311
10.20	10.20	87.0	133.0	46.0	12,311
10.30	10.30	87.0	133.0	46.0	12,311
10.40	10.40	87.0	133.0	46.0	12,311
10.50	10.50	87.0	133.0	46.0	12,311
10.60	10.60	87.0	133.0	46.0	14,654
10.70	10.70	94.0	142.0	48.0	14,654
10.80	10.80	94.0	142.0	48.0	14,654
10.90	10.90	94.0	142.0	48.0	15,166
11.00	11.00	94.0	142.0	48.0	15,166
11.20	11.20	94.0	142.0	48.0	16,752
11.50	11.50	94.0	142.0	48.0	16,752
11.70	11.70	101.0	151.0	50.0	16,752
11.80	11.80	94.0	142.0	48.0	16,752
12.00	12.00	101.0	151.0	50.0	16,752
12.20	12.20	101.0	151.0	50.0	20,933
12.50	12.50	101.0	151.0	50.0	20,933
12.70	12.70	101.0	151.0	50.0	20,933
12.80	12.80	101.0	151.0	50.0	20,933
13.00	13.00	101.0	151.0	50.0	20,933
13.20	13.20	108.0	160.0	52.0	26,133
13.50	13.50	108.0	160.0	52.0	26,133
13.80	13.80	108.0	160.0	52.0	26,133
14.00	14.00	108.0	160.0	52.0	26,133
14.50	14.50	114.0	169.0	55.0	29,598
14.80	14.80	114.0	169.0	55.0	31,753
15.00	15.00	120.0	178.0	58.0	31,753
15.50	15.50	120.0	178.0	58.0	38,800
15.80	15.80	120.0	178.0	58.0	38,800
16.00	16.00	120.0	178.0	58.0	38,800
16.50	16.50	125.0	184.0	59.0	49,329
17.00	17.00	125.0	184.0	59.0	51,199
17.50	17.50	130.0	191.0	61.0	53,132
18.00	18.00	130.0	191.0	61.0	53,132
18.50	18.50	135.0	198.0	63.0	66,481
19.00	19.00	135.0	198.0	63.0	66,481
19.50	19.50	140.0	205.0	65.0	70,140
20.00	20.00	140.0	205.0	65.0	70,140

[BACK TO CONTENT PAGE](#)

* Please contact our team for prices

SOLID CARBIDE STUB DRILL

Miranda Maxx Solid Carbide Stub Drills are engineered for outstanding performance in high-speed machining environments. With a 140° point angle, they offer excellent centering capability and reduced cutting forces, making them suitable for a wide range of drilling operations. AlTiN coating enhances thermal stability, wear resistance and extending tool life.



DC (MM)	DCON MS (MM)	LCF (MM)	OAL (MM)	LS (MM)	PRICE (RS/NO)
1.00	1.00	6.0	26.0	20.0	1,505
1.10	1.10	7.0	28.0	21.0	1,732
1.20	1.20	8.0	30.0	22.0	1,732
1.30	1.30	8.0	30.0	22.0	1,732
1.40	1.40	9.0	32.0	23.0	1,732
1.50	1.50	9.0	32.0	23.0	1,732
1.60	1.60	10.0	34.0	24.0	1,732
1.70	1.70	11.0	36.0	25.0	1,812
1.90	1.90	12.0	38.0	26.0	1,812
2.00	2.00	12.0	38.0	26.0	1,850
2.10	2.10	12.0	38.0	26.0	1,850
2.20	2.20	13.0	40.0	27.0	1,850
2.30	2.30	13.0	40.0	27.0	1,850
2.40	2.40	14.0	43.0	29.0	1,850
2.50	2.50	14.0	43.0	29.0	1,850
2.60	2.60	14.0	43.0	29.0	1,850
2.70	2.70	16.0	46.0	30.0	1,850
2.80	2.80	16.0	46.0	30.0	1,864
2.90	2.90	16.0	46.0	30.0	1,864
3.00	3.00	16.0	46.0	30.0	2,070

DC (MM)	DCON MS (MM)	LCF (MM)	OAL (MM)	LS (MM)	PRICE (RS/NO)
3.10	3.10	18.0	49.0	31.0	2,136
3.20	3.20	18.0	49.0	31.0	2,136
3.30	3.30	18.0	49.0	31.0	2,136
3.40	3.40	20.0	52.0	32.0	2,136
3.50	3.50	20.0	52.0	32.0	2,136
3.60	3.60	20.0	52.0	32.0	2,241
3.70	3.70	20.0	52.0	32.0	2,241
3.80	3.80	22.0	55.0	33.0	2,241
3.90	3.90	22.0	55.0	33.0	2,241
4.00	4.00	22.0	55.0	33.0	2,629
4.10	4.10	22.0	55.0	33.0	2,629
4.20	4.20	22.0	55.0	33.0	2,928
4.30	4.30	24.0	58.0	34.0	2,928
4.40	4.40	24.0	58.0	34.0	2,928
4.50	4.50	24.0	58.0	34.0	2,928
4.60	4.60	24.0	58.0	34.0	2,928
4.70	4.70	24.0	58.0	34.0	2,928
4.80	4.80	26.0	62.0	36.0	3,221
4.90	4.90	26.0	62.0	36.0	3,221
5.00	5.00	26.0	62.0	36.0	3,221

- Price are subject to revision without any notice

[BACK TO CONTENT PAGE](#)

* Please contact our team for prices

DC (MM)	DCON MS (MM)	LCF (MM)	OAL (MM)	LS (MM)	PRICE (RS/NO)
5.10	5.10	26.0	62.0	36.0	3,812
5.20	5.20	26.0	62.0	36.0	3,812
5.30	5.30	26.0	62.0	36.0	3,812
5.40	5.40	28.0	66.0	38.0	3,812
5.50	5.50	28.0	66.0	38.0	3,812
5.60	5.60	28.0	66.0	38.0	3,879
5.70	5.70	28.0	66.0	38.0	3,879
5.80	5.80	28.0	66.0	38.0	3,879
5.90	5.90	28.0	66.0	38.0	3,879
6.00	6.00	28.0	66.0	38.0	3,879
6.10	6.10	31.0	70.0	39.0	4,167
6.20	6.20	31.0	70.0	39.0	4,167
6.30	6.30	31.0	70.0	39.0	4,167
6.40	6.40	31.0	70.0	39.0	4,167
6.50	6.50	31.0	70.0	39.0	4,167
6.60	6.60	31.0	70.0	39.0	5,658
6.70	6.70	31.0	70.0	39.0	5,658
6.80	6.80	34.0	74.0	40.0	5,658
6.90	6.90	34.0	74.0	40.0	5,658
7.00	7.00	34.0	74.0	40.0	5,658
7.10	7.10	34.0	74.0	40.0	6,176
7.20	7.20	34.0	74.0	40.0	6,176
7.30	7.30	34.0	74.0	40.0	6,176
7.40	7.40	34.0	74.0	40.0	6,176
7.50	7.50	34.0	74.0	40.0	6,176
7.70	7.70	37.0	79.0	42.0	6,964
7.80	7.80	37.0	79.0	42.0	6,964
7.90	7.90	37.0	79.0	42.0	6,964
8.00	8.00	37.0	79.0	42.0	6,964
8.10	8.10	37.0	79.0	42.0	7,627
8.20	8.20	37.0	79.0	42.0	7,627
8.30	8.30	37.0	79.0	42.0	7,627
8.40	8.40	37.0	79.0	42.0	7,627
8.50	8.50	37.0	79.0	42.0	7,627
8.70	8.70	40.0	84.0	44.0	8,687
8.80	8.80	40.0	84.0	44.0	8,687
9.00	9.00	40.0	84.0	44.0	8,687

DC (MM)	DCON MS (MM)	LCF (MM)	OAL (MM)	LS (MM)	PRICE (RS/NO)
9.20	9.20	40.0	84.0	44.0	9,883
9.30	9.30	40.0	84.0	44.0	9,883
9.50	9.50	40.0	84.0	44.0	9,883
9.80	9.80	43.0	89.0	46.0	11,076
10.00	10.00	43.0	89.0	46.0	11,076
10.20	10.20	43.0	89.0	46.0	12,675
10.30	10.30	43.0	89.0	46.0	12,675
10.40	10.40	43.0	89.0	46.0	12,675
10.50	10.50	43.0	89.0	46.0	12,675
10.70	10.70	47.0	95.0	48.0	15,087
10.80	10.80	47.0	95.0	48.0	15,087
11.00	11.00	47.0	95.0	48.0	15,087
11.20	11.20	47.0	95.0	48.0	17,246
11.50	11.50	47.0	95.0	48.0	19,315
11.70	11.70	51.0	102.0	51.0	19,315
11.80	11.80	47.0	95.0	48.0	19,315
12.00	12.00	51.0	102.0	51.0	19,315
12.50	12.50	51.0	102.0	51.0	19,315
13.00	13.00	51.0	102.0	51.0	19,315
13.20	13.20	51.0	102.0	51.0	23,039
13.50	13.50	51.0	102.0	51.0	23,039
13.80	13.80	54.0	107.0	53.0	25,802
14.00	14.00	54.0	107.0	53.0	25,802
14.20	14.20	56.0	111.0	55.0	25,802
14.50	14.50	56.0	111.0	55.0	28,155
15.00	15.00	56.0	111.0	55.0	28,155
15.20	15.20	56.0	111.0	55.0	28,155
15.50	15.50	56.0	111.0	55.0	28,155
16.00	16.00	58.0	115.0	57.0	28,155
16.50	16.50	60.0	119.0	59.0	28,155
17.00	17.00	60.0	119.0	59.0	37,315
18.00	18.00	62.0	123.0	61.0	45,159
18.50	18.50	64.0	127.0	63.0	56,494
19.00	19.00	64.0	127.0	63.0	56,510
19.50	19.50	66.0	131.0	65.0	59,621
20.00	20.00	66.0	131.0	65.0	59,621

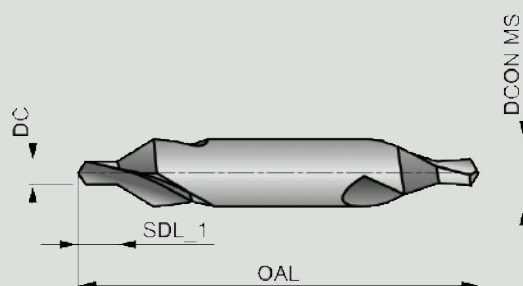
• Price are subject to revision without any notice

[BACK TO CONTENT PAGE](#)

* Please contact our team for prices

SOLID CARBIDE CENTRE DRILL 60° COUNTERSINK, BRIGHT

Designed for accurately initiating a centered hole at the end of a shaft, this tool ensures secure workpiece holding prior to machining. Engineered for versatility, it is suitable for a wide range of materials and features dual drilling ends to enhance productivity. The DIN33A integrated 60° countersink supports precise alignment. Compatible with all CNC machines.

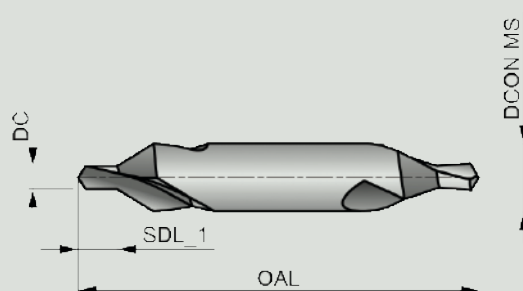


DC (MM)	BODY (MM)	OAL (MM)	SDL_1 (MM)	PRICE (RS/NO)
2.00	5.0	40.0	3.30 - 2.50	5,400
2.50	6.3	45.0	4.10 - 3.10	7,326
3.15	8.0	50.0	4.90 - 3.90	8,679

DC (MM)	BODY (MM)	OAL (MM)	SDL_1 (MM)	PRICE (RS/NO)
3.30	8.0	50.0	-	8,679
4.00	10.0	56.0	6.20 - 5.00	11,480
5.00	12.5	63.0	7.50 - 6.30	17,910

SOLID CARBIDE CENTRE DRILL 60° COUNTERSINK, BRIGHT BS TYPE

Designed for accurately initiating a centered hole at the end of a shaft, this tool ensures secure workpiece holding prior to machining. Engineered for versatility, it is suitable for a wide range of materials and features dual drilling ends to enhance productivity. The BS328 integrated 60° countersink supports precise alignment. Compatible with all CNC

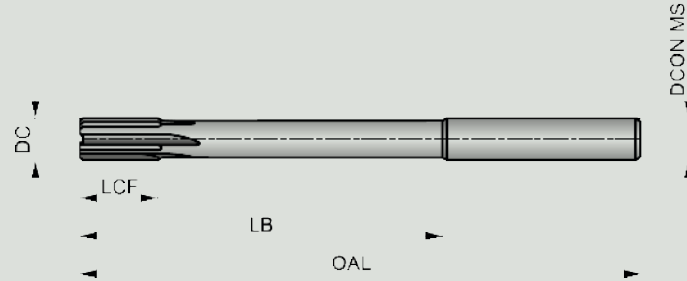


DC (GAUGE)	DC (INCH)	BODY (Inch)	OAL (Inch)	SDL_1 (Inch)	PRICE (RS/NO)
BS2	1/16	3/16	1.3/4	3/32 - 5/64	5,400
BS3	3/32	1/4	2	5/32 - 1/8	7,326
BS4	1/8	5/16	2.1/4	3/16 - 5/32	8,679
BSS5	3/16	7/16	2.1/2	9/32 - 1/4	16,465
BS6	1/4	5/8	3	3/8 - 5/16	24,453

[BACK TO CONTENT PAGE](#)

SOLID CARBIDE REAMER, H7 ACCURACY, BRIGHT FINISH

Straight flute reamer engineered to deliver hole finishes within H7 tolerance limits. Optimized for high performance and extended tool life across a variety of materials, it enhances hole roundness, dimensional accuracy, and surface finish. Features a 1.0 mm × 45° bevel edge for smooth entry and reduced cutting forces. Ideal for CNC machining applications, offering consistent and reliable results.



DC (MM)	LCF (MM)	OAL (MM)	LS (MM)	DCON MS (MM)	NO OF FLUTES	PRICE (RS/NO)
3.00	16.0	57.0	41.0	3.00	4.0	3,692
4.00	19.0	63.0	44.0	4.00	4.0	4,321
5.00	25.0	75.0	50.0	5.00	4.0	5,192
6.00	25.0	75.0	50.0	6.00	4.0	6,282
8.00	28.0	82.0	54.0	8.00	6.0	9,671
10.00	31.0	89.0	58.0	10.00	6.0	12,450
11.00	50.0	100.0	50.0	11.00	6.0	12,817
12.00	40.0	100.0	60.0	12.00	6.0	15,258
13.00	48.0	100.0	52.0	14.00	6.0	25,275






CUSTOMISED SOLID CARBIDE DRILLS

PRODUCT DESCRIPTION	PRICE (RS/NO)
SCDR 3.0 X 40 X 75 X 3.0 TIALN	3,699
SCDR 6X85X195X6 TIALN	10,737
SCDR 4.2X80X120X5.0 COATED THROUGH COOLANT	12,264
SCDR 5.0X110X160X5.0 COATED THROUGH COOLANT	13,628
SCDR 5.0X80X120X5.0 COATED THROUGH COOLANT	12,264
SCDR 6.8X110X160X8.0 TIALN THROUGH COOLANT	19,340

[BACK TO CONTENT PAGE](#)

* Please contact our team for prices

Applications Range

Side Milling	Face Milling	Slot Milling	Plunge Milling	Ramping
				
The radial depth of cut should be less than .25 of the diameter of the end mill.	The radial depth of cut should be no more than .9 of the diameter, axial depth of cut less than .1 of the diameter.	Machining of a slot for keyways. The radial depth of cut is equal to the diameter on the end mill.	It is possible to drill the workpiece with an end mill only with the cutting center. In this operation the feed has to be halved.	Both axial and radial entering into the workpiece.

Maxx series cutting parameters

Maxx Series

- Optimise the cutting parameters based on the material and setup for best performance
- Control the runout for the best tool life
- Prefer dry milling for ISO and P and K



SC Endmill - Maxx series		
WMG	VC m/min	Feed/tooth mm
P	50-120	0.01-0.06
M	30-40	0.007-0.036
K	70-180	0.05-0.1

Maxx Pro series cutting parameters

Maxx Pro Series

- Optimise the cutting parameters based on the material hardness and setup for best performance
- Control the runout for the best tool life
- Prefer dry milling for ISO H

SC Endmill - Maxx Pro series		
WMG	VC m/min	Feed/tooth mm
H	40-100	0.005-0.04



Solid carbide drill Cutting parameters range

SC drills Non through coolant

- Parameters from the below range can be optimised for a given application.
- For the best results, runout should be controlled under 20 microns

SC drill Jobber/Stub		
WMG	VC m/min	Feed/rev
P	40-100	0.1-0.28
M	30-40	0.05-0.15
K	50-120	0.1-0.3

Solid carbide reamer Cutting parameters range

SC reamer Non through coolant

- Parameters from the below range can be optimised for a given application.
- For the best results, keep a controlled stock for reamer.

SC reamer		
WMG	VC m/min	Feed/rev
P	10-20	0.04-0.28
M	7-15	0.04-0.13
K	10-20	0.1-0.3
N	30-60	0.05-0.3



**Certainty
at every turn™**

FOLLOW US...



YOUTUBE



LINKEDIN



X



INSTAGRAM



FACEBOOK