

Mini Holders



Mini Holders



PH5000

LC6200 8 mm
LC6210 3/8"

Overall arm length 87.5 mm

NF1030 8 mm
NF1033 3/8"

Overall arm length 128.5 mm

NF1021 8 mm
NF1024 3/8"

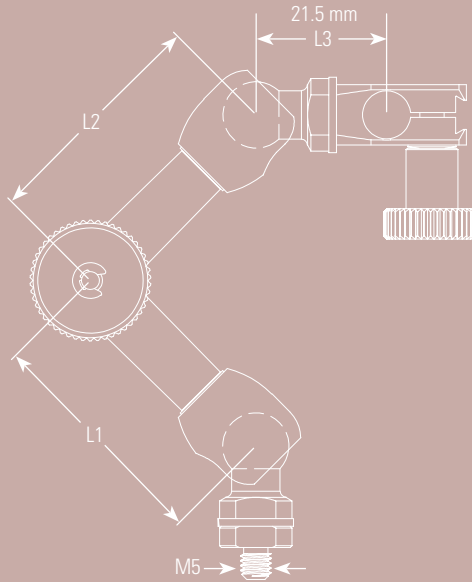
Overall arm length 128.5 mm

LC and PH Mini Holders

NOGA LC mini holder with small round magnet

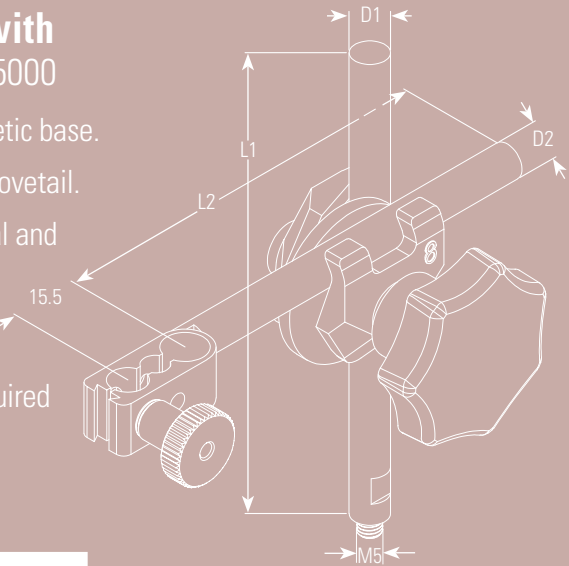
LC6200 / LC6210

- 200 N round permanent magnetic base.
- Holds 8 mm or 3/8" and dovetail.
- Unique central locking mechanism with Noga designed spring loaded bearing.
- Five axis holder.
- Instantly and easily fastens in any position.
- Black finished arms.



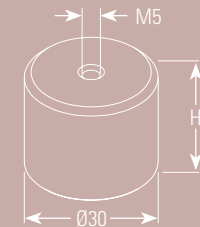
NOGA PH mini holder with small round magnet PH5000

- 200 N round permanent magnetic base.
- Holds 6 mm, 8 mm, 3/8" and dovetail.
- Unique swivel clamp for all dial and test indicators.
- Strong arm lock by using the unique 3-point system.
- Easy set up of gauges into required position.
- Black finished arms.

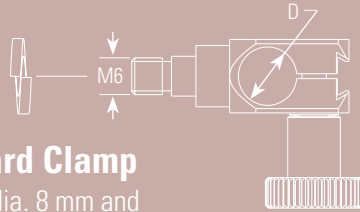


Holder		Arm length			Standard clamp		Magnet		
Order no.	Weight	Bottom arm	Top arm	Total	Order no.	Dia.	Force	Dimension	
	[Kg]	L1	L2	L1 + L2 + L3		D	[N]	Ø	H
LC6200	0.280	38	38	87.5	FA1100	8	200	30	25
LC6210	0.280	38	38	87.5	FA1120	3/8"	200	30	25

Holder		Arm length and diameter		Magnet		3 points clamp	
Order no.	Weight	Post	Arm	Force	Dimension		Order no.
	[Kg]	Dia. (D1) x length (L1)	Dia. (D2) x length (L2)	[N]	Ø	H	
PH5000	0.360	Ø8 x 110	Ø8 x 110	200	30	25	PH1307

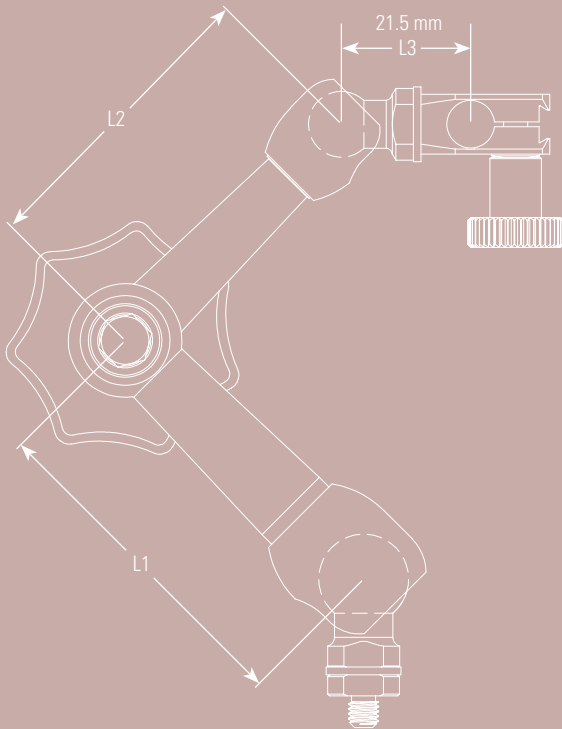


NogaFlex Mini Holders 360°



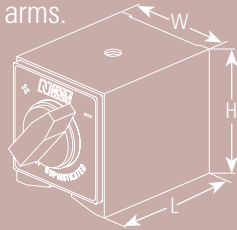
Standard Clamp

FA 1100 dia. 8 mm and
FA 1120 dia. 3/8"



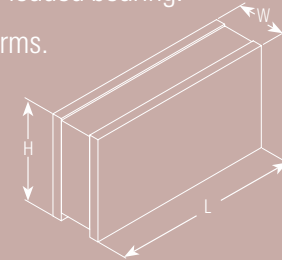
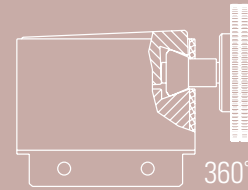
NogaFlex holder with on / off magnet NF1021 / NF1024

- Powerful on/off magnetic base.
- Five axis holder.
- Holds indicator with stem and dovetail.
- Instant fixation in any position.
- Central locking mechanism with NOGA designed spring loaded bearing.
- Black finished arms.



NogaFlex holder with permanent magnet NF1030 / NF1033

- Permanent magnetic base.
- Five axis holder.
- Holds indicator with stem and dovetail.
- Instant fixation in any position.
- Central locking mechanism with NOGA designed spring loaded bearing.
- Black finished arms.



Holder		Arm length			Standard clamp		Magnet			
Order no.	Weight	Bottom arm	Top arm	Total	Order no.	Dia.	Force	Dimension		
	[Kg]	L1	L2	L1 + L2 + L3		D		W	L	H
NF1021	0.575	56	51	128.5	FA1100	8	320N	30	40	35
NF1024	0.575	56	51	128.5	FA1120	3/8"	320N	30	40	35
NF1030	0.545	56	51	128.5	FA1100	8	280N	16	60	32
NF1033	0.545	56	51	128.5	FA1120	3/8"	280N	16	60	32

All measurements are in mm unless otherwise mentioned